


**Teacher instruction:**

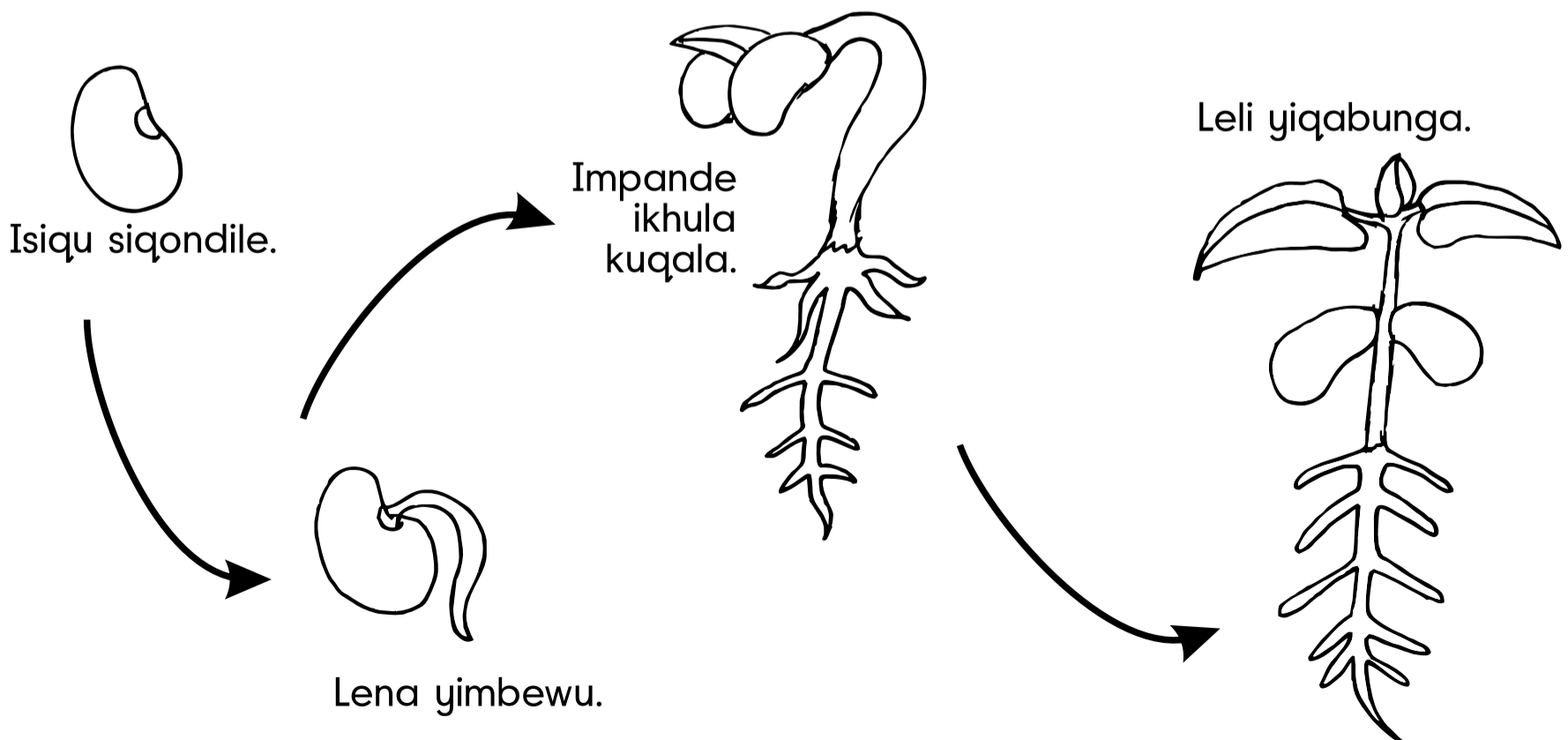
Ask learners to say the word for each picture.  
Then ask them to say the sound each word begins with.  
Next let them place a button on each picture that begins with a 'b' sound.  
*This is an auditory analysis and discrimination exercise.*



**Teacher instruction:**

Ask learners to 'read' each picture.  
Then ask them to sequence the pictures in the correct order.  
Staple the book together for them.  
*This is an observation and sequencing exercise.*


### Ubhontshisi ohlumayo



**Teacher instruction:**

Ask learners to 'read' each picture.  
Then ask them to sequence the pictures in the correct order.  
Help them to label and **number** the pictures.  
*This is an observation and sequencing exercise.*












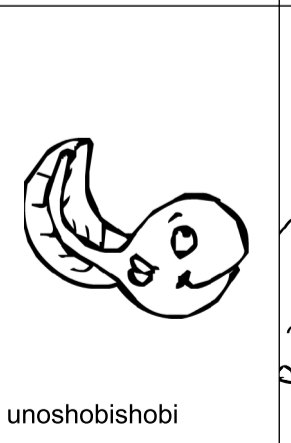


Umjikelezo impilo yexoxo



**Teacher instruction:**

Ask learners to 'read' each picture.  
Then ask them to match the baby animal to the parent.  
Help them use the baby names.  
*This is a visual discrimination exercise.*

Ngingumntwana kabani?

 ibhele	 isicabucabu	 ixoxo	 Isikhova	 i-kangaroo	 uvemvane	 indlovu
 isicabucabana	 iwundlu	 ichwane	 u-joeey	 unoshobishobi	 inkonyane	 uvemvanyana