

Teacher instruction:
Ask learners to 'read' each picture.
Then ask them to match the feeling to the word.
This is a visual discrimination exercise.

Uzizwa kanjani?


jabule

dabukile

diniwe



novalo

ziqhenya



Teacher instruction:
Ask learners to 'read' each sentence. Then ask them how the children in the second sentence are feeling.
Talk about how planting plants is good for the Earth. Ask them if they have ever planted something.
What happened? How did they feel?
This is a reasoning and visual discrimination exercise.

Xoxa indaba



Teacher instruction:

Say the rhyme "Mother Duck went out one day". Ask learners to 'read' the story. Count the ducklings on each line and let learners write the number in the block.

Then ask them how Mother Duck felt.

This is a visual discrimination and counting exercise.

Uzizwa kanjani?

The worksheet contains five rows of ducks. Each row has a mother duck and a certain number of ducklings. To the right of each row is a dashed square box for writing the number of ducklings. Curved arrows connect the rows in a circular path.

Row	Number of Ducklings	Number to Write
1	5	
2	4	
3	3	
4	2	
5	1	