

**Teacher instruction:**

Discuss each item of clothing.

Ask: When do we wear this?

How do we wear it? Let learners place a button on the correct outfit.

*This is a good reasoning and visual discrimination exercise.*

Re apara eng ge go...?













ge go fiša				
ge pula e end				
ge go tonya				
ge go na le moya				

**Teacher instruction:**

Learners play a memory game. Cut out each card. Instruct learners to place all the cards face down. They must find matches by turning over two cards at a time. If the pair matches they keep the cards.


If not, they turn the cards back over in the same place as before.

*This is a good visual memory exercise.*

**Teacher instruction:**

Ask learners to arrange each row of pictures in the correct order.  
 Ask: What comes first/next/after/last/in the morning/afternoon/night?  
 This a good reasoning and visual sequencing exercise.



**Teacher instruction:**

Cut out the cards. Use them to make a pictogram.  
 Help learners to count how many of them are wearing each of the various items.  
 Then, using one-to-one correspondence, let them match each clothing card to the learners wearing the same item.

