

Teacher instruction:

My sky book. Let learners fold the page in half (vertically).
They can either draw a picture or cut one from a magazine to complete each page.
Finish the sentence for them.
Let them take home their books to read to their caregivers.

Puku ya ka ya leratadima

Leina la ka ke

letšatši

bošego










Ke bona

Ke bona

Teacher instruction:

Discuss each scene on the cards.
Ask learners to cut out each picture and sort them into day and night piles.
Learners can combine their cards and play day and night Snap!
This is a visual discrimination exercise.

Mosegare le bošego



Teacher instruction:

Ask learners to identify the different shapes in the picture.
This is a visual discrimination exercise.

Dibopego tše di khutilego

