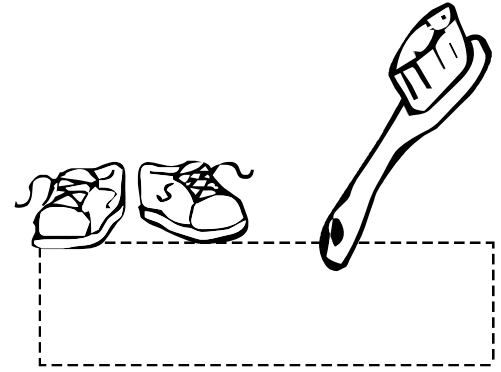
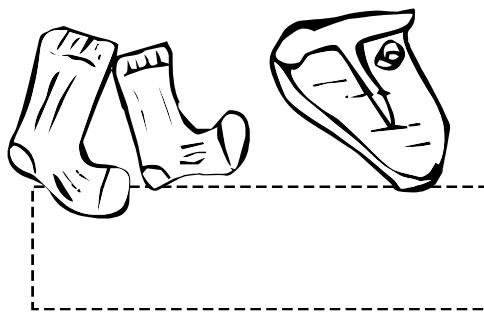



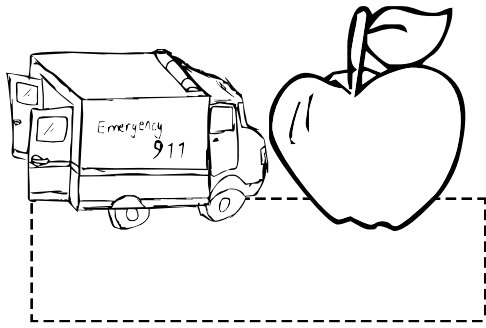


Teacher instruction:

Get learners to look at the two pictures above each box.
 If they begin with the same sound they can draw an X in the box. If they don't begin with the same sound, they leave it blank.
 At the bottom of the page learners can practise writing the letter 'x'.
This is an auditory discrimination activity.

Thala X lepokisaneng



• X

Teacher instruction:

Revise numbers 1 to 6 and shapes (circle, square, rectangle, triangle, diamond and heart).
 Learners count the number of shapes in the block on the left and then draw an X on the matching number.
 Learners trace each number with their finger, crayon or pencil.
This is a counting activity.

Thala sethalwa sa X nomorong e e nepagetšego

	3	4	5	1
	4	6	3	2
	1	5	2	6
	4	1	3	5
	2	3	6	1
	6	5	2	1

Teacher instruction:

Talk about each picture below. Learners match each picture to its opposite.
 They then need to match the labels at the bottom to each picture.
 Read the words with learners and they can match one at a time.
This is a visual discrimination activity.

Lebagantšha



hlweka

telele

thapa

ga e thabiše

phakiša

tšhila

khuswane

oma

ga go selo

go naya

Teacher instruction:

Learners carefully cut out each of the puzzle pieces.
 They then assemble them.
 Make sure learners are able to read the numeral and number.
This is a visual discrimination and fine-motor skill activity.

Kopanya diripana

