
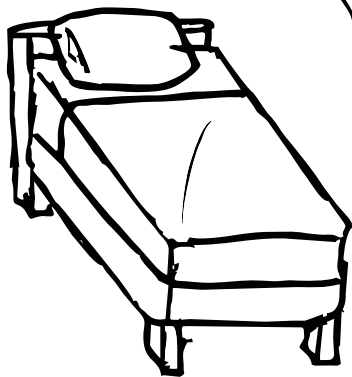





**Teacher instruction:**

Ask learners to say the word for each picture.  
 Then ask them to say the sound each word begins with.  
 Next let them place a button on each picture that begins with a 'b' sound.  
*This is an auditory analysis and discrimination exercise.*




b



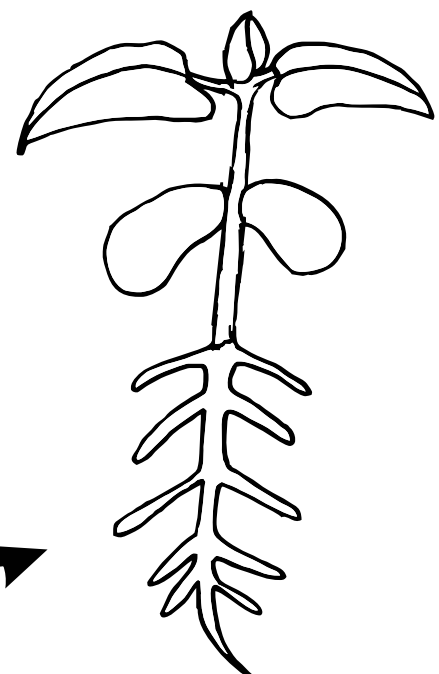
**Teacher instruction:**

Ask learners to 'read' each picture.  
 Then ask them to sequence the pictures in the correct order.  
 Staple the book together for them.  
*This is an observation and sequencing exercise.*

Nawa e ya hloga/mela




kutu e eme thwii



**Teacher instruction:**

Ask learners to 'read' each picture.  
Then ask them to sequence the pictures in the correct order.  
Help them to label and **number** the pictures.  
*This is an observation and sequencing exercise.*












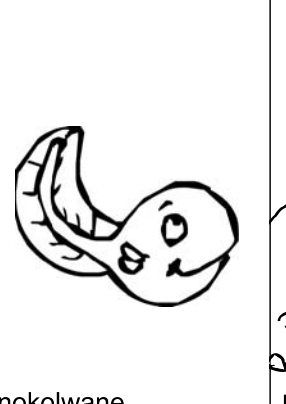


**Bophelo (sediko) bja segwagwa**



**Teacher instruction:**

Ask learners to 'read' each picture.  
Then ask them to match the baby animal to the parent.  
Help them use the baby names.  
*This is a visual discrimination exercise.*

**Nna ke ngwana wa mang?**

 bere	 segokgo	 segwagwa	 leribiši	 kankaru	 serurubele	 tlou
 ngwana wa segokgo	 ledinyane	 tswiana	 ngwana wa kankaru	 nokolwane	 namane	 seboko