


Teacher instruction:

Ask learners to make a ladder from three straws. They need two long sides.
The rungs must be cut into equal lengths. Learners glue their ladder to the side of the Land Rover.
They need to draw items on the roof-carrier that begin with the letter 'l'.
This is an auditory discrimination and measurement exercise.

Dira llere o nametše thoto/morwalo



Teacher instruction:

Ask learners to colour in the lion. They glue a piece of felt onto the nose.
Let them trace the 'l' shape. Repeat for the capital 'L'.
Let learners slow-speak each picture to identify the initial sound and then circle all the objects that begin with 'l'.
This is an auditory discrimination exercise.

Naga ya gešo ye botše






Teacher instruction:

Learners cut out the pictures and sequence them in the correct order so that the pictures tell the story.

Learners can 'read' the story.

This is a good reasoning and sequencing exercise.

Kanegelo



Teacher instruction:

Learners must cut out the shapes and put them together to make the flag.

Then ask them to colour in the flag using the correct colours.

They can refer to poster 19 for the colour.

This is a good visual discrimination exercise.

Nkosi Sikele iAfrika - Morena boloka Afrika

