


Teacher instruction:

Cut out the cards.

Use them to make a pictogram.

Help learners count the different ways in which they all get to school.



Teacher instruction:

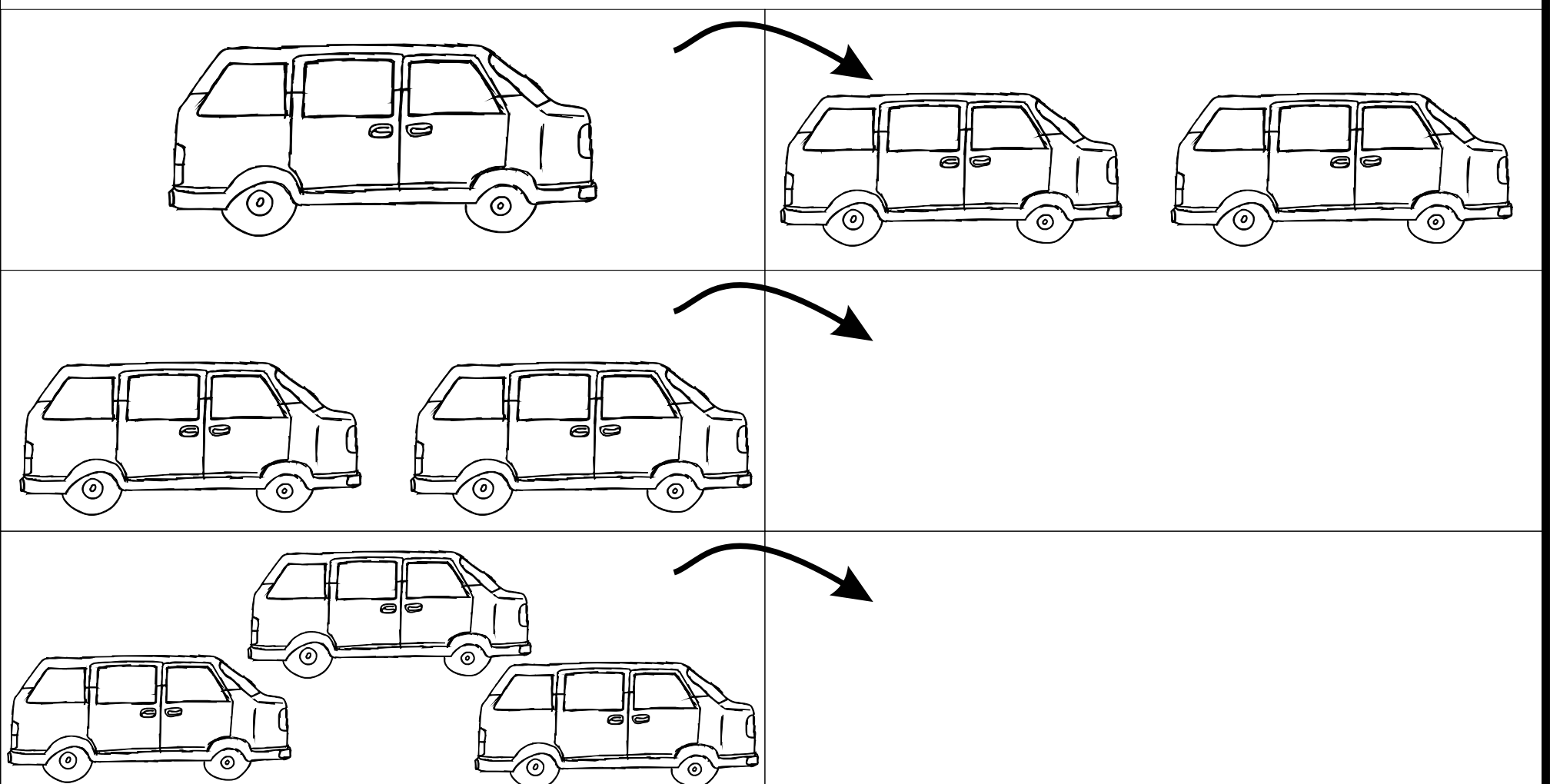
Learners count the taxis in the first block. They then draw double that number in the second block.

Ask them to draw "twice as many" or "twice as much".

The first one has been done for you.

Work through each example with the learners and let them use counters to solve the problem before they begin drawing.





Ukubuyelela kabili



Teacher instruction:

Learners count the taxis in the first block. They then draw half that number in the second block.
Explain that the taxi rank on the right has half the number of taxis as that on the left.
The first one has been done for you. Provide lots of practical work first and then work through each example with the learners.
Let them use counters to solve the problem before they begin drawing.

Ukuhlukanisa ngokwesiquntu

Teacher instruction:

Learners 'pack' the suitcase with items they would take on a journey with them.
This is a fine motor exercise.

