


Teacher instruction:

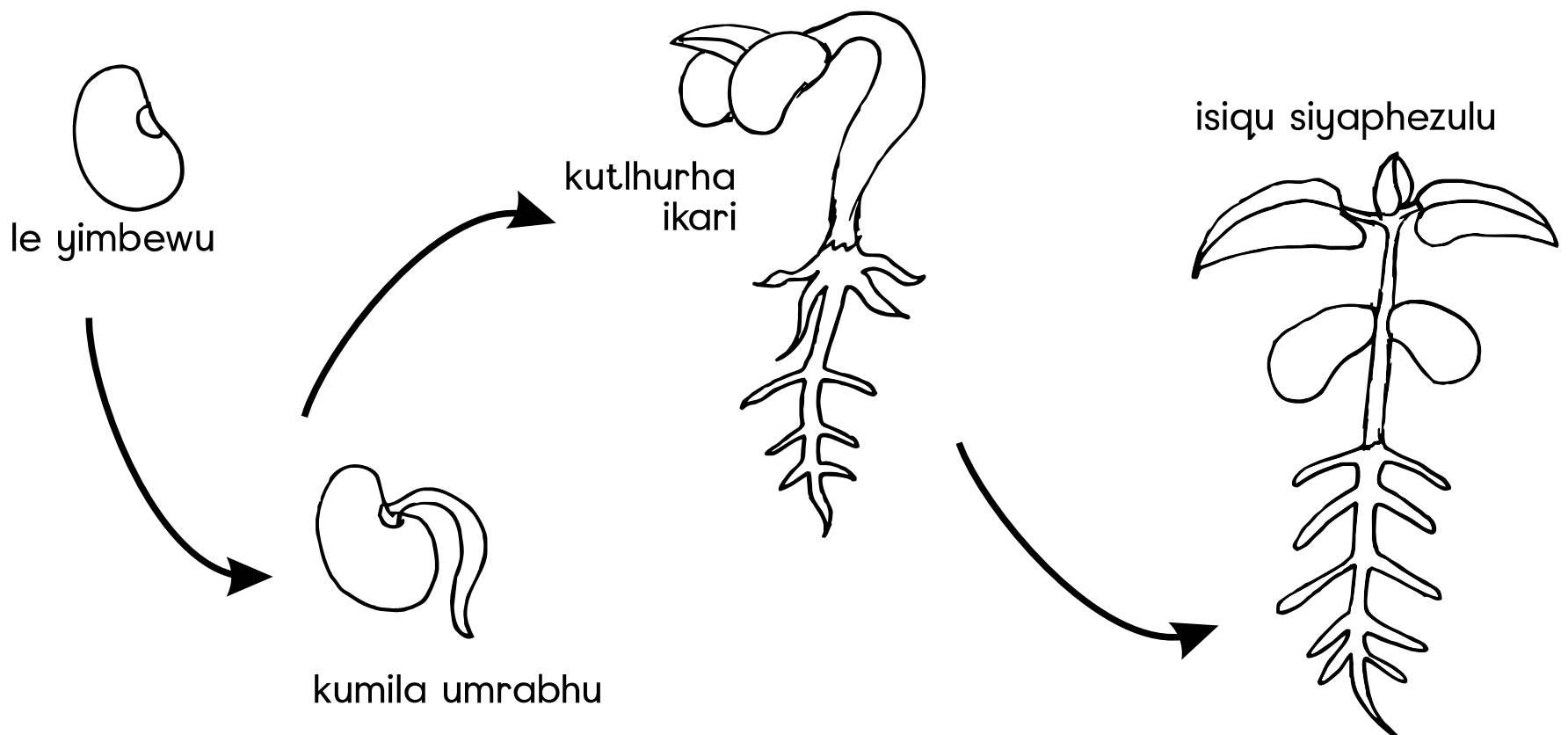
Ask learners to say the word for each picture.
 Then ask them to say the sound each word begins with.
 Next let them place a button on each picture that begins with a 'b' sound.
This is an auditory analysis and discrimination exercise.



Teacher instruction:

Ask learners to 'read' each picture.
 Then ask them to sequence the pictures in the correct order.
 Staple the book together for them.
This is an observation and sequencing exercise.


Ukutlhurha kwebhontjisi



Teacher instruction:

Ask learners to 'read' each picture.
Then ask them to sequence the pictures in the correct order.
Help them to label and **number** the pictures.
This is an observation and sequencing exercise.












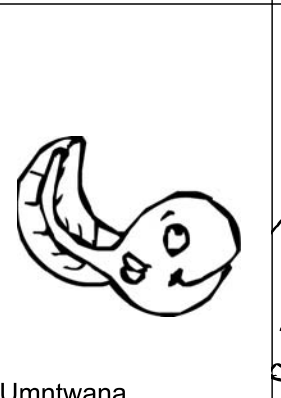


Umzombe wepilo yesirhwerhwe



Teacher instruction:

Ask learners to 'read' each picture.
Then ask them to match the baby animal to the parent.
Help them use the baby names.
This is a visual discrimination exercise.

Mina ngimntwana kabani?

 ibhere	 iswebu	 isirhwerhwe	 isikhova	 ikhangaru	 iviyaviyani	 indlovu
 Umntwana weswebu	 Umntwana wesilwana	 idzinyani	 ujowi	 Umntwana wesirhwerhwe	 Ikonyana	 isibungu