


Teacher instruction:

Ask learners to circle the pictures that begin with the 'f' sound.
 Let them find and draw other items in the classroom that begin with 'f', and add them to the worksheet.
This is an auditory discrimination exercise.

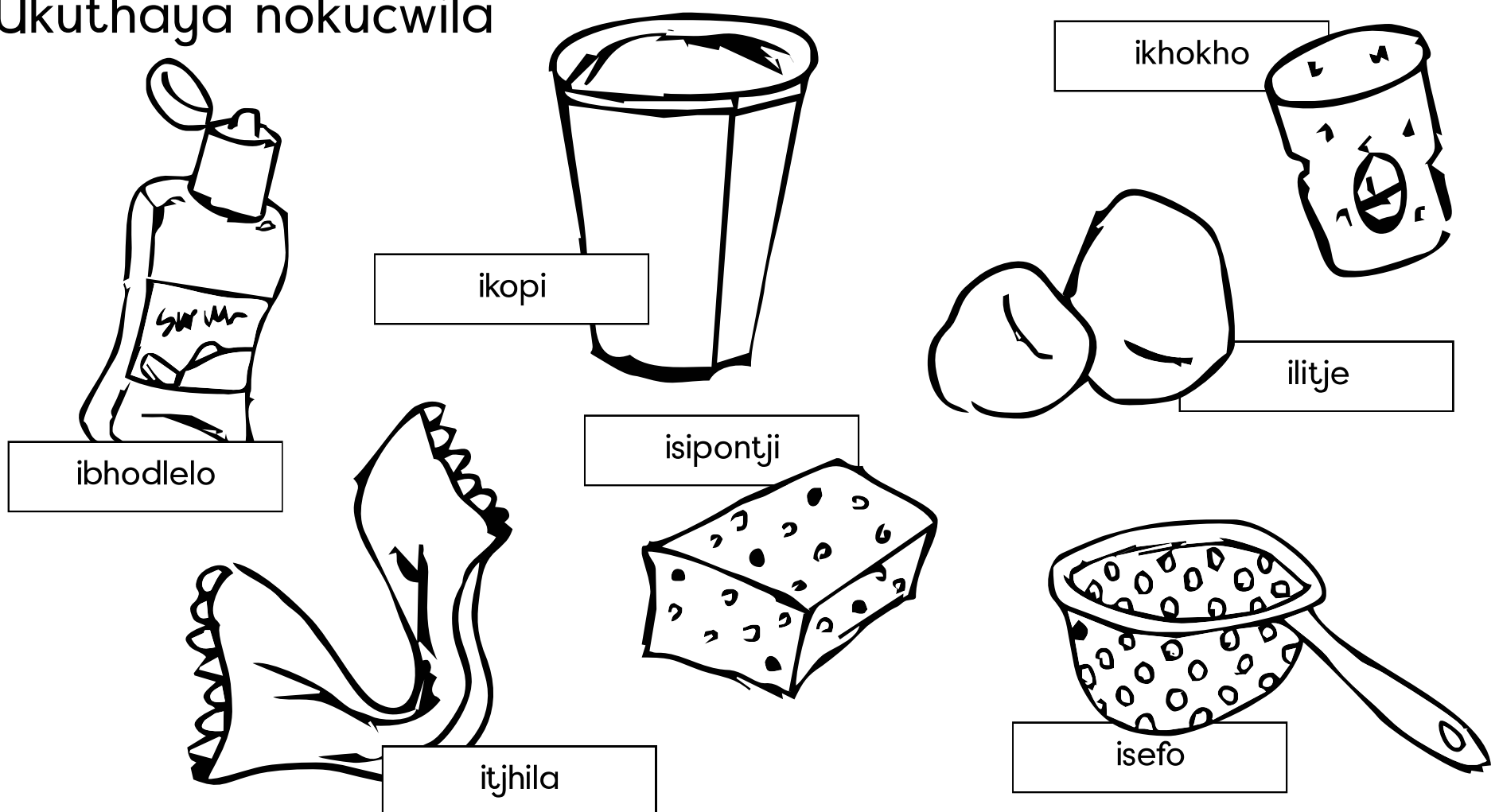


Teacher instruction:

Use this as a follow-up activity to the floating and sinking experiment described in the Daily Planner.
 Let learners draw a cross through the items that float and circle those that sink.
This is a reasoning exercise.

Also use this activity to assess learners' observations of the practical activity.

Ukuthaya nokucwila



Teacher instruction:

This is a pre-reading activity with strong life skill links.
 Young learners should be able to identify warning signs in their environment.
 Let learners look at each of these danger signs and discuss their meaning. Talk about where we find these signs.
This is a reasoning and visual literacy exercise.

Ingozi!




Teacher instruction:


This is a pre-reading activity with strong life skill links.
 Talk about stranger danger and how to keep safe in these situations.
This is a reasoning and visual literacy exercise.

Awa!

Awa, ngiyathokoza. Angilifuni i




Awa, ngiyathokoza. Angifuni ukukhwela e



Awa. Ungangithinti ngaleyondlela.



Ngizaku **tjela**



Ngizaku



1 0 1 1 1

