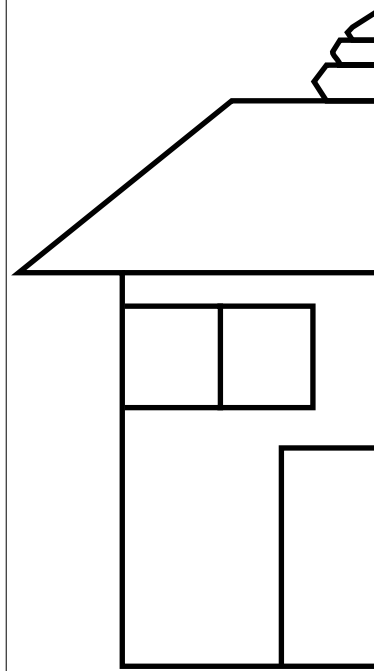
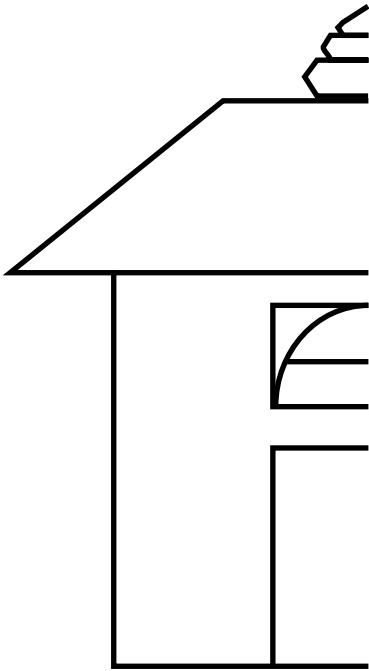




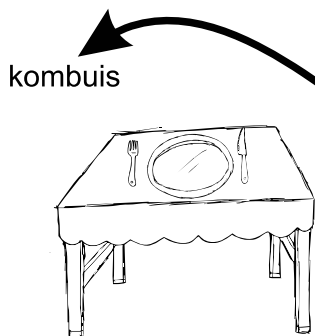
**Teacher instruction:**  
 Ask learners to complete the other side of the house.  
 They can use a little mirror to help them.  
 They can then add the flowers, sun and trees to the pictures.  
*This is a visual memory and closure exercise.*

### Bou die huis



**Teacher instruction:**  
 Ask learners to match the different household items to the correct room, using a crayon.  
*This is a visual discrimination and fine motor exercise.*











### Waar hoort dit?



**Teacher instruction:**

Ask learners to 'read' each picture.  
Then ask them to match the animal to its home.  
Help them use the correct names of the homes.  
*This is a visual discrimination exercise.*

Waar woon ek?

**Teacher instruction:**

Ask learners to 'read' each picture and to count the tools and materials.  
Then let them match the tools and materials.  
Next let them cut out the cards and practise addition and subtraction story sums using the cards to facilitate their calculations.

