

Mrs Angie Motshekga,
Minister of Basic
Education



Mr Enver Surty,
Deputy Minister
of Basic Education

These workbooks have been developed for the children of South Africa under the leadership of the Minister of Basic Education, Mrs Angie Motshekga, and the Deputy Minister of Basic Education, Mr Enver Surty.

The Rainbow Workbooks form part of the Department of Basic Education's range of interventions aimed at improving the performance of South African learners in the first six grades. As one of the priorities of the Government's Plan of Action, this project has been made possible by the generous funding of the National Treasury. This has enabled the Department to make these workbooks, in all the official languages, available at no cost.

We hope that teachers will find these workbooks useful in their everyday teaching and in ensuring that their learners cover the curriculum. We have taken care to guide the teacher through each of the activities by the inclusion of icons that indicate what it is that the learner should do.

We sincerely hope that children will enjoy working through the book as they grow and learn, and that you, the teacher, will share their pleasure.

We wish you and your learners every success in using these workbooks.



Rainbow WORKBOOKS

ENGLISH HOME LANGUAGE
GRADE 2 – BOOK 1
TERMS 1 & 2
ISBN 978-1-920458-16-4

THIS BOOK MAY NOT BE SOLD.



ENGLISH HOME LANGUAGE – Grade 2 Book 1

ISBN 978-1-920458-16-4



Grade 2

Name:

Class:

basic education
Department:
Basic Education
REPUBLIC OF SOUTH AFRICA

ENGLISH HOME LANGUAGE

Book 1

Terms 1 & 2

Let your fingers help you to read

Sometimes when you read, you will meet words that you won't know. When this happens, you should let your fingers help you. Each of your fingers can help you to work out how to say the word and what the word means.



RESPONSIBILITIES OF THE YOUTH OF SOUTH AFRICA

Equity

Treat every person equally and fairly. Do not descriminate.



Human dignity

Respect everyone. Be kind and caring.



Life

All life is precious. Treat all life with respect.



Family



Honour and respect your parents. Be kind and loyal to your family.

Education

Attend school, learn and work hard. Adhere to the school's rules.



Work

Help your family with work in your home. Children must not be forced to get a job.



Freedom and security



Do not hurt, bully or intimidate others, and do not let others do so. Solve disagreements in a peaceful way.

Property

Respect the property of others. Do not damage property and do not steal.



Religion, belief and opinion

Respect the beliefs and opinion of others.



Safety



Look after the earth. Do not waste water and electricity. Look after animal and plant life. Keep your home and community clean and safe.

Citizenship



Be a good and loyal South African citizen. Obey the laws, and ensure others do as well.

Freedom of Expression

Do not spread lies and hatred. Ensure others are not insulted or have their feelings hurt.



Published by the Department of Basic Education
222 Struben Street
Pretoria
South Africa

© Department of Basic Education
Third edition 2013

ISBN 978-1-920458-16-4

The Department of Basic Education has made every effort to trace copyright holders but if any have been inadvertently overlooked, the Department will be pleased to make the necessary arrangements at the first opportunity.

This book may not be sold.

Grade 2

Rainbow WORKBOOKS

Language in ENGLISH

1 Back to school.....2

2 Family and friends 34

3 Travelling around 66

4 Our environment 98

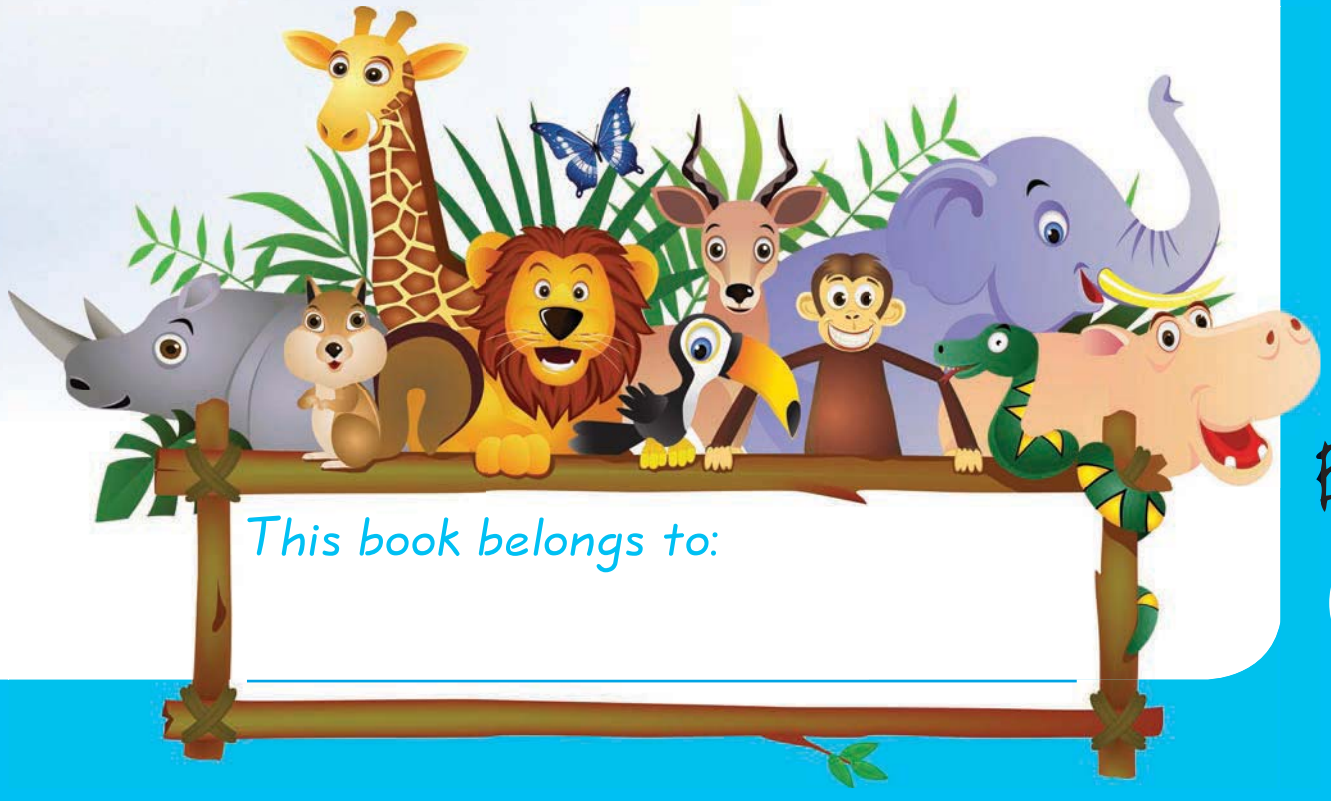

This book belongs to:

_____

ENGLISH Book 1

Back to school

Date: _____



Let's read



It is good to be back at school.
The holidays were very long.
Hello Sam.
Hello Thabo.
Hello Ann and Jabu.
What did you do in the holidays?



Thabo

I went to the sea.
I had fun in the sun.



Sam

I went to my grandmother.

Aa Bb Cc Dd Ee Ff Gg Hh Ii Jj Kk Ll Mm





Ann

I was at home.



Ben



Jabu

I was also at home. I missed Sam, Thabo and Ben the dog. I was alone. I had no one to play with.



Let's write Read each of the sentences and then tick yes ✓ or no ✗.

The children are back at school.	
Jabu went to the sea during the holidays.	
Ann stayed at home.	



Word work Read the words and listen to the sounds.



at	Ben	in	fun
and	ten	win	sun
Sam	men	bin	run

Sight words

an
and
as
at



Let's write Practise these letters.
Then write sentences, in your exercise book using words from the word work box.



A A a a

Nn Oo Pp Qq Rr Ss Tt Uu Vv Ww Xx Yy Zz

I am back at school



Let's do Draw a picture of what you did during the school holidays.



Let's write Fill in the missing word to complete these sentences.

am	I _____ back at school.
is	Jabu _____ happy at school.
are	Ann and Ben _____ in class.
are	The children _____ back at school.

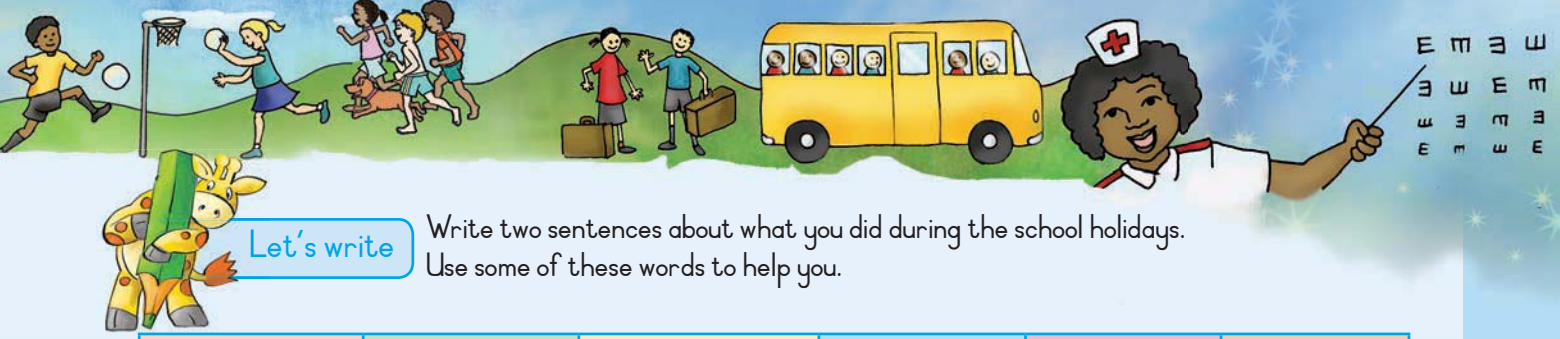

Let's write

Write two sentences about what you did during the school holidays. Use some of these words to help you.

went	spent	holidays	alone	home	sea

Fun



Fill in the missing days of the week. Then draw pictures to show what you will do all week now that you are back at school. Tell your friend:

On Monday I ...

On Sunday I ...

Monday

Tuesday

Friday

Sunday

Teacher:
Sign:
Date:

Nn Oo Pp Qq Rr Ss Tt Uu Vv Ww Xx Yy Zz

Date:

Uniforms



Let's read



You all look neat in your school uniforms.
Did your uniform still fit you?



My uniform was too small.
I must wear my big brother's uniform.

Sam



I have a new uniform. It is too big.
My mother says my uniform must fit me
until I am in grade 5.

Thabo

Aa Bb Cc Dd Ee Ff Gg Hh Ii Jj Kk Ll Mm





Ann

My uniform was also too small.

Jabu



I do not have a uniform yet. My father will buy my uniform when he gets paid at the end of the month.



Let's write Read each of the sentences and then tick yes ✓ or no ✗.

Ann's uniform is too small.	
Thabo's uniform is too small.	
Jabu will get a uniform when his father gets paid.	



Word work Read the words and listen to the sounds.

has	end	big	hot	must
had	get	fit	not	just
hat	yet	sit	dog	rust

Sight words

but
by
back
be





Let's write Practise these letters.
Then write sentences, in your exercise book using words from the word work box.



B B b b

Nn Oo Pp Qq Rr Ss Tt Uu Vv Ww Xx Yy Zz

My uniform

Let's do

Draw a picture of yourself wearing your school uniform.

Let's write

Complete this card.

My name is _____.

I am in Grade _____.

I am _____ years old.

My school is _____.



Let's write

Write two sentences about your uniform.
Use some of these words to help you.

tie	jacket	shoes	shirt
trousers	socks	jersey	skirt

Fun

Label these clothes.



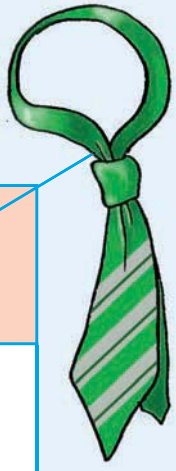

tie

Teacher:
Sign:
Date:

Date:

A new boy at school





Let's read



Jim

I am Jim.
I am a new boy in this school.
I am alone. I come from another school.

"I wish I had someone to play with," said Jim.



Ben



Ann

Ann and Ben see Jim all alone.

They go to Jim.

"Hello Jim, do you want to play with us?" said Ann.

Aa Bb Cc Dd Ee Ff Gg Hh Ii Jj Kk Ll Mm





Ann

"You can play with us," said Ann.

Jim is happy because he can play with Ann and Ben.



Jim



Let's write Read each of the sentences and then tick yes ✓ or no ✗.

Jim is a new boy at school.	
Ann and Ben went to speak to Jim.	
Jim is happy now.	



Word work Read the words and listen to the sounds.



can	Ben	Jim	dot
cap	went	bit	hot
bat	ten	bin	rot

Sight words

came
can
come



Let's write Practise these letters.
Then write sentences, in your exercise book using words from the word work box.



C c c

Welcome to our school

Let's do

In your group, make up a role play about how you would welcome a new boy or girl.



Let's write

Fill in the missing names in the sentences.
Remember to write names with capital letters.

Jim	Ann	Ben

_____ was a new boy at the school.

_____ and Ben went to play with him.

_____ is a dog.

Let's write

Write 2 sentences about your friend.
Use some of these words to help you.

boy	girl	nice	good	run	play





Fun

Help the new boy to find his way to school.
Tell your friend about the places he walks past

START

POLICE STATION

HOSPITAL

SCHOOL

Teacher:
Sign:
Date:

7

Date:

School sport





Let's read



Ann

I like to play netball.

Jim



I like to play football.



Bongi

I like to swing and play in the tree house.
It is up in the tree and we must not fall.

I like to run.
I also like to jump.



Jabu

Aa Bb Cc Dd Ee Ff Gg Hh Ii Jj Kk Ll Mm





I like to do long jump.

Sam



Lebo

Lebo wants to play but she can't walk. She plays with her dog. We all like to talk to her.



Let's write

Read each of the sentences and then tick yes ✓ or no ✗.

Lebo plays with her dog.	
Jabu likes to play netball.	
Bongi and Ann like to play football.	



Word work

Read the words and listen to the sounds.

jump	swing	must	tree
bump	ring	most	try
camp	sing	post	trust



Sight words

day
did
do
down



Let's write

Practise these letters.
Then write sentences in your exercise book using words from the word work box.



D D d d

I like sport

Let's do Draw a picture of the sport or game you like to play.



Let's write Complete these sentences. Choose words from this list.

netball	to jump	to race	going to school

I like
I don't like
I like
I don't like



Let's write Write 2 sentences about the sport or game you like to play. Use some of these words to help you.

run	play	like	sport	jump	enjoy

Let's write Find and circle the letter next to the correct answer.



A) soccer
B) cricket
C) rugby
D) netball



A) swimming
B) cricket
C) jump
D) netball



A) rugby
B) cricket
C) judo
D) netball



A) tennis
B) cricket
C) swimming
D) running



A) swimming
B) cricket
C) rugby
D) netball



A) tennis
B) rugby
C) netball
D) swimming

Teacher:
Sign:
Date:

9

Date:

The nurse comes to school





Let's read

Today the nurse came to our school to check our eyes.

Mary must wear glasses because she can't see.
She must sit in front.





Aa Bb Cc Dd Ee Ff Gg Hh Ii Jj Kk Ll Mm





Ann

The nurse asks us to read the chart on the wall.

She tests our eyes.



Can you see far?



Let's write

Read each of the sentences and then tick yes ✓ or no ✗.

The nurse came to check our eyes.	
Mary must get glasses.	
The doctor came to our school.	



Word work

Read the words and listen to the sounds.



must	test	check	tick
just	nest	neck	chick
trust	rest	deck	brick

Sight words

must
just
went
front



Let's write

Practise these letters.
Then write sentences in your exercise book using words from the word work box.



E E e e

The nurse says ...



Let's do

Look at the pictures and tell your friend what the nurse says you must do.



Brush my teeth.



Wash my hands.



Eat fruit and vegetables.



Go to bed early.





Let's write

Write 3 sentences about what the nurse says you must do.

I must
I must
I must



Let's write

Complete these sentences.

swim	drive	sing	cook	paint

I can't
I can
I can't
I can



Fun

Match these words with the correct pictures.

cock

nest

duck

chick





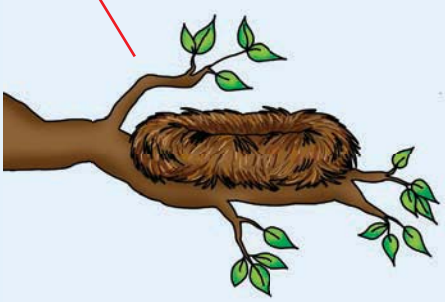



Teacher:
Sign:
Date:

Date:

We eat at school



Let's read Read the story then circle the words with the oo-sound.



Ann

We are lucky. We get food at school.
We like to eat lunch at school.

Our mothers cook good food for us.

Ben also wants food.







Nomsa

Bongi likes to eat carrots.
Dan likes to eat meat.
Do you like vegetables?

Nomsa is feeling sick.
She does not want to eat today.





Let's write

Read each of the sentences and then tick yes ✓ or no ✗.

Nomsa is feeling sick.	
Dan likes meat.	
Nomsa wants to eat.	



Word work

Read the words and listen to the sounds.

look	shook	spook	hook
good	nook	took	book
wood	hood	cook	crook



Sight words

went
want
when
like



Let's write

Practise these letters.
Then write sentences in your exercise book using words from the word work box.



F f f

The food we eat

Let's do Draw a picture of something that you can:

smell	taste	feel

see	hear

Let's write Fill in the correct word under each food.

milk	bread	cheese	meat	eggs
fish	apple	beans	cake	pap



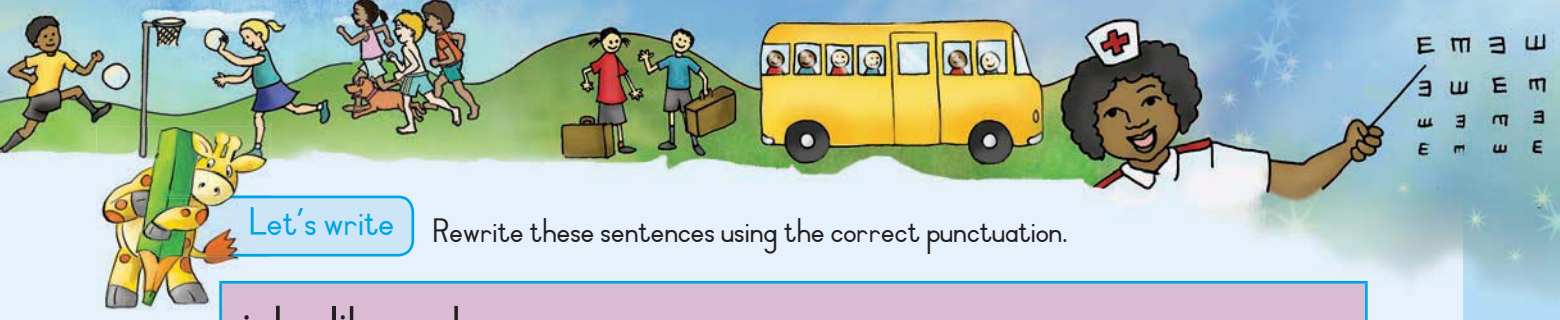

Let's write

Rewrite these sentences using the correct punctuation.

jabu likes cheese
Jabu likes cheese.
bongi eats meat each week
do you like beans
oh no, i dropped the eggs



Fun

Match these words with the correct pictures.
Then tick those foods that you and your friend like.











	chips	cabbage	cake	sweets	spinach
I like					
My friend likes					



Date:

We must do homework





Let's read

I am Dan.
I don't like homework.

I don't like to sit all day.
I just want to play.

My teacher says we must read at home every day.

She says that I must do all my homework before I play soccer.







Dan

I like to run and kick my ball when I get home.

My mother checks my homework.
I read to her everyday.

She likes to see my school books.



Let's write Read each of the sentences and then tick yes ✓ or no ✗.

Dan likes cricket.	
Dan likes doing his homework.	
His father checks his books.	



Word work Read the words and listen to the sounds.

stand	then	check	when
stop	them	chips	what
step	that	chop	why



Sight words

them
then
that
go



Let's write Practise these letters.
Then write sentences in your exercise book using words from the word work box.



G G g g

Nn Oo Pp Qq Rr Ss Tt Uu Vv Ww Xx Yy Zz

I always do my homework

Let's do



In pairs, do a role play of Dan not wanting to do his homework.
One of you must be his teacher.
Tell him why he should do his homework.

Let's write

Draw a line between the two pictures that have the same sound.





Let's write

Write 2 sentences about when and where you do your homework.
Use these words to help you.

afternoon	table	books	quiet

Fun

Complete this picture and colour it in.
Label the parts.



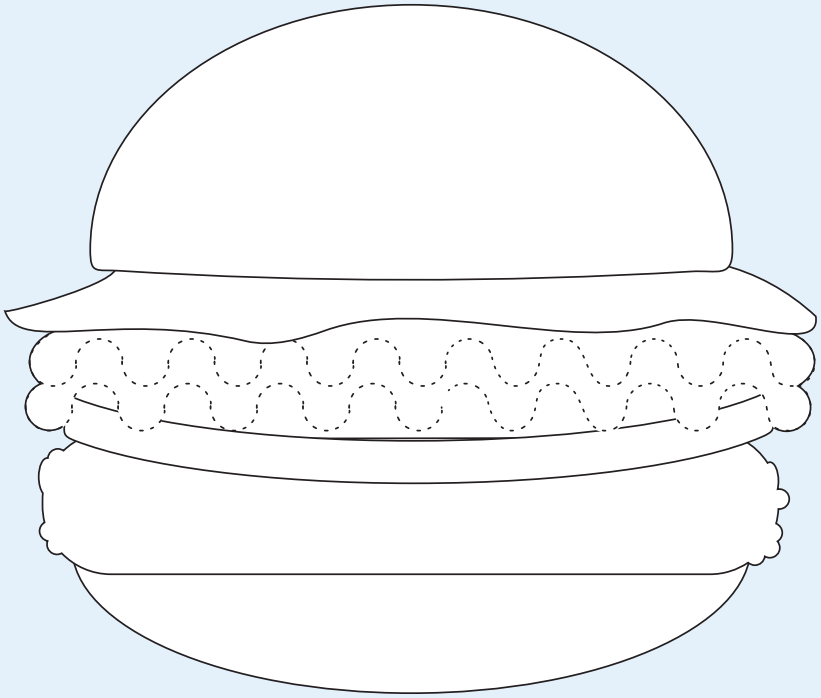

	bread
	cheese
	lettuce
	tomato
	meat

Teacher:
Sign:
Date:

Date:

Tests





Let's read Read the story. Then circle all the words with oo- and st- sounds.



Today is 20 March.

We are writing a test.

Ben stands and looks at our books.

I can read and write because I do my homework every day.





Jim

My teacher says that my work looks good.

I do my homework and then I play.

I am doing my best at school.



Let's write

Read each of the sentences and then tick yes ✓ or no ✗.

The class is writing a test.	
It is good to work hard at school.	
They write their test on 5 March.	



Word work

Read the words and listen to the sounds.



stop	test	good	noon
stand	best	look	spoon
still	rest	book	moon

Sight words

good
there
says
read



Let's write

Practise these letters.
Then write sentences in your exercise book using words from the word work box.



H H h h

Important dates



Let's do

Calendar

Ask your friends when their birthdays are.
Fill in their names into the correct month on the calendar.



Let's write

Ask 4 friends when their birthdays are and then write down the dates next to their names.

Name of friend	Date of birthday
Bongi	15 August



Let's write

Practise writing the date of your birthday.



Day

Month

Birthday Calendar



January	February	March

April	May	June

July	August	September

October	November	December



Date:

Different families



Let's read

Ann lives in a small family.

Jabu lives in a big family.
Jabu lives with his grandmother,
his brother and sisters.

Some children don't have a mother or father.
We need to help them.







Ben

Ben lives with us.
He is our pet dog.
I play with him and give him food.
I like him so much.

Some people have cats or fish or even sheep.



Let's write Read each of the sentences and then tick yes ✓ or no ✗.

Ann lives in a big family.	
Jabu lives in a big family.	
Ben is a pet cat.	



Word work Read the words and listen to the sounds.

child	fish	sheep	mother
cheese	wish	shop	father
chop	dish	she	brother

Sight words

have
here
him
had





Let's write Practise these letters.
Then write sentences in your exercise book using words from the word work box.

I I i i

My family

Let's do Draw a picture of your family.

Let's write Match these words with the correct pictures.
Use a ruler and different colours.

mother	father	baby	sister	children	brother



Let's write

Write two sentences about your family.
Use some of these words to help you.

love	family	brother	sister	young	old

Fun

Choose a gift for everyone in your family.
Tick each gift when you have given it to a family member.
You must use up all the gifts.

Say:

I will give the chocolates to my mother because she likes sweet things.








Teacher:
Sign:
Date:

Date:

I went to a wedding



Let's read Read the story. Then circle all the words with the ing- sound.

Uncle Dumi got married on Saturday.

Everyone was very happy. The bride's family was very nice. The bride looked very pretty.

There were lots of people at the wedding. Everyone was dancing, singing and eating. We ate a lot of food so my tummy was very full.

When it was time to eat, Ben ran to the pots. He wanted to see what was in the pots.



Bongi



Bongi was very silly.
She was running after Ben.

Then she fell and hurt her hand.
She had to go to the clinic.

The doctor said "What did you do?"



Let's write

Read each of the sentences and then tick yes ✓ or no ✗.

Bongi hurt her hand.	
Uncle Dan got married.	
Bongi went to the clinic.	

Sight words

into
little
like

Word work

Read the words and listen to the sounds.



what	when	why	where	who
playing	wedding	running	eating	singing
there	this	that	these	then

Let's write

Practise these letters.
Then write sentences in your exercise book using words from the word work box.

J j j j

I had such fun at the wedding

Let's do



Do a role play of what happened to Bongi at the wedding.
Use the following characters:

- Bongi
- Ben
- Mother
- Doctor

Let's write

Number these pictures from 1 – 4 to show the correct order and then tell your friend about the story you see in the pictures.







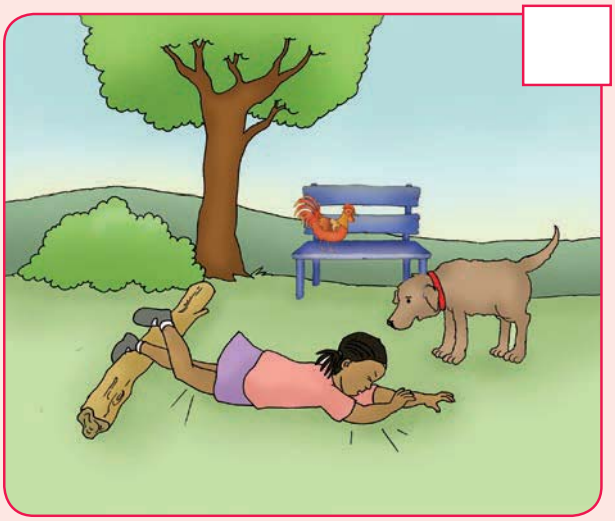

Let's write

Write a sentence about each picture.
Use some of these words to help you.

bandage	doctor	clinic	log	wedding	ran	fall	dog

Fun

Find and circle the correct answer.



A sad
B happy
C angry



A ugly
B angry
C pretty



A old
B young
C new



A raining
B sunny
C winter

Teacher:
Sign:
Date:

Date: _____

My good friends



Let's read



Everyone needs good friends.

Do you have a friend?
Who is your friend?

Tumi and Pam play together.
They also do their homework together.
They like to read to each other.

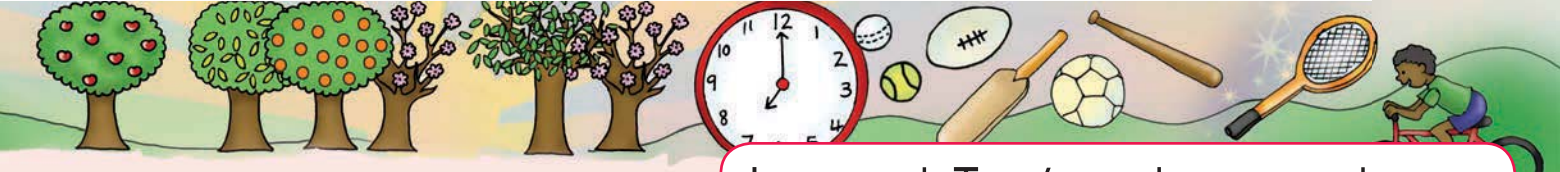



Last week Tumi's mother was sick. Pam helped Tumi to sweep and to clean the house. They keep Tumi's brother so her mother can sleep.

Every day Bongi cleans the house. She looks after her baby brother. Tumi and Pam help her.

Let's write

Read each of the sentences and then tick yes ✓ or no ✗.

Tumi and Bongi are good friends.	
Tumi and Pam do homework together.	
Pam's mother is sick.	

Word work

Read the words and listen to the sounds.



together	another	father	mother	brother
clean	read	each	team	eat
week	meet	sleep	sweep	keep

Sight words

look
made
make
me

Let's write

Practise these letters.
Then write sentences in your exercise book using words from the word work box.

K k k k



About my friends

Let's do

In your group, do a role play about a friend who needs you to help her.



Say what her problem is and how you and your friends can help her.

Let's write

Write down what you can do to help at home and at school.

How I can help at school.

How I can help at home.

Let's write

Write two sentences about someone who helps you.

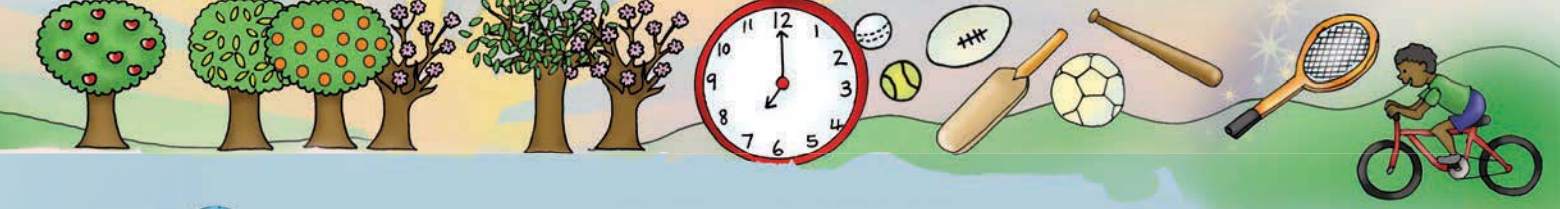



Fun

Who will get to Bongi's house first? Flip a coin. If you get heads you can move 2 blocks forward. If you get tails you can only move 1 block towards Bongi's house. The one who gets to Bongi's house first is the winner. When you land on a word, you must read the word.



Teacher:
Sign:
Date:

Date:

We care for our pets





Let's read



I like pets.
Ben is a silly dog.
He likes to run after the cat.

Yesterday the cat went up the green tree so Ben could not get her.

She was afraid to come down.
She was trapped in the tree.



Ann was cross with Ben.
Ann helped Jim to get the cat.

We gave the cat food to eat and then she went to sleep.

Then Ben chased a green frog on the grass.

Let's write

Read each of the sentences and then tick yes ✓ or no ✗.

The cat chased the dog.	
The cat went up the tree.	
Mother took the cat out of the tree.	

Word work

Read the words and listen to the sounds.

brush	crab	drum	frog	green	tree
brown	creep	dress	friend	grin	trap
brick	cross	drip	frame	grass	trip

Sight words

could
after
afraid

Let's write

Practise these letters.
Then write sentences in your exercise book using words from the word work box.

L l I i



Our pets

Let's do Draw a picture of an animal that you think would make a good pet.



Let's write Write what happened when Ben chased the cat up the tree.



Let's write

Fill in the spaces to complete these words.
Use one of these sounds:

oo	ee

				
sl__ __p	b__ __ks	tr__ __	sh__ __p	m__ __n

Fun

Draw a line to match the pictures with the correct word to show whether it is morning, afternoon or night.









morning
afternoon
night









Teacher:
Sign:
Date:

Date:

Keeping our home clean





Let's read Read the story. Then circle all the words with the ee- and oo-sounds.



We all need to help at home each week.

I sweep, mother washes and father dusts.
My sister peels the vegetables.

The baby messes and weeps.





When our house looks nice and clean we all sit and eat.

Then I look at a good book until I go to sleep.



Let's write Read each of the sentences and then tick yes ✓ or no ✗.

Father washes.	
Mother sweeps.	
I look at a book when the house is clean.	



Word work Read the words and listen to the sounds.



need	week
sweep	sleep
weep	feet

book	wood
look	good
took	shook

Sight words

not
now
more
on



Let's write Practise these letters.
Then write sentences in your exercise book using words from the word work box.



M M m m



At home



Let's do Draw a picture of what you don't like to do at home.







Let's write Complete these sentences.

I don't like to _____

I like to _____

Let's write

Fill in these letters at the start of the word so that the word matches the picture.

sl	sw	sh	cr

			
___eep	___eep	___eep	___eep

Fun

Draw a picture of what you do in the morning, in the afternoon and at night.





Morning

Afternoon



At night



Teacher:
Sign:
Date:

Date:

We all exercise



Let's read



My teacher says that sport is good for us.

After school we all play.
Then we like to run.

Netball is my best game.
I wear a blue and black dress.

Ann plays netball on Monday and Thursday.

Bongi can throw the ball very far and very hard. We all clap for her.

One day the ball went too far and it broke the school window.

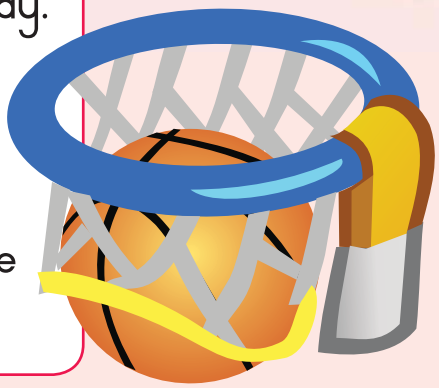

Let's write

Read each of the sentences and then tick yes ✓ or no ✗.

Sport is good for us.	
Ann plays football on Monday and Thursday.	
Bongi broke the window.	

Word work

Read the words and listen to the sounds.



black	clap	flag	glad	play
block	clock	flop	glue	plug
blue	clean	fly	glove	plot

Sight words

he
her
said
she

Let's write

Practise these letters.
Then write sentences in your exercise book using words from the word work box.

N N n n

Exercise and sport

Let's do

Think about what sports you like.
Now tell your friend what sport you like and what sport you don't like.



Let's write

Complete these sentences using like or don't like.

like	don't like

I _____ soccer.

I _____ netball.

I _____ swimming.

Let's write

Write the days of the week in the right order, starting with Sunday.
Then draw a picture of what you like to do on one of the days.

Sunday		
Tuesday		
Monday		
Thursday		
Wednesday		
Friday		
Saturday		

Fun

Look at this picture.
Tell your friend which things are near and which are far.



Teacher:
Sign:
Date:

Date:

We try to eat well



Let's read Read the story. Then circle the words with the ee- and ea- sounds.



I like to eat the vegetables from our garden. The garden is around our house.

We grow green beans and peas to eat.
We also grow potatoes and tomatoes.

I pull out the weeds each week.
I water the plants when it does not rain.

One day a goat came to eat all the plants.

I screamed and ran after it.
The goat ran away.



Let's write

Answer these questions.

What does he grow in the garden?

When does he water the plants?

What came to eat the plants?



Word work

Read the words and listen to the sounds.

eat	peas	beans	read	scream
weeds	week	deep	green	keep
pool	cool	moon	spoon	noon

Sight words

off
only
on
one

Let's write

Practise these letters.
Then write sentences in your exercise book using words from the word work box.

O o

The goat in the garden

Let's do

In pairs, do a role play of the goat coming into your garden and eating your vegetables.
Who will be the goat?

Let's read

Look at the pictures with your friend and then number them in the right order.







Let's write

Write a sentence about what you see in each picture.
Use these words to help you.

goat	ate	vegetables	chased	gate

Fun

Look at the colours.
Tell your friend what colours you get if you mix these colours together.



Mixing colours



The primary colours are:

red yellow blue

Now say:

If I mix red and yellow
I get _____.



red + yellow = orange

blue + yellow = green

red + blue = purple

Teacher:
Sign:
Date:

Date:

My big family



Let's read



We all sit under the tree.
In our family we all help each other.

My grandmother is very old.
I always help her to walk.

She uses a stick and walks very slowly.

Her neck and back hurt when it is cold.



It is good to live in a family.

It is good to help at home.

My brother and I both help at home.

Let's write Read each of the sentences and then tick yes ✓ or no ✗.

The family sits under the tree.	
Grandmother has a pain in her tooth.	
Grandmother walks with a stick.	

Word work Read the words and listen to the sounds.

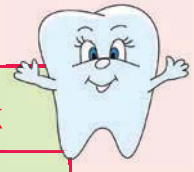

tooth	this	old	back
both	that	cold	neck
mother	then	told	stick

Sight words

over
our
out
said

Let's write Practise these letters.
Then write sentences in your exercise book using words from the word work box.

P P p p

I like to help

Let's do

Sam never wants to help at home. Do a role play to tell Sam why he must help.

Let's write

Find out who likes which colours.
Ask 5 children in your class what their favourite colour is.

Name	Favourite colour

Let's write

Write about someone you help.

Fun

Find your way from school to the playground.









Teacher:
Sign:
Date:

Date:

The good news





Let's read

Today our teacher gave us very good news.

She told us that our class was going on a bus trip. We were going for 1 week.
We were all so happy we jumped up and down.



Bongi

"I did not ever think I would go on a holiday," said Bongi.



Sam

"I want to go to the beach," said Sam.

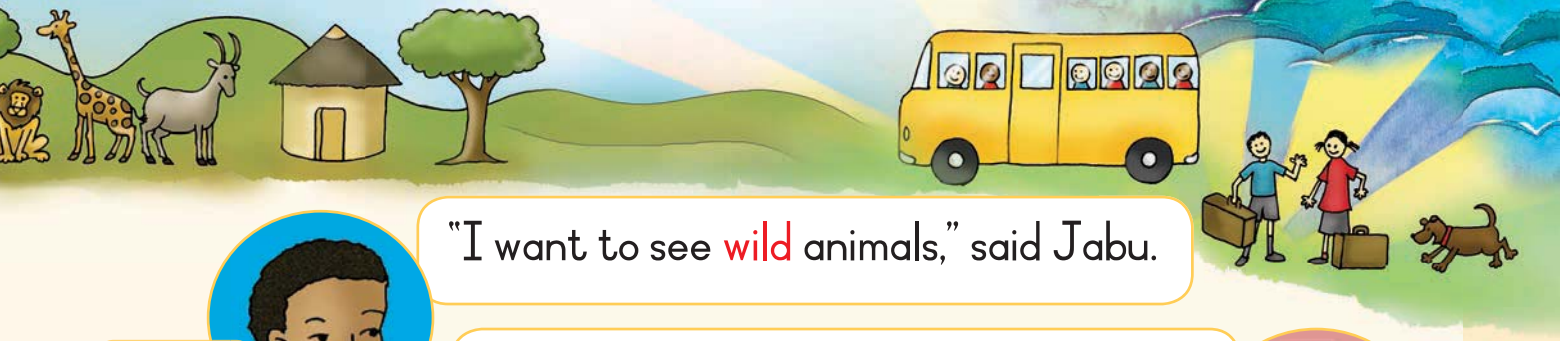

Jabu

"I want to see wild animals," said Jabu.

"I want to see other places," said Ann.



Ann

Our teacher gave us all nice new T-shirts to wear on the bus. We are so lucky.



Let's write Read the story and then answer the questions.

Where did Sam want to go?
He wanted to go to the
What did Jabu want to see?
He wanted to see
For how long will the children go on holiday?
They will go on holiday for



Word work Read the words and listen to the sounds.



lamp	jump	wild	cold
damp	lump	told	sold
dump	hump	gold	old

Sight words

about
all
because
after



Let's write

Practise these letters.
Then write sentences in your exercise book using words from the word work box.



Q q q q

About our trip

Let's do

Talk to your friend about where you would like to go and what you would like to see.
Then, draw a picture on the T-shirt to show what you will see.



Let's write

Write your name.

Write these names using capital letters.

bongi	sam	jabu	pam	ann

Write the names of four of your friends.



Let's write

Write two sentences about where you would like to go.

Fun

Give a gift. Close your eyes and put your finger on one of these gifts.
Then say who you will give the gift to and why.
Remember to give a gift to your friends, your teacher and yourself.

Say: I will give the umbrella to my teacher because she stands in the sun every day.



Teacher:
Sign:
Date:

Date:

Where are we going?











Let's read

Where are we going?

First, we are going to see wild animals.

Then, we are going to the beach.

We are going in a big school bus.

We looked at the map to see the places.

What will we see?



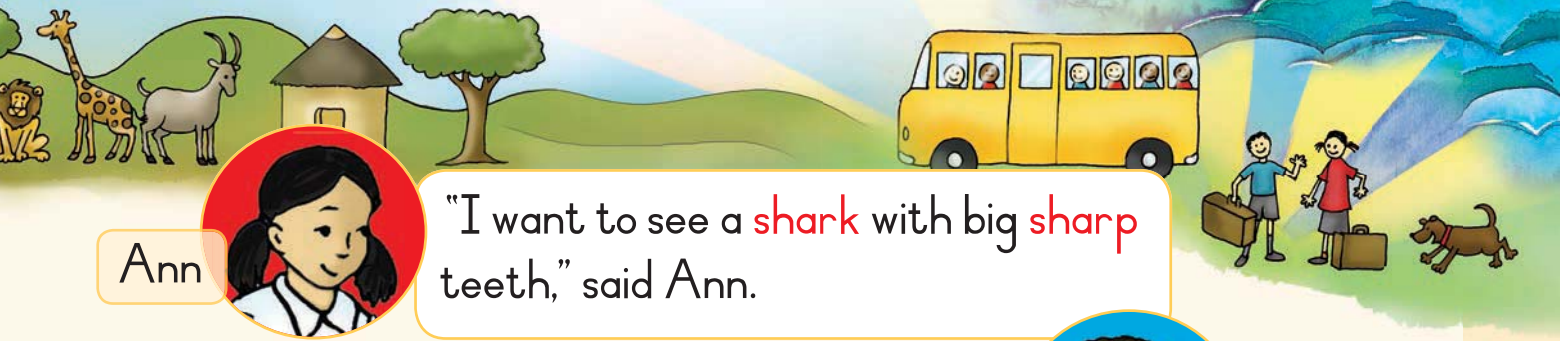

Ann

"I want to see a shark with big sharp teeth," said Ann.

"I want to dig a hole on the beach," said Jabu.



Jabu

"I want to see a big lion with very big sharp teeth," said Bongi.



Bongi



Let's write Read the story and then answer the questions.

What did Ann want to see?
Ann wants to see
What did Bongi want to see?
Bongi wants to see
What did Jabu want to do?
Jabu wants to



Word work Read the words and listen to the sounds.



what	where	when	why	who
sharp	shark	sheep	sheet	shack
beach	peach	teach	reach	such

Sight words

said
saw
some
see



Let's write Practise these letters.
Then write sentences in your exercise book using words from the word work box.



R R r r

I want to see ...



Let's do





Tell your friend about the places that you would like to visit.
What do you want to see there?



Let's write

Number these pictures from 1 to 3 to show the correct order.
Then tell your friend about the story you see in the pictures.









Let's write

Write sentences about what you see in the pictures.
Maybe these words will help you.

onto	bags	driving	children	sleep





Fun

Draw the faces in the bus window and colour in the bus.





Teacher:
Sign:
Date:

Date:

Through the rural village



Let's read

Read the story.
Then circle the words with the ai- and the ee-sounds.

At last we are on the bus again.

The bus drives past the village of the Rain Queen.

We all look out of the windows and wait to see the Rain Queen. We see the big green forest.



We see small round huts, they are painted white and green.
We see rows of mealies and lots of cows.
Ben wags his tail.

Ben barks at the cows and at the other dogs he sees.

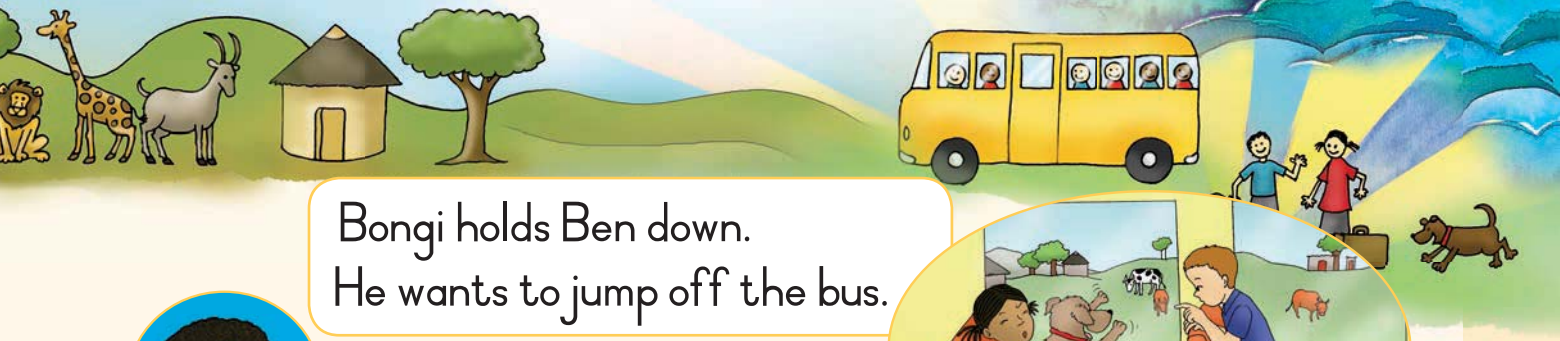

Bongi holds Ben down.
He wants to jump off the bus.





Jabu says, "No Ben, wait!
Sit down!"



Let's write Read the story and then answer the questions.

Where are they driving?

They are driving near the village of the

Why does Ben want to jump off the bus?

Because he sees the

What do the children see?

They see

Why are the children happy?

Because they



Word work Read the words and listen to the sounds.

queen	see	green	wheel	trees
wait	rain	paint	tail	snail



Sight words

no
so
go
of



Let's write Practise these letters.
Then write sentences in your exercise book using words from the word work box.



S S s s



Through the forest



Let's do Draw pictures of what the children see.





Let's write Write sentences about your picture.



Let's write

Fill in the correct word.

off	in	up

The dog wants to jump _____ the bus.

They ride _____ a bus.

The bus goes _____ the hill.

Fun

Show the bus driver how to get out of the forest.



Teacher:
Sign:
Date:

Date:

Driving in the city





Let's read

Our bus drives into Johannesburg.

We see lots of cars and lots of smoke.

We watch the people going up and down the streets.

Then Ben jumps off the bus.
He wants to catch a cat with stripes.
Then he runs after some small dogs.

Jabu says, "Come Ben."
But Ben just runs and runs.

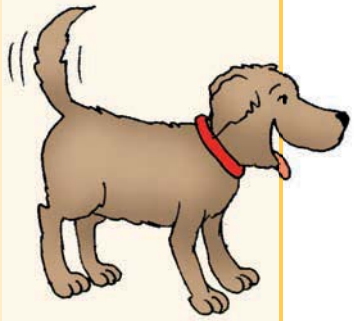





How can we get Ben back?
"Ben, come back," Bongi calls.

Then he comes back and
stretches and scratches.
Oh Ben, you funny dog.

Let's write

Read the story and then answer the questions.

What did they see in the city?

They saw

Why did Ben jump off the bus?

Because he wanted

Who called Ben to come back?

Word work

Read the words and listen to the sounds.

catch	witch	street	stress
match	stretch	stripe	stroll
watch	scratch	stream	strand

Sight words

that
then
their
this

Let's write

Practise these letters.
Then write sentences in your exercise book using words from the word work box.

T T t t

Ben runs away

Let's do

Do a role play about Ben the dog jumping off the bus and running away.
Show how Bongi calls him to come back.



Let's write

Number these pictures in the correct order.









Let's write

Write a sentence about each picture.

Fun

Let's see who can get onto the bus first. Flip a coin.
If you get heads you can move 2 blocks forward. If you get tails you can only move 1 block towards the bus.
When you land on a block, you must read the word.

old
sold
cold
gold
sail
wild
main
lump
jump
why
when
where
what
pain
sheet
sheep
rain
smell
smile
smoke

Teacher:
Sign:
Date:

Date:

We see the big five



Let's read

We are now at the Kruger Park.
We hope it does not rain again.

We can see lots of buck and an elephant.
We all want to see a lion.

Everyone looks out of the window to try and see wild animals.
A bird sails past.

Then Jabu sees a big lion looking at a buck.







Jabu

"Wow! Look at that. It is a big lion. He wants to eat the buck for lunch," says Jabu.

Ben wants to jump out of the bus. He thinks he can eat the lion.



Let's write Read the story and then answer the questions.

What animals do the children see in the Kruger Park?

What does the lion want to eat?

He wants to eat a

Who saw the lion first?

saw the lion first.



Word work Read the words and listen to the sounds.



rain	lunch	thinks	buck
again	munch	thank	luck
sail	crunch	thin	bucket

Sight words

them
they
there
two



Let's write Practise these letters.
Then write sentences in your exercise book using words from the word work box.



U u u u

More animals

Let's do

Draw a picture of an animal you would like to see.



Let's write

Write two sentences about your picture.

Let's write

Make sentences.

Draw a line to match the part in the pink box with the right part in the green box.

The children did not	a lion.
Jabu saw	the bus.
The children were on	want to go home.

Let's write

Fill in these letters at the start of the word.
Then match the word to the right picture.

sw	dr	sch	sm






___oke	___ool	___im	___ive

Fun

What animal is this?
Complete drawing the picture and then colour it in.





Teacher:
Sign:
Date:

Date:

We are at the beach



Let's read Read the story. Then circle the words with the wh- and sh- sound.

Where are we now? We are driving down the street to the beach.
The sand is very hot. The sea is very big and deep.
The waves go up and down.
The water is salty.
That is why we can't drink it.



Look at the ships in the sea.
There are lots of fish in the sea.
I can see a shark and a whale.
Look at the star fish.
It is nice to make sand castles when we get out of the water.





Then Ben starts to dig. He digs and digs and digs and then he falls into the hole.

Oh Ben, you silly dog.



Let's write

Read the story and then answer the questions.

Where were the children?
They were at the
What did Ben do?
He fell into
What did the children see?
They could see



Word work

Read the words and listen to the sounds.

shark	dish
ship	wash
shells	fish

what	whale
why	when
which	where



Sight words

where
what
when
which



Let's write

Practise these letters.
Then write sentences, in your exercise book using words from the word work box.



V v v v

We are still at the beach

Let's do Make a list of all the things the children saw at the beach.



Let's write Write a postcard to tell your friend what you saw at the beach.



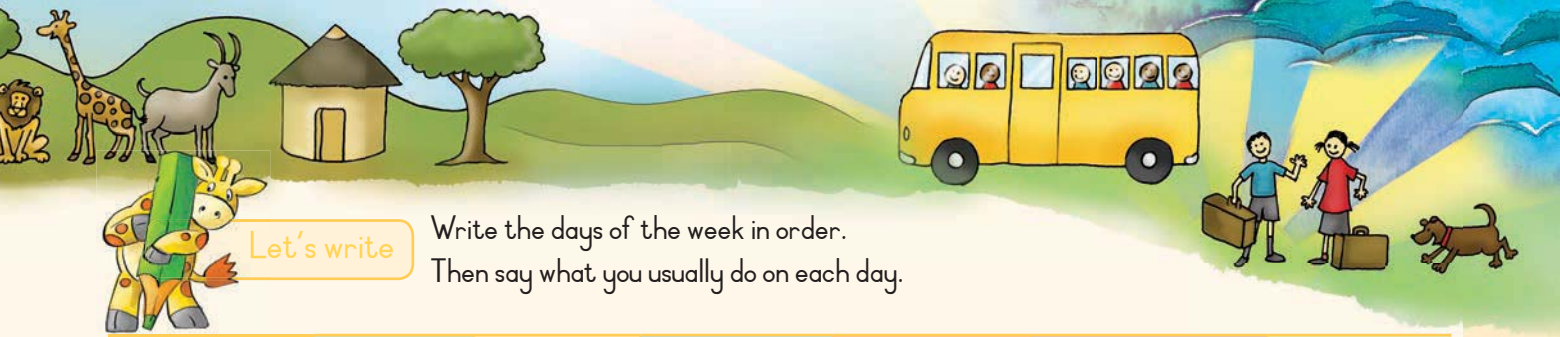

Let's write

Write the days of the week in order.
Then say what you usually do on each day.

Thursday | Sunday | Friday | Tuesday | Saturday | Wednesday | Monday

Day	What I usually do
Sunday	



Fun

Join the dots, then colour in the picture.





Teacher:
Sign:
Date:

Date:

Time to go home

Let's read Read the story. Then circle the words with the ea- sound.



Our teacher said it is time to go back home. We are very sad we had such a good time at the beach.

We packed our bags and got onto the bus.



We sat in our seats.

Ben sat with Bongi.

Bongi was so sad she cried.



We all looked out and saw the cows eating grass.

We thought about the beach and the seals eating and playing with each other.





On the way Ben saw some cows on a farm. He barked and tried to jump out through the window. Oh no, Ben. Stop it.



Let's write Read the story and then answer the questions.

Why were the children feeling sad today?
Because
Who cried?
Who did Ben sit with?
He sat with



Word work Read the words and listen to the sounds.



leaf	eat	teach	read
seal	seat	team	beat
peach	steal	teacher	each

Sight words

one
two
three
four



Let's write Practise these letters. Then write sentences in your exercise book using words from the word work box.



W w w w

Travelling back

Let's do

Draw a picture to show how the children felt when they were coming home.



Let's write

Make sentences.
Match the part in the pink box with the right part in the green box.

Ben was feeling	the bus.
The children got onto	very sad.
They did not	happy at the sea.
The children were	want to go home.

Let's write

Now write sentences about a time that you felt sad.

Fun

Shall we race?
Let's see who can get to the boat first and then back to the bus.
Flip a coin. If you get heads you can move 2 shells forward. If you get tails you can only move 1 shell towards the boat. When you land on a shell, you must read the word.

what
where
why
when
wish
dish
wash
keep
weep
deep
stroll
stripe
stress
beach
strand
stream
drunk
leaf
drive
shell
ship
shark
train
pain
rain

Teacher:
Sign:
Date:

Date:

We are back in class



Let's read



"Oh, I wish I was back on the beach," said Bongi.

Bongi



Teacher

"Today you will write a story about your trip," teacher said.



Sam

"I will write a story about the wild animals I saw," said Sam.



Jabu

"I will write a story about the animals I saw on the farm," said Jabu.

Aa Bb Cc Dd Ee Ff Gg Hh Ii Jj Kk Ll Mm

Ann said, "After school I will visit my friends and tell them about the trip."



Ann

"Then I will play with Ben before I go to sleep. I hope that I dream about the beach."



Let's write Read the story and then answer the questions.

Who will write about the wild animals?
Who will write about the farm animals?
What will Ann do before she sleeps?
She will
What does Ann want to dream about?
She wants to dream about the



Word work Read the words and listen to the sounds.



story	trip	sleep	dream	beach
stop	tree	slip	drive	teach
step	train	slow	drum	reach

Sight words

you
your
very
four



Let's write Practise these letters.
Then write sentences in your exercise book using words from the word work box.



X x x x

Back at school

Let's do



Talk about your own news.
Tell your friends some news from home.

Let's write

Write two sentences about your news from home.

Let's write

Make sentences.
Match the part in the red box with the right part in the green box.

Today I	went to Bongi's house.
Yesterday Ann	will go to school.
Tomorrow I	feeling sad.
The children were	want to go home.

Fun

On the opposite page draw the road that the bus travelled on.

1. Start at the school.
2. Go to the forest.
3. Go to the city.
4. Go the the Kruger Park.
5. Go to the beach.
6. Go to the farm.
7. Go back to school.







School





Forest



City



Farm



Beach



Kruger Park



Teacher:
Sign:
Date:

Nn Oo Pp Qq Rr Ss Tt Uu Vv Ww Xx Yy Zz

Date: _____

The storm



Let's read Read the story. Then circle all the words with the ai- sound.

Yesterday, I was walking home from school when it began to rain.

It rained and rained.
I got wetter and wetter.
I was afraid of the thunder. I was lucky it did not hail.

The big raindrops hit my face.
I could not see.
I was all alone in the street.
I did not know what to do.
I began to cry.

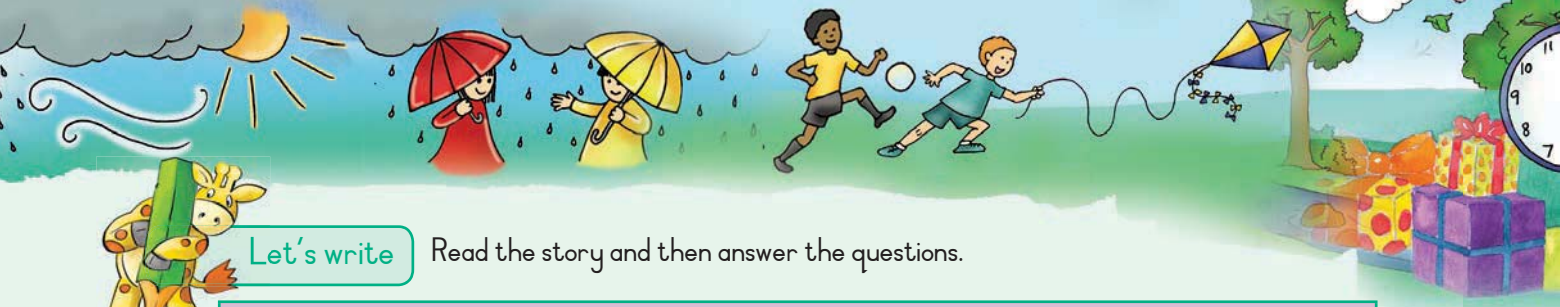

Let's write

Read the story and then answer the questions.

Where was Bongi going?
She was
How did Bongi feel?
Who was with Bongi?

Word work

Read the words and listen to the sounds.

afraid	cry	street	all	face
rain	sky	strap	will	nice
hail	try	strong	doll	mice



Sight words

you
your
very
up

Let's write

Write a name for the story.

Let's write

Complete these words and then match them to the correct picture.





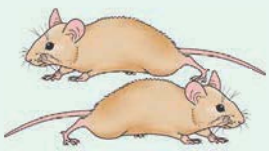





sk _	cr_	do__	m__s_	f_c_

The storm

Let's do

What do you think happened to Bongi?
Tell your friend what you think happened to Bongi.
Draw a good ending and a bad ending to the story.



Good Ending

Bad Ending

Let's write

Write two sentences about your good ending.
Use some of the words to help you.

cry	walking	rain	scared	happy

Let's read

Read the end of the story.

How did the story end?

Then I saw Ben coming. He had a big umbrella in his mouth. I was so happy.





I held up the umbrella
and we ran home.

I was safe at last.
Thank you, Ben.



Fun Colour in this picture.





Teacher:
Sign:
Date:

Date: _____

The hail storm

Let's read





Ann's story







Ben and I were alone at home.
We were playing in the garden.
I saw that the clouds looked pink.
It did not look like rain.
It did not look like sun.

And then came the hail.

The hail fell like golf balls.
Bang, crash, smash.
Ben tried to catch them. I was afraid.

I said, "Watch out Ben! Stand still!"

We lay under the bed and waited for it to stop.

When it stopped we saw the hail stones were as big as golf balls.



Let's write

Read the story and then answer the questions.

Does Ann tell us about a thunderstorm?
No, she tells us about
How big were the balls of hail?
They were
What did Ann and Ben do when they were afraid?
They

Word work

Read the words and listen to the sounds.

hail	smash	patch	watch	witch
rain	crash	match	catch	batch
wait	bash	hatch	match	hatch

Sight words

well
will
were
we

Let's write

Practise these letters.
Then write sentences in your exercise book using words from the word work box.

Hail stones

Let's write

Complete these words and then match them to the correct picture.











st _ nd	p _ nd	s _ nd	h _ nd	R _ nd

Nn Oo Pp Qq Rr Ss Tt Uu Vv Ww Xx Yy Zz

After the hail storm

Let's do

Number these pictures from 1 – 4 to show the correct order.
Then tell your friend about the story you see in the pictures.











Let's write

Write a sentence about each picture.
Use these words to help you.

hail	golf balls	scared	pink clouds	playing in the garden	broken windows



Let's write

Complete the words so that they match with the correct picture. Use these letters to help you complete the words.

ha	wi	ca	wa	ma	pa

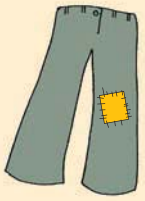					
_ _ tch	_ _ tch	_ _ tch	_ _ tch	_ _ tch	_ _ tch



Fun

Look at the picture and tell your friend what happens.

Water goes round and round

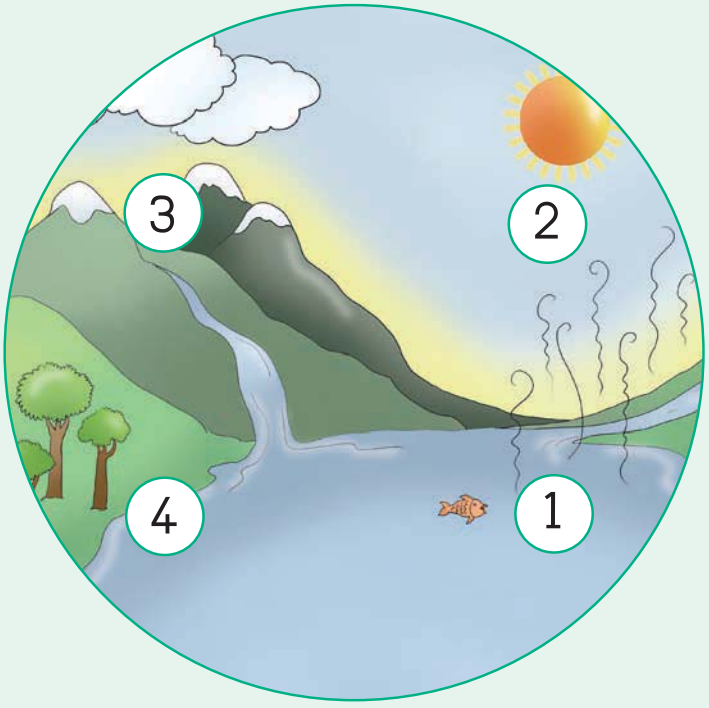

1	The sun shines on the sea and rivers.
2	The water goes up to the sky.
3	The water makes clouds. The clouds make rain.
4	The rain runs into the rivers and sea.

Teacher:
Sign:
Date:

Date: _____

I once saw snow

Let's read

Bongi's story about snow.





I live high in the Drakensberg mountains.

It was very cold.
I had lots of blankets.
I went to sleep.

When I woke up the next day I saw that everything was white. There was snow on the roof, snow on the trees, snow on the grass and snow on the street.

I touched it.
It was so cold it hurt my fingers. Even Ben could not walk on the cold snow.

My grandmother told me to put socks on my hands because I did not have gloves.

I liked to play in the snow but I did not like those socks.





Let's write

Read the story and then answer the questions.

Where was Bongi when she saw snow?
She was
What did Bongi put on her hands?
She put
What did Bongi see when she woke up?
She saw



Word work

Read the words and listen to the sounds.



came	even	like	bone	cube
game	these	time	stone	rude
made	eve	bike	woke	rule

Sight words

was
would
could
should

Let's write

Practise these letters.
Then write sentences in your exercise book using words from the word work box.

I went to visit my gran.

I

The soft white snow

Let's do



Draw a picture of what you think Bongi did when she played in the snow.

Let's write

Write two sentences about your picture. Use these words to help you.

play	gloves	windy	wet	snow	cold

Let's write

Complete the words so that they match with the correct picture.

				
__ass	__ess	r____nbow	l__ve	gl__ves

Let's write

Add a, i, o, u to complete these words and then match them to the correct picture.

b _ ke		b _ ne
sn _ ke		c _ ke
str _ pe		c _ ke
h _ me		gl _ ve
sl _ ce		k _ te
t _ be		c _ ne
		
		
		



Teacher:
Sign:
Date:

Date: _____

The four seasons



Spring



Summer



Autumn



Winter



Let's read



Jabu

I don't like winter.
It is too cold when I walk to school.



Ann

I like summer because I like to swim.
I like to hear the bees buzz and the snakes hiss.



Sam

I like spring because I can play with the baby frogs in the pond.

Aa Bb Cc Dd Ee Ff Gg Hh Ii Jj Kk Ll Mm



Let's write

Read the story and then answer the questions.

Who does not like the cold weather?
Why does Ann like summer?
Because
Why does Sam like spring?
Because he

Word work

Read the words and listen to the sounds.



fuzz	hiss	mess	walk	spring
buzz	miss	less	talk	spray
jazz	class	dress	stalk	sprint

Sight words

Spring
Summer
Autumn
Winter

Let's write

Which is your favourite season?

Let's write

Complete these words and then match them to the correct picture.











cl__ss	w__lk	b__zz	h__ss	t__lk

The season I like best

Let's do

Look at the pictures and tell your friend what you like and what you do not like about each of the seasons.
Tell your friend what kind of clothes we should wear in each season. Say why.



Spring



Summer



Autumn



Winter

Let's write

Make four sentences.
Draw a line to match the part in the pink box with the right part in the green box.

In the autumn	in the spring.
Baby animals are born	I can swim.
I like summer because	it is very cold.
In the winter	the leaves fall off the trees.

Let's write

Now write a sentence about a season you like and a season you do not like.

I like _____

I do not like _____



Let's speak

Tell your friend about how the frog grows from an egg, to a tadpole, to a froglet with a tail and then into a big frog.

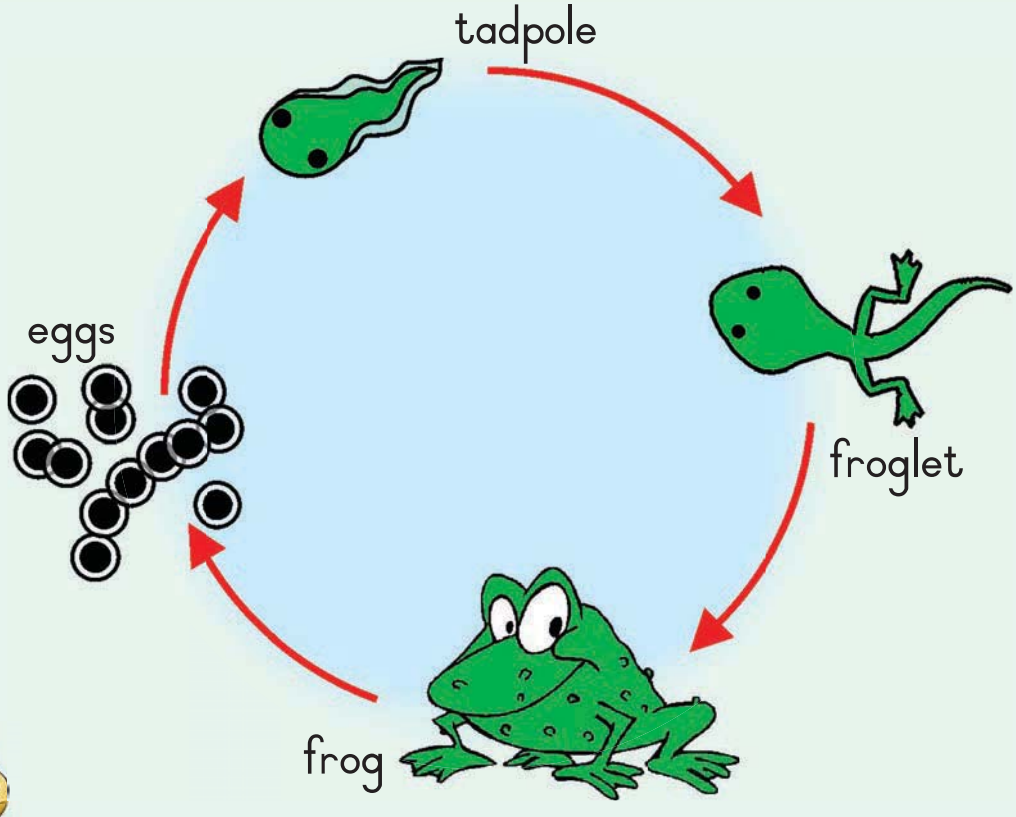



Fun

Colour in this picture of the frog.



Teacher:
Sign:
Date:

Date: _____

Will it rain today?

Weather Symbols



Sunny | Partly cloudy | Raining | Cloudy | Thunder storm | Windy



Let's read Read the weather chart, and say what the weather will be each day.

Weather Chart - February

Sunday	Monday	Tuesday	Wednesday	Thursday	Friday	Saturday



Let's write

Write answers to each of these questions.

What month is the weather chart for?	
How many days are there in this month?	
How many sunny days are there?	
On how many days will it be partly cloudy?	
On how many days will it rain?	
On how many days will there be thunder storms?	
On how many days will it be windy?	

Word work

Read the words and listen to the sounds.

month	thunder	part	rain	rainy
moth	thick	chart	hail	sunny
bath	thin	smart	strain	windy

Sight words

Monday
Tuesday
Wednesday
Thursday

Let's write

Practise these letters.
Then write sentences in your exercise book using words from the word work box.

Weather

Weather charts

Let's do

Draw today's weather symbol.



Draw the clothes you should wear for today's weather.



Let's write

For each letter, write down the name of someone in your class whose name begins with that letter. Remember to use capital letters for names.



B

L

D

M

G

T

H

S

R

K



Let's write

Punctuate these sentences.
You must fill in capital letters, full stops or question marks.

i like to play with jabu when it is sunny

do you like it when it is cold

sam's birthday is in july



Let's write

Complete the weather chart for today.
Then fill in the weather for the next 5 days.



Monday			
			

Teacher:
Sign:
Date:

Date: _____

Jabu is late for school

Let's read

Today Jabu did not wake up.

He slept and slept.

Ben jumped on him but he did not wake up.







Jabu's mother told him to get out of bed.

Jabu ran for the bus but he missed it.

He had to walk to school.

Ben walked with him.

He was very late for school.

Teacher asked,

"What is the time, Jabu?"

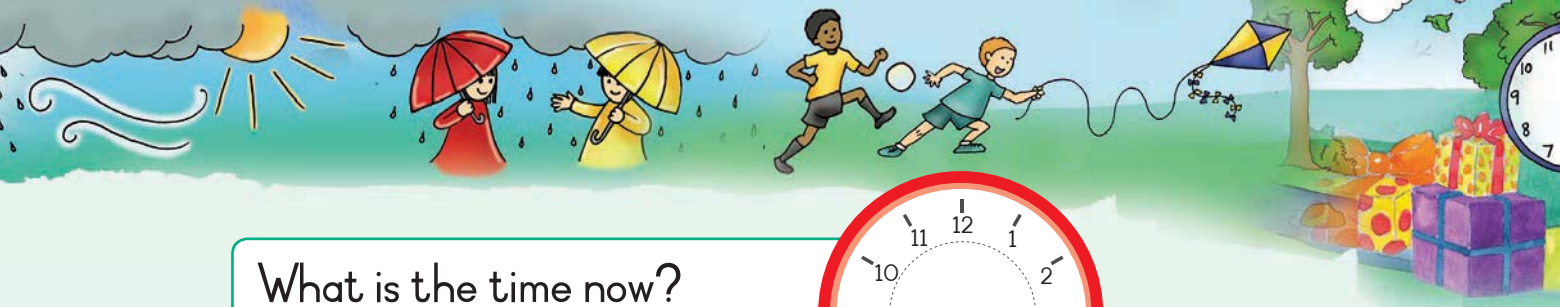

What is the time now?
Draw the hands on the clock.







Let's write Read the story and then answer the questions.

Why was Jabu late for school?
Because
How did Jabu get to school?
He
Why didn't Jabu go to school by bus?
Because he



Word work Read the words and listen to the sounds.



wake	time	miss	day	stay
cake	line	hiss	say	way
late	mine	class	play	clay

Sight words

was
would
could
should



Let's write Practise these letters. Then write sentences, in your exercise books using words from the word work box.

What is the time?



Telling the time

Let's do

Tell your friend what number the small hand is pointing to, and what number the big hand is pointing to.






Fill in the hours and minutes each hand is pointing to.

short hand	long hand
10	2

short hand	long hand

short hand	long hand

short hand	long hand

Let's write

Draw the hands for each clock.

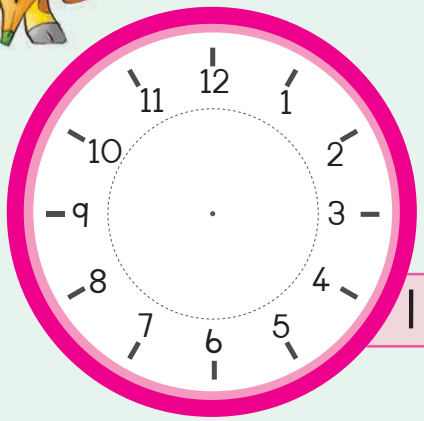

1 o'clock

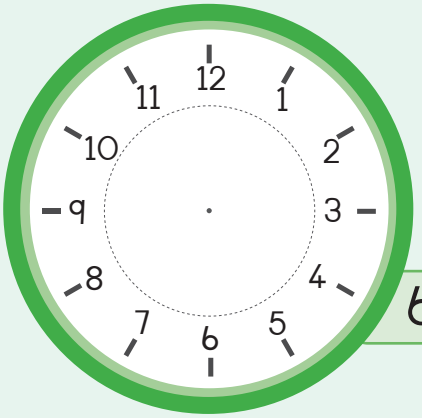

6 o'clock

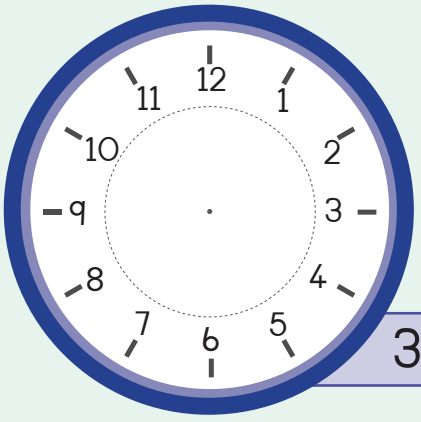

3 o'clock

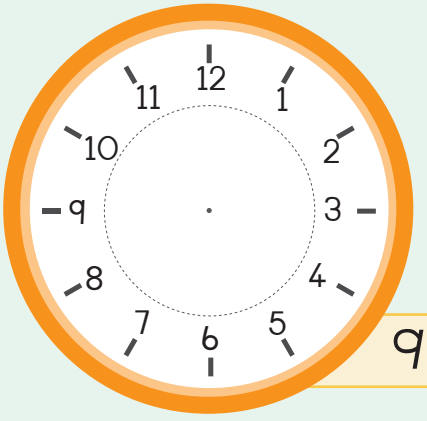

9 o'clock



Let's write

Fill in the missing numbers.

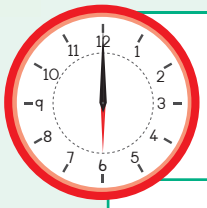

I wake up at _____ o'clock.



I go to school at _____ o'clock.

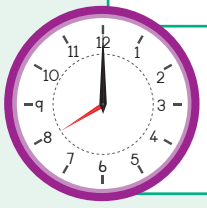

School starts at _____ o'clock.

Fun

Cut out the clock from the back of the book and stick the hands to it.
Show your friend all the different times.



Teacher:
Sign:
Date:

Nn Oo Pp Qq Rr Ss Tt Uu Vv Ww Xx Yy Zz

Date:

What is the time?

Let's read



Jabu likes to use his watch.

Jabu wakes up at six o clock.

He must catch his bus at seven o'clock.

Jabu comes home at two o'clock.







Jabu plays a soccer match at one 'o clock.

Jabu eats at six o'clock.

Jabu sleeps at eight o'clock.

Let's write

Read the story and then answer the questions.

At what time does Jabu wake up?
He wakes
At what time does Jabu get his bus to go to school?
He gets
At what time does Jabu go to sleep?
He goes

Word work

Read the words and listen to the sounds.

time	patch	match	need	sleep
fine	catch	watch	deep	weep
mine	batch	hatch	week	keep

Sight words

one
two
three
four

Let's write

The time is

What time did you ...?

Let's do Match the times on these watches.



Let's write Write the times and then draw the hands on the clocks to show the correct times.

At what time	Time on clock	Write it
I wake up at		
I go to school at		
I come home at		
I go to sleep at		

Let's do Show the different times on your cut-out clock.



book	look	mother	father	keep	weep
shook	took	month	moth	book	hook
hook	nook	bath	both	took	look
buzz	fuzz	witch	watch	love	glove
tool	pool	hatch	catch	like	bike
moon	spoon	street	stretch	home	bone
rain	pain	thick	thin	wake	cake
hail	afraid	tree	free	late	take
sky	try	grab	grass	rake	make
family	many	green	greet	time	line
sunny	windy	pass	class	mine	fine
sand	hand	watch	catch	rope	hope
pink	stink	match	witch	home	bone
rain	pain	race	face	coke	note
talk	stalk	swim	sweet	broke	stone
winter	summer	sweep	sleep	street	strong

Fun

The word race.
You and four of your friends should each choose your race track. Now use a watch to see how long it takes you to read aloud all the words in your track. You can all start reading at the same time. Change tracks and race again. Try to race on all tracks and practise these races so that you become fit. Remember to tick the words that stopped you in your track so that you can practise them.



Date:

Dressing for the weather



Let's read



Silly News

Today Ben the dog went down Oak Road.
He was going to the boat in the moat.

Ben was wearing a big coat and hat because it was very cold.

Ben was walking with Gruff the goat and Fifi a small green toad.

Both the goat and the toad were also wearing coats and hats.

The policemen saw them.
He gave them some toast and took them back to school.



Let's write

Read the story and then answer the questions.

Where was Ben going?
He was going
Who was Ben going with?
He was going with
What were they all wearing?
They all wore
Why did Ben wear a coat?
He wore a coat because

Word work

Read the words and listen to the sounds.

goat	coat	road	toast	toad	boat
Coke	note	broke	stone	rode	nose

Sight words

an
and
as
at

Let's write

Practise these letters.
Then write sentences in your exercise books using words from the word work box.

The goat in a coat.

My newspaper

Let's do

Silly News

Talk about your own news.
Tell your friends your own news.
Talk about what news you can write in your newspaper.



Let's write

Write your own newspaper.

Name of your newspaper

Date

What is your news?

Then what happened?

Draw a picture of the news.



Fun

Cut out the paper doll from the back of the book.
Now colour in and cut out the clothes and dress the doll for summer and then for winter. Say what each item is.

My dictionary

A a

G g

B b

H h

C c

I i

D d

J j

E e

K k

F f

L l

My dictionary

M m

S s

N n

T t

O o

U u

P p

V v

Q q

W w

R r

X-Z

x-z








glue

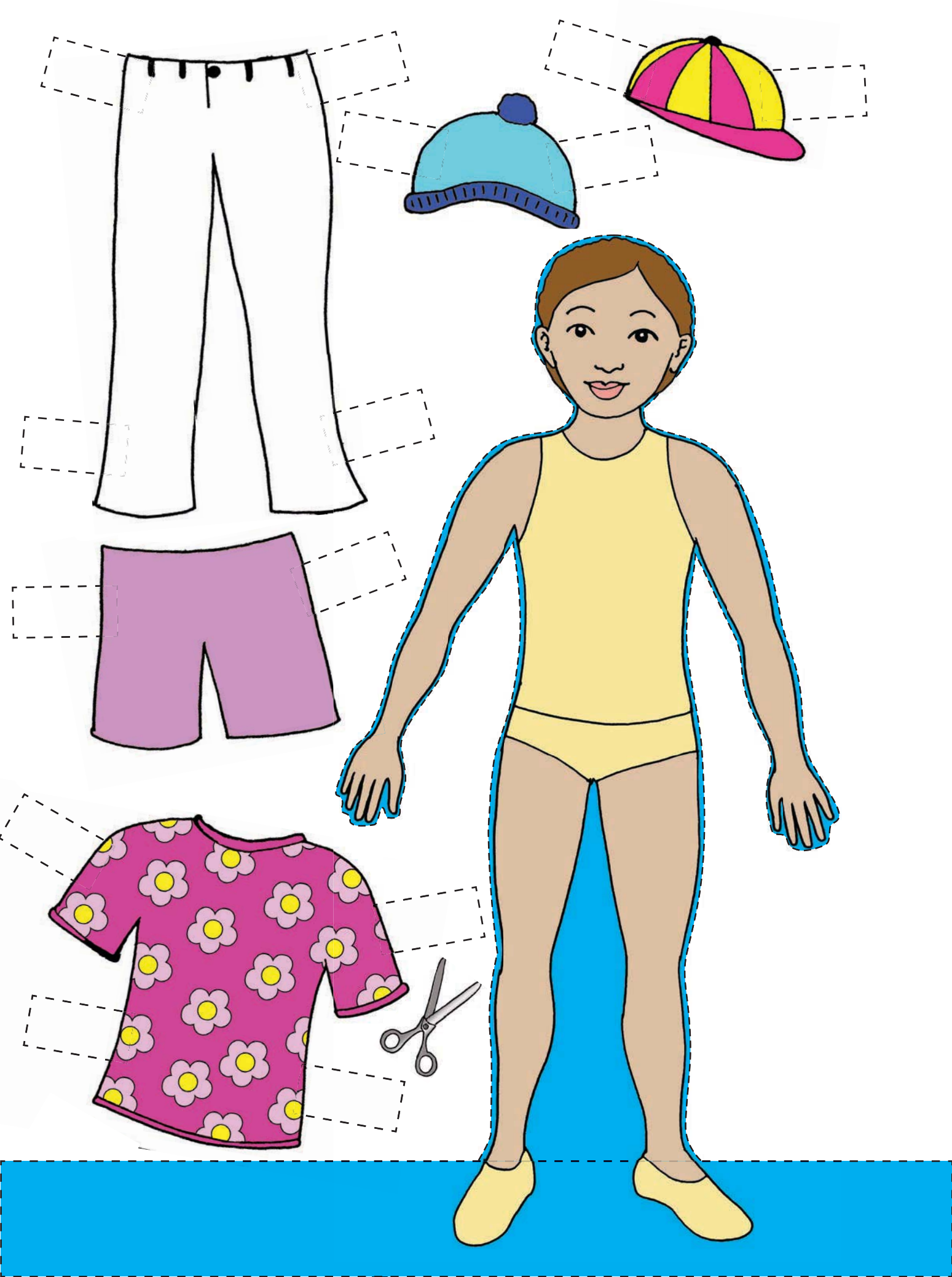

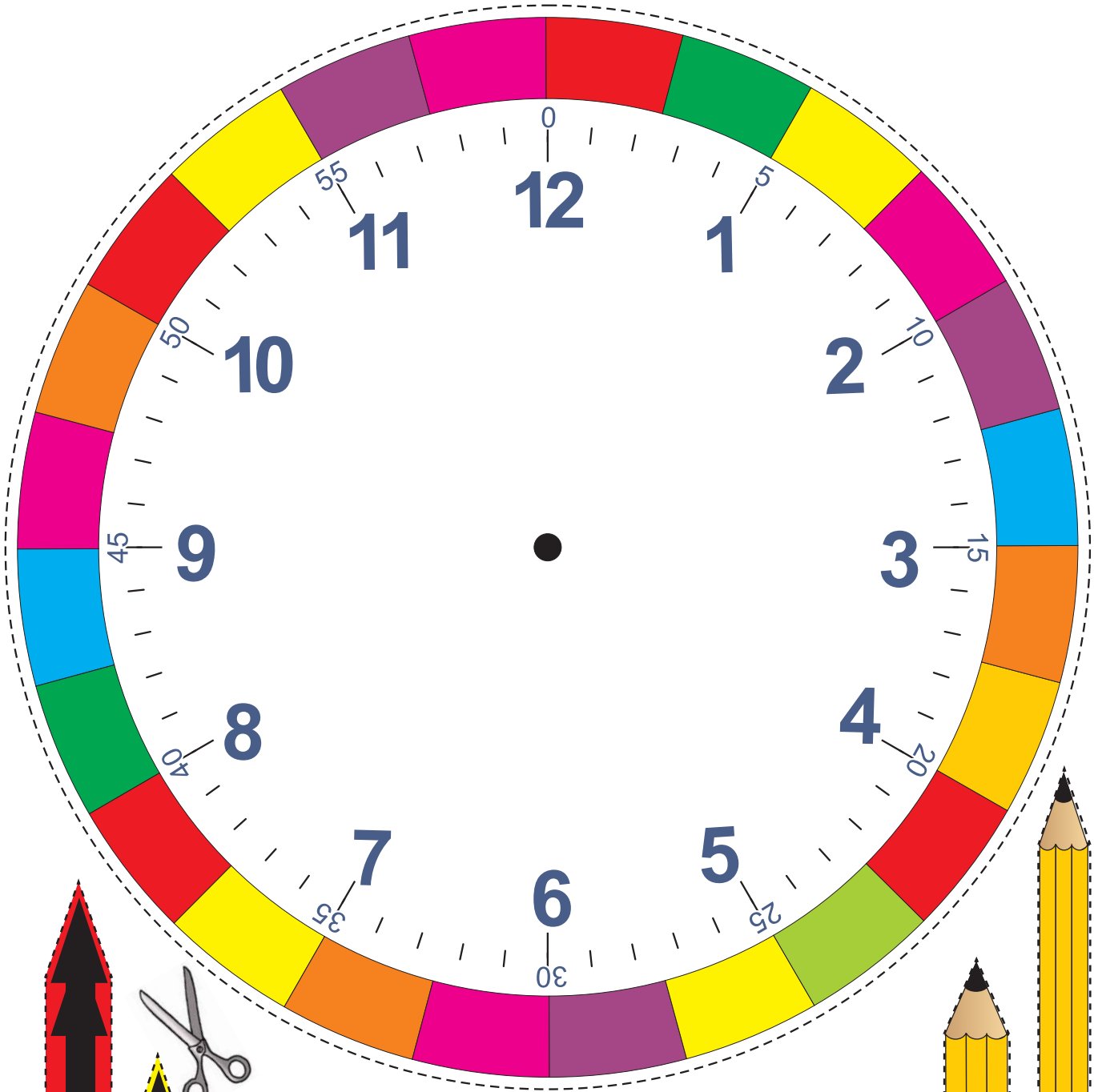

Clock

Cut out the clock and then the hands of the clock. Use the clip (a splitpin) to fasten the hands to the clock so that they can turn around. Now use your clock to show your friends the time.

At the same time fasten this hand to the weather clock on the back of the clock.

Attach the hand to the weather chart and then turn it to show what the weather is like each day.

Cut out the animals on the previous pages and stick them on the next pages to show where they live.

