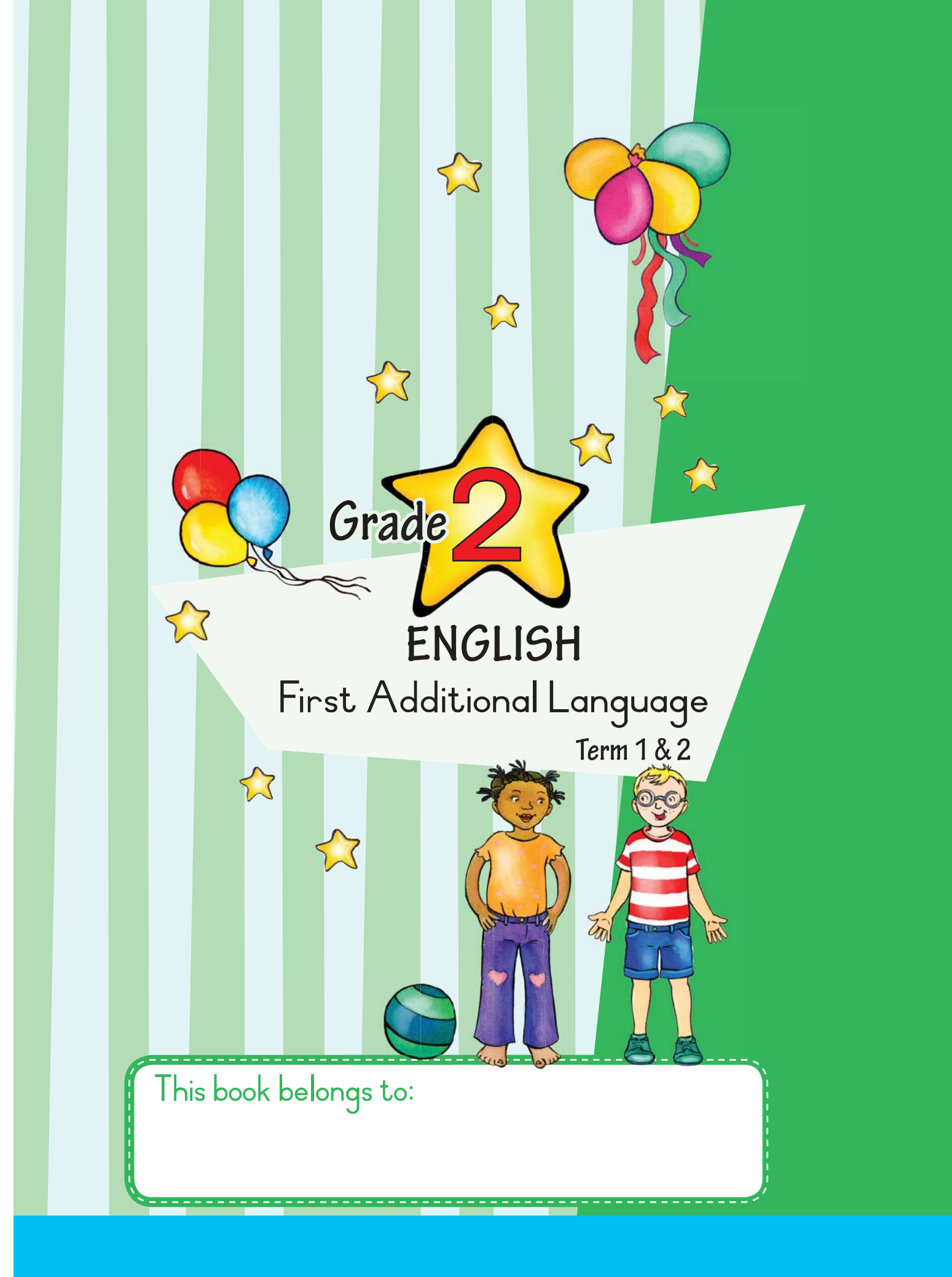

ENGLISH

First Additional Language

Term 1 & 2

This book belongs to:

1 Back at school

Let's talk

Look at the picture and talk about what the children are doing.

book





Let's do

Paste the stickers in the correct spaces. Trace and then say the word below each picture.



bag

Word box

any

are

around

happy

sad

angry

Let's talk

shelf

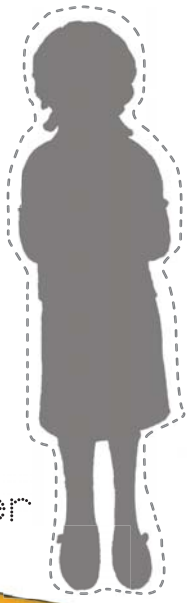

How many children are there?
Do the children look happy?
Who looks sad?
Why is he sad?
Were you happy to come back to school?

teacher

chair

table

Let's read

mat

We had a good holiday.
We are back at school.
Nomsa and Ann are very happy.
Ken is happy too.
He has a new school bag.
Jabu is sad.
He fell on the mat.

2 After the holidays



Role play Make up a role play about what happened to Jabu. Show how his friends help him.









Let's write

Draw a picture to show how Jabu feels.

Draw a picture to show how you feel today.

Jabu feels _____

I feel _____

Word work

Read the words and listen to the sounds

sad	bag	mat
had	nag	cat

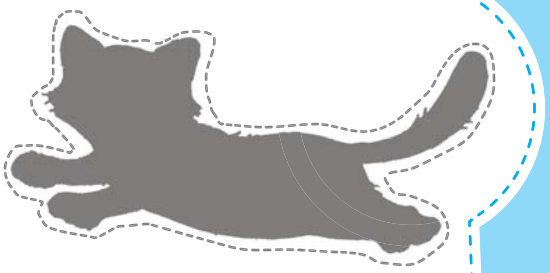

Listen and repeat



What did you do in the holiday?

I went to the sea.

I went to the zoo.

I went to my grandmother.

I went to the shop.



I went to _____

_____

Let's talk

Look at the pictures. How does each child feel?
Trace over the word and then draw a line to match the picture with the correct word.
Then say:



He feels _____.

She feels _____.





happy

sad

afraid

angry





3 After school



Let's talk

Look at the picture and talk about what the children are doing. Colour in the flags.



sitting



running



medal

goal

playing

kicking

sitting

running

racing

1

2

3

4

Let's do

Paste the stickers in the correct spaces. Trace and then say the word below each picture.

goal





singing

cup



hitting



Word box

at

and

all

Let's talk

What are the children doing?
What is the dog doing?
Who is sleeping?







kicking

playing



barking





dancing

Let's read

Ann is playing netball.
Jabu is playing soccer.
Ken is sitting.
The cat is sleeping.

Let's write

Fill in the number of the child who feels happy, sad, tired or proud.

happy	sad	tired	proud
2			

4 What we do after school

Word work

Read the words and listen to the sounds.

egg	Ken	ten
end	when	hen



Let's talk

Read the sentences aloud.
Draw a line from the sentence to the correct picture.

She is sitting.

He is kicking.

He is running.

The baby is sleeping.

She is playing.

The dog is barking.

She is dancing.

It is singing.

















Let's sing



If you're happy and you know it clap your hands.
If you're happy and you know it clap your hands.
If you're happy and you know it
and you really want to show it,
if you're happy and you know it clap your hands.



If you're happy and you know it stamp your feet.
If you're happy and you know it stamp your feet.
If you're happy and you know it
and you really want to show it,
if you're happy and you know it stamp your feet.



If you're happy and you know it nod your head.
If you're happy and you know it nod your head.
If you're happy and you know it
and you really want to show it,
If you're happy and you know it nod your head.



If you're happy and you know it turn around.
If you're happy and you know it turn around.
If you're happy and you know it
and you really want to show it,
If you're happy and you know it turn around.

5 Let's go home

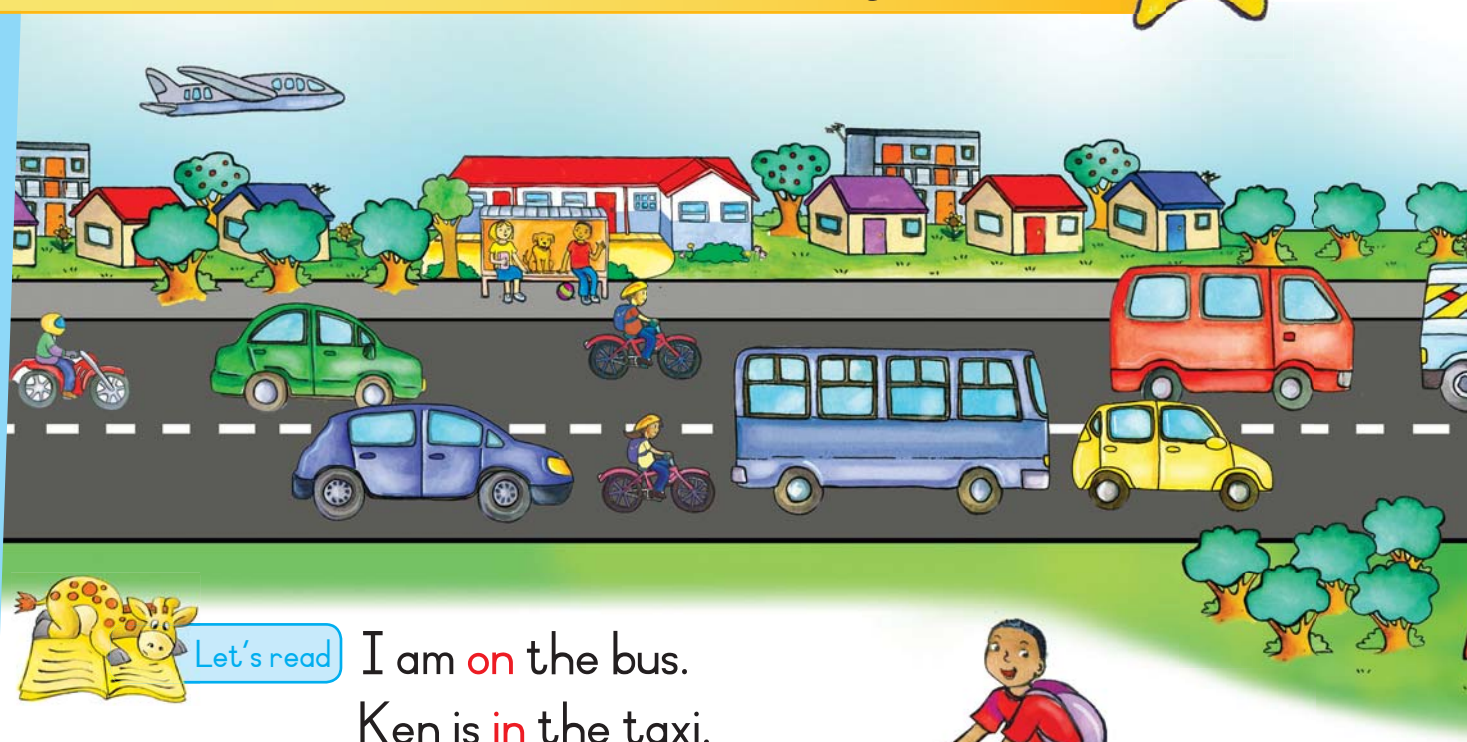

Let's read

I am on the bus.
Ken is in the taxi.
Nomsa is at the bus stop.
Sam is on a green bike.



Let's talk

Look at the picture and then fill in answers to these questions.

How many cars are there?	
How many bikes are there?	
How many boys are there?	
How many girls are there?	
How many aeroplanes are there?	
How many wheels are there?	

Where is the cat?



in
on
under
behind

Let's do

Paste the stickers in the correct spaces. Trace and then say the word below each picture.





plane

van





motorbike



train

taxi



bus stop



bus





car

bench

Word box

again

after

about

Let's write

Look at the picture and then circle yes or no.

The yellow car is in front of the bus.	Yes	No
The motorbike is behind the green car.	Yes	No
The pink bike is between the bus and the blue car.	Yes	No
The bus is in front of the yellow car.	Yes	No
The dog is on the bench.	Yes	No
The dog is between the boy and girl.	Yes	No
The cat is in the bag.	Yes	No
The ball is under the bench.	Yes	No



robot



scholar patrol



bike

6 To school and back



Let's do Draw a picture of how you get to school and back each day.



Let's talk Tell your friend how you come to school and how you go home.





Listen and repeat

I go to school by bus.
I go to school by taxi.
I go to school by car.
I go to school by bike.
I go to school on foot.





Walk and talk

Ask 5 friends how they come to school.
Say:

How do you come to school?
How do you go home?





Let's write

Write 1 sentence about how you go to school.

Write 1 sentence about how you go home from school.



Fun

Draw a blue car in front of the bus.



Draw a bus behind the truck.





Draw a bike between the bus and the car.





Draw a bird on top of the bus.



7 We eat at school



Let's talk Look at the picture and talk about what the children are doing.





Let's do

Paste the stickers in the correct spaces. Trace and then say the word below each picture.

cup

meat

pap

chicken

fruit

cheese

beans

bread

juice

Word box

any

are

around

Let's read

Every day we have lunch at school.
We do not have to go to the shop.
We all rush to eat.
We eat meat, beans, chicken, pap, apples and bananas.
We eat our lunch.
Then we wash our plates.
Then we play under the tree.



Let's write

Look at the picture and then circle yes or no.

The children are happy.	Yes	No
The children have sweets for lunch.	Yes	No
The food is good.	Yes	No
They play after lunch.	Yes	No
The dog is hungry.	Yes	No

8 The food we eat



Let's do Draw a picture of the food that you like to eat.
Write the name of the food in the space.

My favourite food



Let's talk Tell your friend what your favourite food is.



Listen and repeat



I like apples.

I like bananas.

I like fish.

I like meat.

I like chicken.



Walk and talk Ask 5 friends what food they like to eat. Say:



What food do you like?





Let's write Read these words. Then copy the correct word under the correct picture.

meat | fish | eggs | milk | bread | tomatoes | cake | chips | sweets

			

Complete these sentences.

I like

I like

I don't like

I don't like

9 Who, what, why and when



Listen and repeat



Whose pen is this?

It is my pen.





Whose book is this?

It is my book.





Whose jersey is this?

It is my jersey.



Walk and talk Point to 5 things and ask your friends.

Whose _____ is this?

It is my _____.



Let's write Now write answers to these questions.



What is your name?	
Where do you live?	
Who is your friend?	
When is your birthday?	
Why are you happy?	Because

Fun

Trace the string to find out whose things these are.
Then say:



Word box

again

ask

always

This is Dan's book.



Nomsa	Ken	Ann	Dan	Jabu

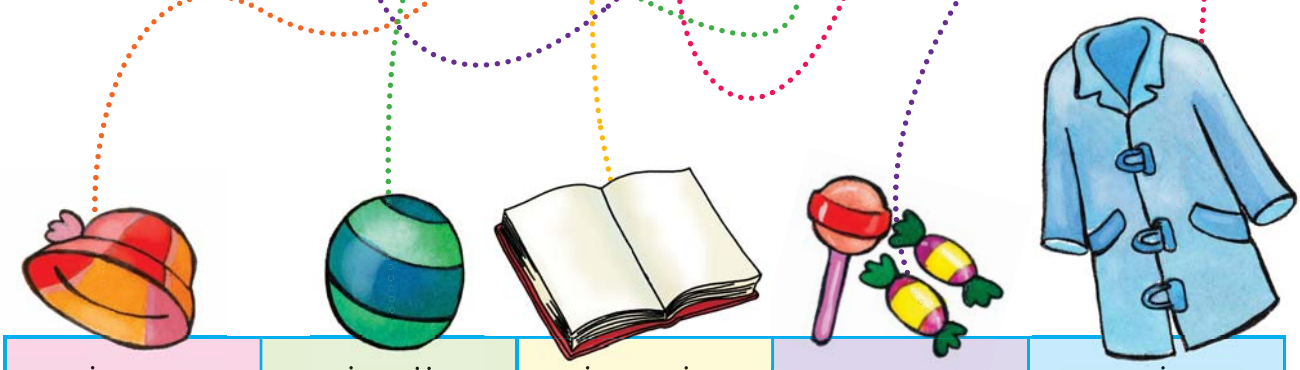

hat	ball	book	sweets	jacket

10 Our family garden



Let's do

Count and colour the chickens.
Colour the tomatoes on the bushes.

drinking



digging

drinking

watering

spade

sitting

watering can

carrots

tomatoes

basket

Let's do

Paste the stickers in the correct spaces. Trace and then say the word below each picture.



climbing



reading



eating



digging

Let's speak

How many chicks are there?
Where are the chicks? Use words:

in front | on | behind | next to

Let's speak

Who are the people in this family?
Who is the mother?
Who is the father?
Who is the brother?
Who is the sister?
Who is the grandmother?
Who is the grandfather?
Who are the friends?
What are they all doing?
What is the dog doing?
What is the cat doing?



watering



Let's read

We are in the garden.
Jabu and Sam are in the tree.
The sun is hot.
Dad has a hat.
The dog stands on the log.
The cat runs after the birds.
We have lots of carrots in our garden.

11 My own family



Listen and repeat

Mom is watering the plants.
Dad is digging.
The dog is digging too.
Grandmother is reading.
Grandfather is drinking tea.
The boys are sitting in the tree.
The cat is running.

Let's write

What letter does each word end with?

dog		box	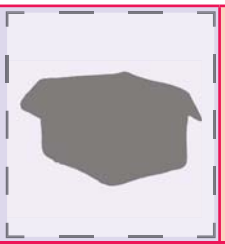	sun	
	log		rabbit		moon



Let's write

Fill in the missing words.

The  dog is on the log.

Dad has his  on.

The  is hot.

Walk and talk

Point to the picture on the previous page and ask your friend:

Who is this?
What is he doing?
What is she doing?



Word box

ate
away
be

Word work

Read the words and listen to the sounds.

dog	cot	hot
log	lot	dot



Let's write

Draw your family. Fill in who each person is.

sister | brother | mother | father | grandmother | grandfather | aunt | uncle

My family.

12 We grow food



Let's speak

What things can you find in a garden? Tell your friend what games you play in your garden.





fork



spade



Let's write

Colour the picture according to the numbers.

1 2 3 4 5 6 7

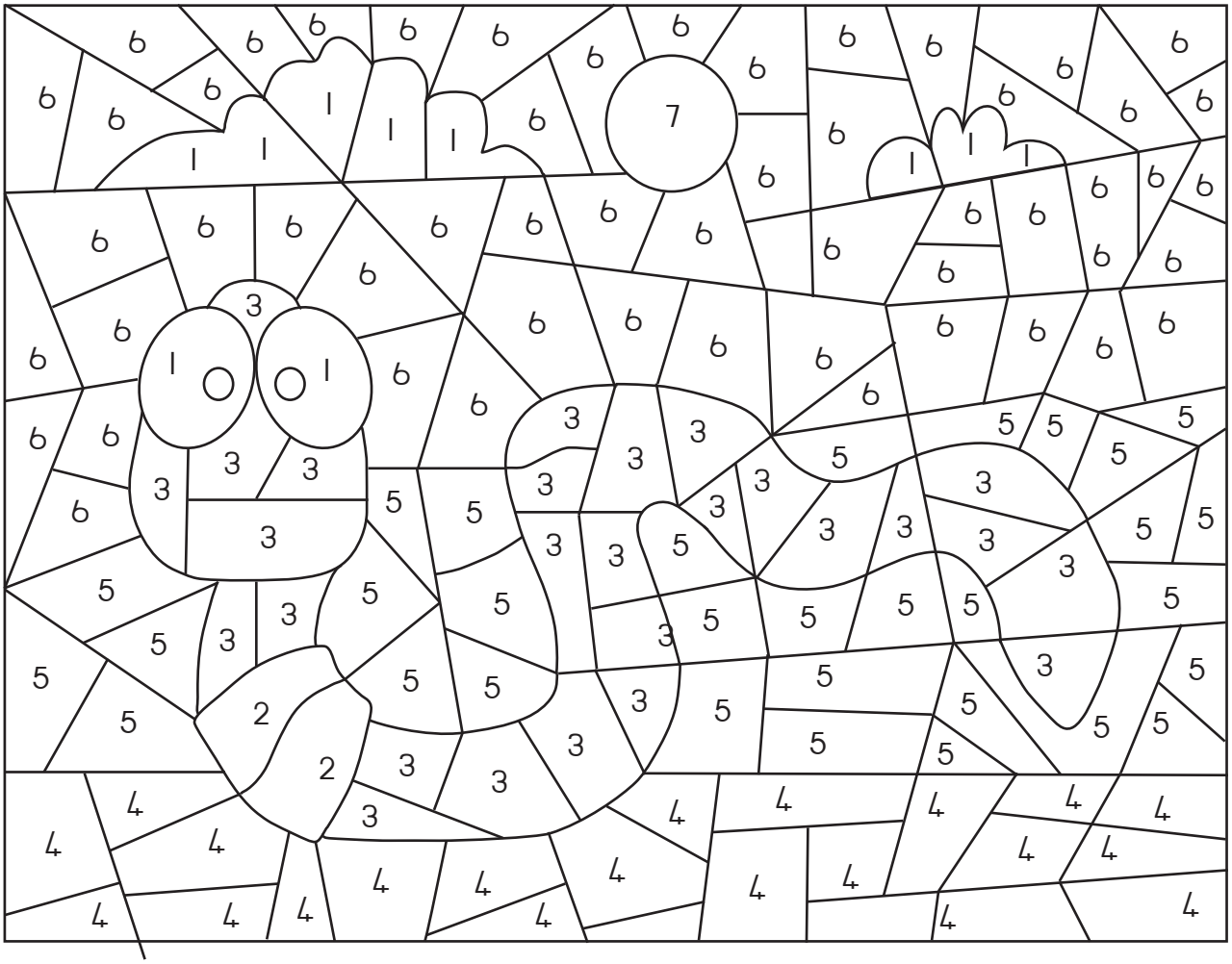

Fun

What will the children find in this garden? Trace the lines. Say what each thing is.

carrots

sun

watering can

hat

worm

cabbage

hosepipe

tomatoes

friends

Let's write

Name 3 things you can find in your garden.

13 We go for a picnic



Let's speak Look at the picture and talk about what the children are doing.



Let's do Find all the peaches in the tree.
How many are there? Colour them orange.
How many birds can you see? Colour them blue.







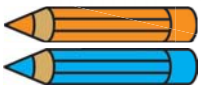





Let's do

Paste the stickers in the correct spaces. Trace and then say the word below each picture.



flower



blanket



basket



pump



newspaper



dog

Word box

because

been

before

Let's speak



What is grandfather doing?
What is the baby doing?
What are the children doing?



swimming

Let's read

We like to go for picnics on Sunday.
We go in the summer when the sun is hot.
Grandpa has a sun hat.
Jabu pumps up the ball.
Pam and Dan run and jump.
They have fun in the dam.
Ken is up in the tree.
The insects hum.

14 What we like to do



Listen and repeat

Ann likes to kick a ball.
The children like to swim.
Ken likes to sit in the tree.
The baby likes to sleep.
It is fun to run in the sun.









Walk and talk

Ask your friend:







Can you swim?
Can you sing?
Can you make a cake?
Can you catch a fish?





Let's write

What can you do? Colour in either yes or no.



I can talk.	Yes	No	I can fly a kite.	Yes	No
I can read.	Yes	No	I can draw a picture.	Yes	No
I can swim.	Yes	No	I can throw a ball.	Yes	No
I can run.	Yes	No	I can catch a ball.	Yes	No

Word work

Read the words and listen to the sounds.

sun	run	mum
fun	hum	up



Let's write

Paste in the correct stickers and then fill in the missing letters to complete the words.

ca___	___un	___ite	boo___
ha___	___ree	clou___	bir___

Let's draw

Colour by number.



15 At the park



Let's talk Look at the picture and talk about what the children are doing.



swing

merry-go-round

slide

boy

girl

toy cars

Let's do

Paste the stickers in the correct spaces. Trace and then say the word below each picture.

Let's write

Colour in 8 apples in red.

Word box

best

better

big

merry-go-round

girl

boy

eating ice cream

friends

slide

swing

Let's speak

What are the children doing?
How many children are there in the picture?
Who is on the merry-go-round?

Let's read

We like to play in the park.
We sit and read under the tree.
We play soccer in the sun.
We swim, slide and swing.
We play with toys.

16 We like to play



Let's speak

Who is your friend?
How old is your friend?
Is your friend a boy or a girl?



Let's do

Tell your friend what you see in this picture. Say:



This is a tree. It is a plant.



This is Ken. He is a boy.

This is Nomsa. She is a girl.

We are happy.



Let's write

Use the following words to complete these sentences.

reading | running | singing | kicking | kicking | playing



She is _____



He is _____



They are _____



It is _____



She is _____



He is _____



Let's write

Draw a picture of what you and your friend like to do.



Me and my friend.



Word work

Read the words and listen to the sounds.

play	please	pluck
plot	plan	plant





Let's write

Draw a line to match the words to the pictures.

he	she	they	it



17 People who help



Let's speak Look at the picture and talk about what you see.



Word box

- black
- blue
- both

fireman







vet

doctor

nurse



Let's do

Trace and then say the word below each picture.

teacher





police woman

Draw a picture of what you want to be one day.

Let's speak

Who are the people we see in the picture?
How do they help us?
Have you ever been helped by one of these people?
Why is the boy at the doctor?

Let's write

Look at the picture and then circle yes or no.

The dog is at the vet.	Yes	No
The boy cut his arm.	Yes	No
The car is burning.	Yes	No
The teacher is a man.	Yes	No
The fireman is on the fire engine.	Yes	No

18 How they help us



Let's speak

Tell your friend what is happening in these pictures.
Then role play what happened to Dan.







Word work

Read the words and listen to the sounds.

chimp	chocolate
chicks	children
champ	chin

whale	what
whirl	where
whether	when

sharp	shop
shoe	shy
sheep	ship



Let's write

Punctuate these senteces. Use capital letters and these puncuation marks.

? ! . ,



dan jumped out of the tree
Dan jumped out of the tree.
he cut his leg and went to the doctor
the doctor helped dan



Let's write

Fill in the missing letters to complete these words so they match the picture.

ch wh sh

___ark	___ocolate	___ale	___eep
___imp	___oe	wat___	___rimp

Fun

Lindy is lost. Help the policewoman to take her home.

19 About town



Let's speak Look at the picture and talk about all the places you see.



nurse

hospital

school

station

bakery

library

bus stop

green grocer

supermarket

Let's do

Paste the stickers in the correct spaces. Trace and then say the word below each picture.



policeman



Word box

bring

brown

boy

baker





butcher



librarian



Let's speak

What places can you see in the picture?
What kinds of transport can you see in the picture?
What shops do you go to in town?
What kind of transport do you use when you go to town?
Where can you buy food?
Where can you go if you are sick?

Let's read

Today we went to town.
We went by bus.
We saw lots of cars and taxis.
I got some books at the library.
When it was late we went home.

20 Places in town



Listen and repeat Paste the stickers in the correct spaces.
Trace and then say the word below each picture.

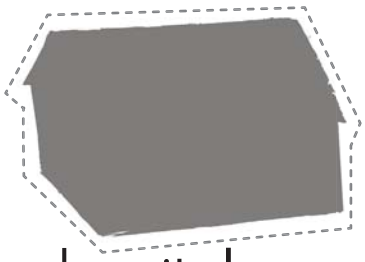

hospital



school



clinic



bus stop



library

supermarket



greengrocer



bakery

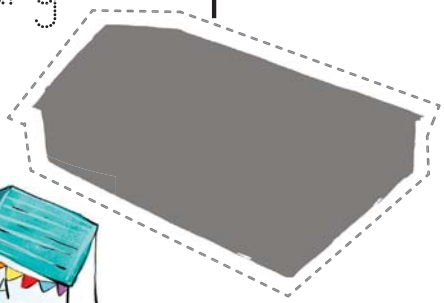

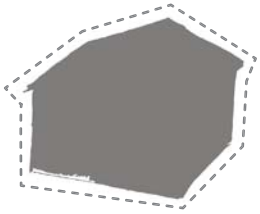

butchery



spaza shop



station



Let's write Make lists of places you can go to.



Where I can go if I am sick.	Where I can go to get food.	Where I can go if I need transport.



Word work

Read the words and listen to the sounds.

went	sent	bent	rent
rand	sand	band	hand





Fun

Draw a line to show the children where to go.



I want a hot dog.







I want to get a book.





I need carrots.





I need bread.





I feel sick.





I want a train ticket.

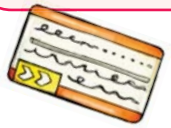



library



food stand



clinic



greengrocer



station



bakery

The animal train



Word work Read the words and listen to the sounds.

train 	chick  	giraffe 
 rabbit	elephant	croc 
tortoise 	lion 	zebra 
 hippo	duck 	rhino 



Let's do Colour the crayons.

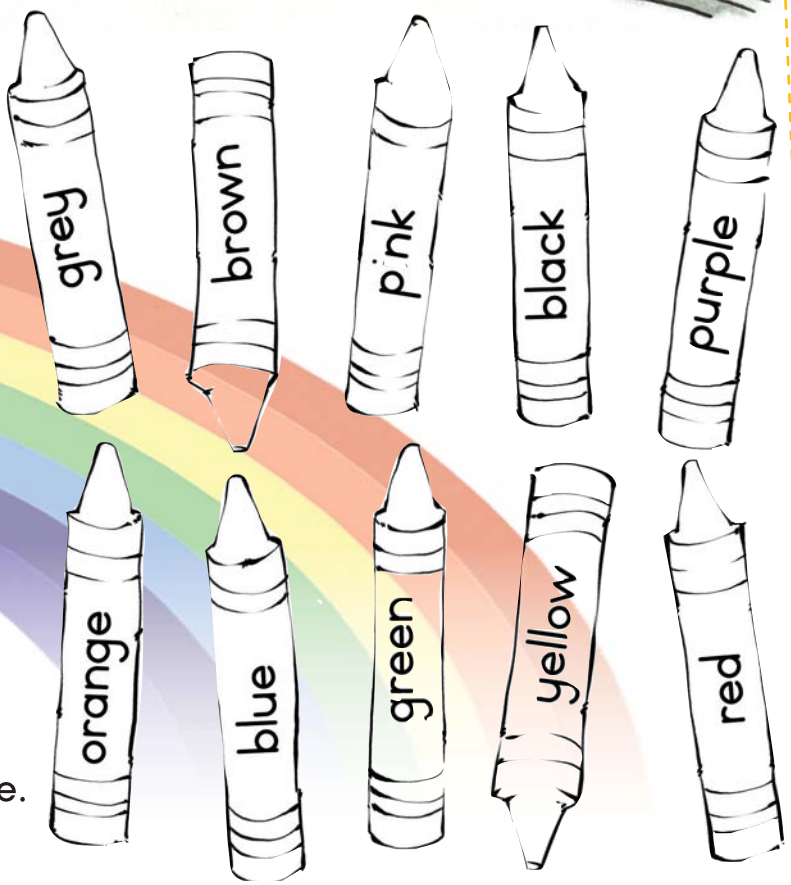

Let's read

All the animals
are on the train.
They are going for
a picnic in the park.
The elephant must sit alone.
Not even a mouse can fit
into coach 4.

22 The animal train



Let's talk

How many animals are there on the train?
Tell your friend what number is written on each coach.
Tell your friend what colour each coach is.
Tell your friend what animals are in each coach.
Tell your friend what animals you like best.



Let's write

What is your favourite colour?

What is your favourite animal?



Word work

Read the words and listen to the sounds.

pig	kid	pin
dig	hid	tin



Let's write

Write the coach number.

Which coach has the most animals?	
Which coach has the least animals?	
In which coach is the elephant?	
In which coach is the crocodile?	
In which coach is the rabbit?	

Which is the biggest animal on the train?	
Which is the smallest animal on the train?	



Let's do

Paste the stickers in the correct spaces.
Trace the words and then draw a line from the animal to where it lives.



bowl



kennel



river



hive



nest



basket



pond

bird



hippo



fish



duck



cat



bee



dog



23 Wild animals



Let's talk

Look at the picture and talk about what you see.



crocodile



monkey

leopard

rhino

elephant

monkey

rabbit

crocodile

tortoise

Let's do

Paste the stickers in the correct spaces. Trace and then say the word below each picture.



elephant



zebra



buck



leopard



rhino

hippo





lion





Let's talk

What animals do you see in the picture?
What noises do these animals make?
Which animals are big and which are small?
Which animals are you afraid of?
Where are the monkeys?



giraffe



Let's read

tortoise



We see lots of animals.
I like the zebra and cobra.
The hippo and the croc swim in the dam.
The buck eats the green grass.
The lion wants to grab the buck.
He is looking for his supper.

24 All about animals



Listen and repeat



The giraffe  has a long neck.

The zebra  has stripes.

The lion  has big teeth.

The hippo  is fat.





Let's speak Look back at the picture of the previous worksheet. Where are the monkeys?



Let's write Draw these pictures.

A brown croc

A green tree

Word work

Read the words and listen to the sounds.

green	grass	grab
zebra	croc	cobra



Let's write

Fill in one of these words to say where the monkey is.

on | in | under | in front | behind



The monkey is _____ the tree.



The monkey is _____ the car.



The monkey is _____ the hut.



The monkey is _____ the bush.



The monkey is _____ the tree.

25 At the beach



Let's talk

Look at the picture and talk about what the children are doing.



starfish

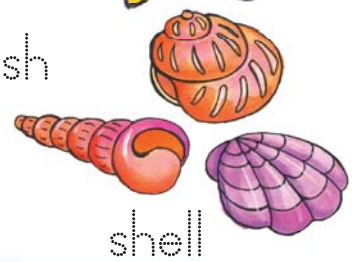

shell

Let's do

Paste the stickers in the correct spaces. Trace and then say the word below each picture.

fish

whale

fishing rod

spade

shark

bucket

net

sandals

sand castle

Fun

Complete the sandcastle and colour it in.

Let's read

We are at the beach.
It is fun in the sun.
We like to swim in the sea.
Then we dig in the sand.
I can dig with my hand.
I can see a ship.
I wish I can see some sharks and fish.

26 Things we do



Listen and repeat

When you see –ed at the end of a word it sounds like a t.

I am brushing my teeth.



Yesterday I brushed my teeth.

I am kicking the ball now.



Yesterday I kicked the ball.

I am walking to school now.



Yesterday I walked to school.

We are talking now.



Yesterday we talked .

Word work

Read the words and listen to the sounds.

ship	shark	shell
fish	wish	dish

Let's write

Fill in the words to match the pictures.



fish | shells | shoes | ship | shark

I pick up 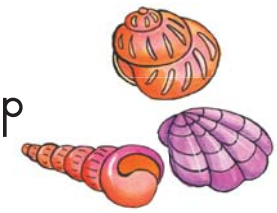 _____ on the beach.

I saw  _____ swimming in the sea.

The  _____ has sharp teeth.

There is a big  _____ on the sea.

I take off my  _____ to walk on the sand.

27 At the farm visiting gran



Let's talk Look at the picture and talk about what the children are doing.

goat



uncle Jim

tractor

grandma

Ken

Nomsa

Let's do

Paste the stickers in the correct spaces. Trace and then say the word below each picture.



farmer

pot

tractor

umbrella

cow

eggs

duck

honey



Let's talk

Point to the picture and ask your friend:

- Whose house is this?
- Whose tractor is this?
- Whose cap is this?
- Whose umbrella is this?
- Which is the biggest animal in the picture?
- Which is the smallest animal in the picture?

milk

Let's read

We visit our grandmother.
She lives on a farm.
She has lots of animals.
We get eggs from the hens.
We get milk from the cows.
We get food from the garden.
She has a big tractor.

Farm life



Let's do How many farm words can you find.

cow | goose | pig | calf | donkey | hen | cat | duck

rooster | chicken | lamb | sheep | goat | horse



k	c	u	d	i	c	a	l	f	n
w	o	c	h	i	c	k	e	n	y
a	t	a	o	g	o	a	t	b	e
y	l	l	i	f	d	u	c	k	k
p	k	c	a	t	a	e	p	i	g
g	s	s	h	e	e	p	e	g	u
m	r	o	o	s	t	e	r	o	t
y	a	d	o	n	k	e	y	o	p
h	o	r	s	e	n	e	h	e	n
l	a	m	b	l	t	a	c	o	w





Fun Trace and colour in the sunflowers and then draw a few more.



Let's do

Paste the stickers in the correct spaces.
Trace the words and then draw a line from the animal to the products.



bee		eggs	
sheep		wool	
cow		honey	
chicken		milk	

Word work

Read the words and listen to the sounds. Then use 5 of these words to write sentences in your exercise book.

chicken	green	sheep	blue
cheese	grow	ship	blow

Listen and repeat



The cow goes moo moo.



The horse goes neigh neigh.



The sheep goes baa baa.



What other farm animal sounds can you make?

Just checking



Let's write Draw a picture of yourself and fill in your details.

My name is

My surname is

My age

I am in grade

My school

My friend is

My birthday is on



I like

I don't like



Word work Read the words and listen to the sounds. Then choose 5 words and use them to write sentences in your exercise book.

cap	dog	tin	ten	hut
cat	log	pin	pen	sun
hat	hot	sit	hen	cup

Let's write

Fill in the missing letters to complete these words so they match the picture.

a o i e u

p e n		t _ _ n
d _ _ g		s _ _ n
p _ _ g		h _ _ t
c _ _ t		m _ _ t
h _ _ n		l _ _ g



Let's write

Join the dots to complete the picture. Then colour the picture.

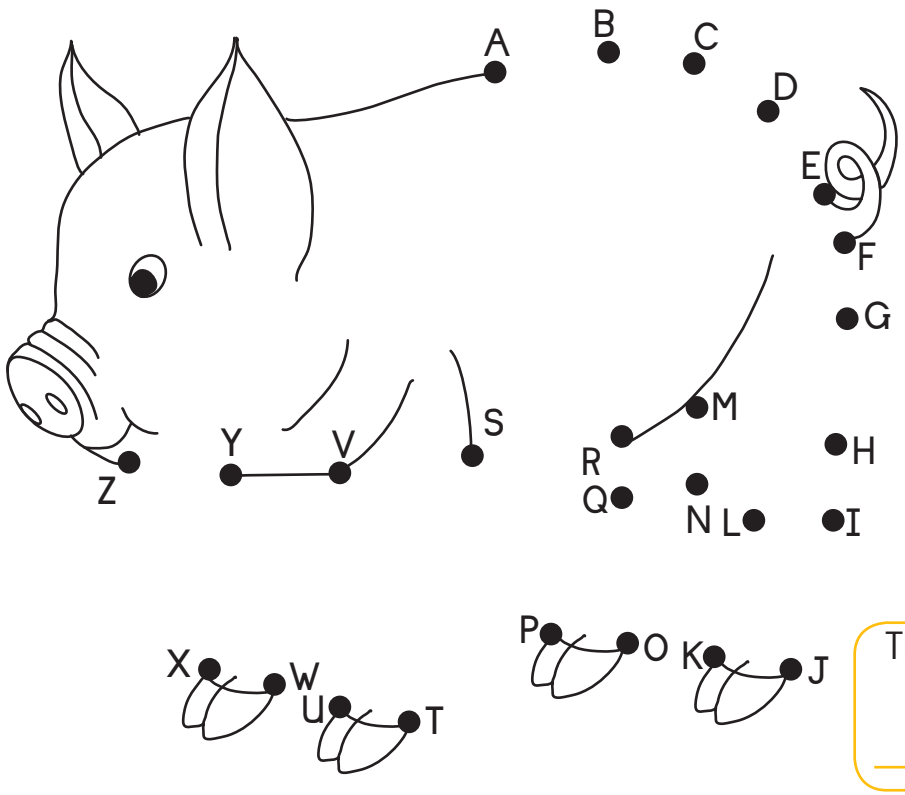

This is a _____

30

Our busy week



Let's talk Look at the pictures and talk about what the children are doing.

MY DIARY



Monday

go to school



Tuesday

go to the library



Wednesday

play netball



Thursday

go to the shop



Friday

play soccer



Saturday

watch TV



Sunday

go to church

What is your favourite day and why?



Let's do

Paste the stickers in the correct spaces. Trace and then say the word below each picture.



Let's read

Every day we like to play. I like to go to the library to get books to read. We all like to go to soccer and netball. I like to play with my dog. I like to sing but I don't like to swim. All of us like to play with toys.





Let's write Answer the questions.

On what day did the children go to church?	
On what day did Jabu watch TV?	
On what day did they play netball?	
On what day did they play soccer?	



Let's talk Ask 3 friends what they like and what they don't like.

	I like _____	I do not like _____
1		
2		
3		

Days of the week



Let's write

Some days of the week fell off this calendar.
Fill in the missing days.

Friday | Monday | Wednesday



	Tuesday	
Thursday		Saturday
Sunday		

What day is today?



Listen and repeat

Sunday

Monday

Tuesday

Wednesday

Thursday

Friday

Saturday







Let's talk

Tell your friend 5 things you like and 5 things you do not like.
Say:

I like _____.

I don't like _____.





Let's do Draw what you like to do on these days.

Monday	Tuesday	Wednesday
Thursday	Friday	Saturday
Sunday		



Walk and talk Tell 3 friends what you do each day. Say:



On Monday I go to school.
On Tuesday I _____.



Word work Read the words and listen to the sounds.

say	way	play	tray	clay
day	bay	stay	hay	pay

Day and night



sun





waking up

playing



going to school





eating lunch





Let's read

I wake up in the morning.
Then I go to school.
I come home in the afternoon.
Then I play with my friends.
I eat supper at night.
Then I go to sleep.

Let's talk

Look at the pictures and talk about what the children are doing.

Let's do

Paste the stickers in the correct spaces. Trace and then say the word below each picture.



stars



moon





owl



watching TV



eating supper



go to sleep



sleeping

Let's talk

Ask 2 friends to tell you what they do in the morning, in the afternoon and at night.

	morning	afternoon	night
1			
2			

What we do

Let's write

Draw a line to match the pictures to what time we do these things.







morning	afternoon	night







Word work

Read the words and listen to the sounds.

clap	clock	clown	clay	class
sleep	slip	slide	slow	slab

Let's write

When do you go to school?

I go to school in the morning.



When do you wake up?

I wake up in the

When do you go to sleep?

I go to sleep in the

When do you play with your friends?

I play with my friends in the

Let's write Fill in one of these sounds to complete these words.

sl cl pl



__eep



__ock



__own



__ay



__ip



__um

34 Calendars

January

February

March

July
Pam

August

September
Jim

Let's read

My sister Alice has a birthday in June. She will be 6.
Jim has a birthday in September. He will be 8.



Listen and repeat Say the names of the months.

April

May

June

October

November

December



Let's write

When is your birthday?

day:

month:

year:

35 When is your birthday



Let's talk

Does it take a long time or a short time?
Point to the picture and ask your friend "How long does it take?"
Colour in the correct word.



wash a pot

It takes a long short time.



go to school

It takes a long short time.



sleep

It takes a long short time.





brush my teeth

It takes a long short time.



eat a sandwich

It takes a long short time.

Word work

Read the words and listen to the sounds.

cake	coke	bike	best	tusk
make	joke	nite	vest	duck
take	note	kite	desk	flute

Let's write

Fill in the missing letters to complete these words so they match the picture.

a o i e u

c a ke	c__ne
r__se	h__se
b__ke	c__ke
sn__ke	k__te
fl__te	r__ke



Walk and talk

Ask 10 friends when their birthdays are.
Fill their names under the correct month on the calendar on the previous page.
Say:



When is your birthday?

It is in June.



It is in _____

36 Autumn and spring

Let's talk

What do you see in the two pictures?
How are the two pictures different from each other?
Which season is hotter?

What season is this?



Let's write

Count and answer.

How many ducks are there?		How many children are there in both pictures?	
How many chicks are there?		How many children are wearing green jackets?	
How many frogs are there?		How many pink flowers are there?	

Let's do Colour in the baby chicks yellow and the frogs in green.

What season is this?



Let's read

In the spring we see funny baby animals.
There are pretty flowers in the garden.
There is a silly bunny.
In the summer it is sunny.
My family likes to swim.

Summer and winter



Listen and repeat

It is cold.
Can I have a jersey?

It is cold.
Can I have a hat?

It is cold.
Can I have some tea?

What season is this?

Let's write

Rewrite these sentences using the correct punctuation.

? ! . ,

can I swim

can I have a hat

can I have an ice cream

Let's do Colour in the the sun and the bees in in yellow.



Let's write Fill in either this or these.


_____ is a dress.


_____ are dresses.


_____ is a cat.


_____ are cats.


_____ are boys.


_____ is a boy.

Weather





Listen and repeat

What weather do you like?

What weather do you not like?

What do you wear when it is cold?

What do you wear when it is hot?



snow



wind

Let's do

Draw a picture of a cloudy day and one of hail.

cloudy

hail

Let's read

I don't like it when it rains.
I don't like it when it hails.
I don't like it when it is cloudy.
I don't like it when it is windy.
I don't like it when it is cold.
But I like it when it is sunny.



hail

39 The clothes we wear



Let's talk Look at the picture and talk about what the children are doing.

spring	summer	autumn	winter



Let's do Which clothes do you wear on a hot day?
Stick these clothes into the correct box.
Then write list the names of the clothes next to the box.

hot day



sandals

Word work

Read the words and listen to the sounds.

this	then	those	there
that	these	they	their



Let's write

Use the word work words to fill in the gaps to match the pictures.



_____ is a jersey.



_____ are shoes.



_____ is a jacket.



_____ are happy.



_____ are hats.



_____ eat _____ mealies.

Let's do

Which clothes do you wear on a cold day?
Stick these clothes into the correct box.
Then write list the names of the clothes next to the box.

cold day



scarf

Worksheet 1
Worksheet 2
Worksheet 3
Worksheet 4
Worksheet 5
Worksheet 6
Worksheet 7
Worksheet 8
Worksheet 9
Worksheet 10
Worksheet 11
Worksheet 12
Worksheet 13
Worksheet 14
Worksheet 15
Worksheet 16
Worksheet 17
Worksheet 18
Worksheet 19
Worksheet 20
Worksheet 21
Worksheet 22
Worksheet 23
Worksheet 24
Worksheet 25
Worksheet 26
Worksheet 27
Worksheet 28
Worksheet 29
Worksheet 30
Worksheet 31
Worksheet 32
Worksheet 33
Worksheet 34
Worksheet 35
Worksheet 36
Worksheet 37
Worksheet 38
Worksheet 39



Well done!

You can do lots of things ...

Name: _____

Date: _____