

Mme Angie Motsheka,
Tonakgolo ya Thutotheo



Rre Enver Surty.
Motlatsatonakgolo ya
Thutotheo

Dibukatiro tse di kwaletswe barutwana ba Aforikaborwa ka fa tlase ga boeteledipele jwa ga Tonakgolo ya Lefapha la Thutotheo, Mme Angie Motshekga le Motlatsatonakgolo ya Lefapha la Thutotheo, Rre Enver Surty.

Dibukatiro tsa Rainbow ke karolo ya maiteko a mangwe a Lefapha la Thutotheo a a ikaeletsweng go tokafatsa bokgoni jwa barutwana kgotsa baithuti ba Aforikaborwa mo mephatong e merataro ya ntlha. Jaaka e le sengwe sa dilo tse di kwa godimo mo Lenaneotirong la Mmuso, porojeke e e etleediwa ke Letlotlo la Semmuso. Se se kgontshitse Lefapha go kwala dibukatiro tse ka dipuo tsotlhe tsa semmuso, mme ga di duelelwe.

Re solofela gore dibukatiro tse di tlaa tswela barutabana mosola mo go ruteng ga bona ga letsatsi le letsatsi, le mo go netefatseng gore barutwana ba digela kharikhulamo ya bona. Re netefaditse gore re kaela morutabana sentle mo tirong nngwe le nngwe ka go tsenyeletsa mesupatsela go bontsha gore ke eng se morutwana a tshwanetseng go se dira.

Re solofela gore bana ba tlaa itumelela go dira mo bukeng e fa ba ntse ba gola e bile ba ithuta, le gore wena jaaka morutabana, o tlaa abelana le bona boitumelo jwa bona.

Re go eleletsa katlego e kgolo mo tirisong ya dibukatiro tse, Wena le barutwana ba gago.



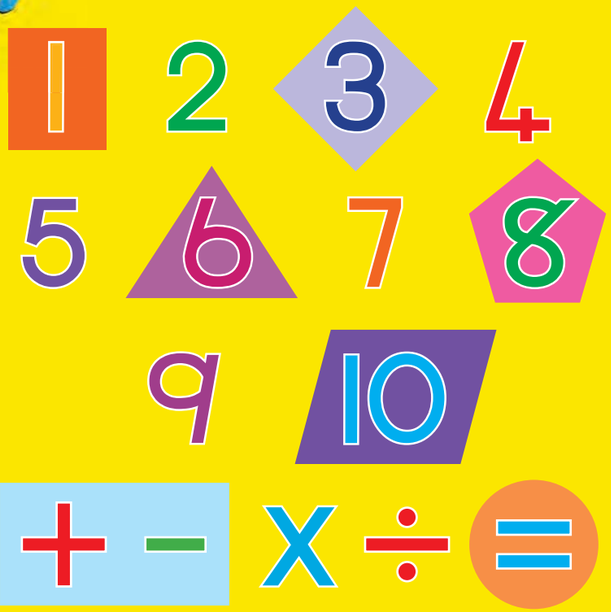

Rainbow WORKBOOKS

MATHEMATICS IN SETSWANA
GRADE 1 – BOOK 1
TERMS 1 & 2
ISBN 978-1-920458-89-8

THIS BOOK MAY NOT BE SOLD.

MATESISI KA SETSWANA – Mophato I Buka I

ISBN 978-1-920458-89-8



Leina:

Tlelase:

basic education
Department:
Basic Education
REPUBLIC OF SOUTH AFRICA

MATESISI KA SETSWANA

Buka I

Kgweditharo 1 & 2

Published by the Department of Basic Education
222 Struben Street
Pretoria
South Africa

© Department of Basic Education
Third edition 2013

ISBN 978-1-920458-89-8

The Department of Basic Education has made every effort to trace copyright holders but if any have been inadvertently overlooked, the Department will be pleased to make the necessary arrangements at the first opportunity.

This book may not be sold.



basic education
Department:
Basic Education
REPUBLIC OF SOUTH AFRICA

1	2	3	4	5
6	7	8	9	10
11	12	13	14	15
16	17	18	19	20

+	−	x	÷

=	1–20	=



Mophato 1

Rainbow WORKBOOKS

Matesisi

SETSWANA 1

Buka



Buka e, ke ya ga:

Go latedisa le go golaganya

Thusa mosetsana go bona ditshamekisi tsa gagwe.



SIMOLOLA







FETSA



Go golaganya

Batla setshwantsho se se tshwanang le se se mo lebokosong la ntlha.



Teacher:
Sign:

Date:

11 12 13 14 15 16 17 18 19 20

Dibopego le bogolo

Ke difé tse dikgolo? Ke difé tse dinnye?
Khalara karabo e e nepagetseng.

kgolo	nnye



kgolo | nnye

kgolo | nnye



kgolo | nnye

kgolo | nnye



kgolo | nnye



kgolo | nnye



kgolo | nnye

kgolo | nnye



kgolo | nnye

kgolo | nnye



kgolo | nnye



kgolo | nnye



kgolo | nnye



kgolo | nnye

kgolo | nnye



Bogolo le malatodi

Bua gore di ntse jang.





go ribega



go kobegela kwa morago

bogolo jo bo tshwanang



bokhutshwane



boleele



telele

khutshwane

ka mo gare



kwa ntle

nonne



otile



pele

morage

lebelo



bonya

Teacher:
Sign:

Date:

11 12 13 14 15 16 17 18 19 20

Go tlhopha mebala



Baya dibopego go ya ka mebala ya tsona mo mabokosong. Thulaganyo nngwe le nngwe e tshwane ka mmala le sebopego sa ntlha. Re go file dibopego tse dikhibidu jaaka sekao. Bua gore sebopego sengwe le sengwe ke sa mmala ofe.

			
			
			
			
			

Mo dikatisong tse, baithuti ba tshwanetse go sega dibopego go tswa kwa morago ga buka. Tsweetswee, o se ka wa ba letla go kgomaretsa dibopego gonnne ba ya go di dirisa gape. Tsenya dibopego mo kgetsaneng kwa morago ga buka.

			
			
			
			

Teacher:
Sign:

Date:

11 12 13 14 15 16 17 18 19 20



Go tlhopha le go golaganya dibopego

Batla didiko tse o di segileng kwa morago ga buka mme o di tsenye mo diphatlheng tse.



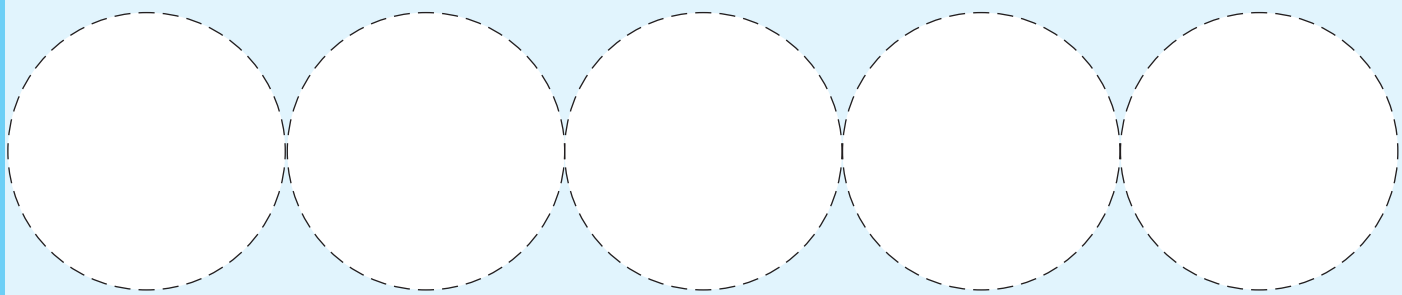



Batla dikhutlonne tse o di segileng mme o di tsenye mo diphatlheng tse.









Batla dikhutlotharo tse o di segileng mme o di tsenye mo diphatlheng tse.

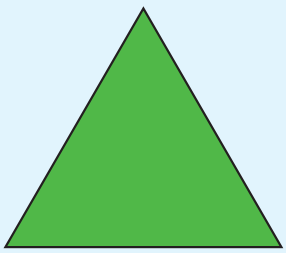

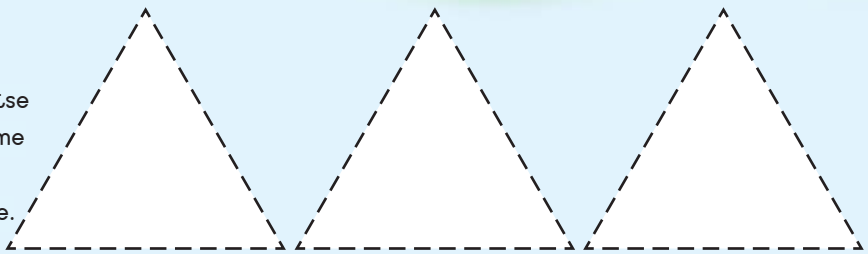

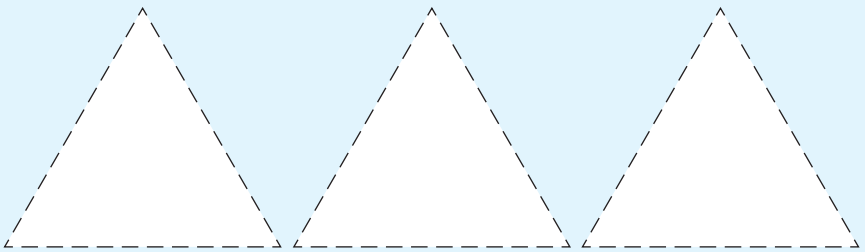

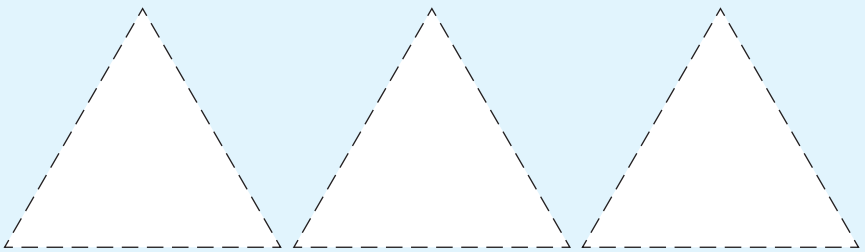



Batla ditaemane tse o di segileng mme o di tsenye mo diphatlheng tse.

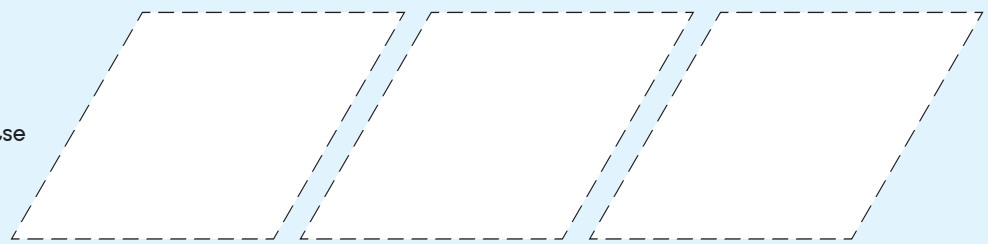

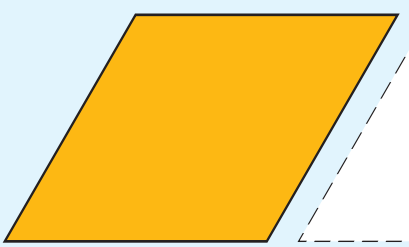

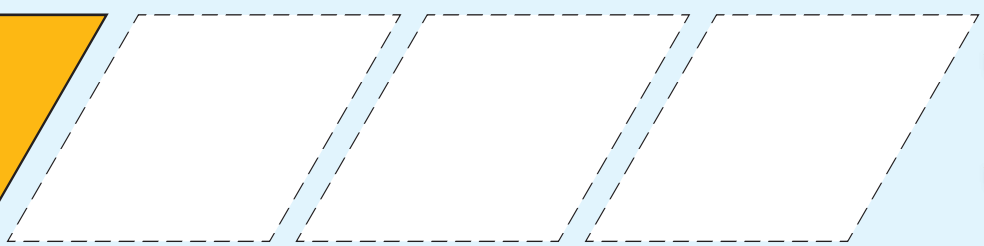

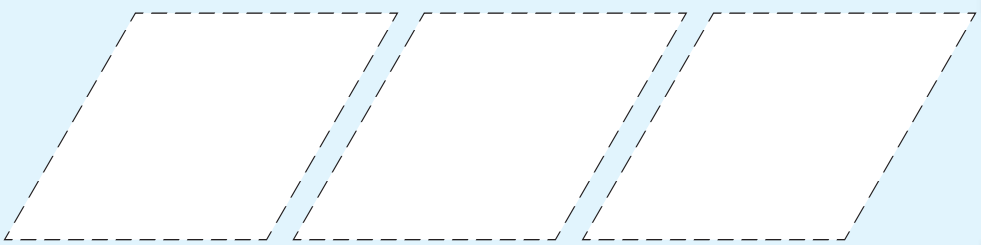







Teacher:
Sign:

Date:



11 12 13 14 15 16 17 18 19 20



Batla mme o bale

Bala gore go na le diphologolo tse kae mo setshwantshong se se mo tsebeng ya II mme o kwale palo e e nepagetseng mo bolokong.





2















Teacher:
Sign:

Date:

11 12 13 14 15 16 17 18 19 20



Bontsi kgotsa bonnye

Tshwaya gore ke lebokoso lefe mo thulaganyong nngwe le nngwe le le nang le bontsi le le le nang le bonnye.







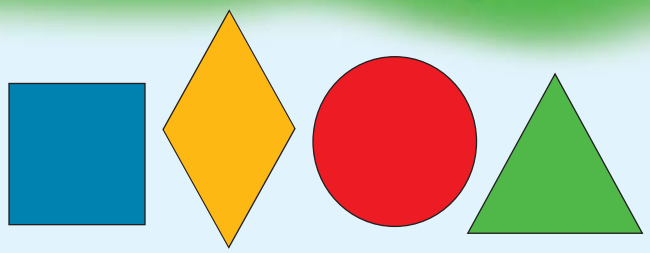

Bontsi

Dirisa dibopego tsa gago tse di segilweng.
Tsenya dibopego tse dintsi mo lebokosong.

Bonnye

Tsenya dibopego tse dinnye mo lebokosong le.

Lekana

Tsenya palo e e lekanang ya dibopego mo lebokosong le

Teacher:
Sign:

Date:

11 12 13 14 15 16 17 18 19 20



Dipalo

Go na le tse kae? Sala palo morago.









Batla dipalo tse di tshwanang le dipalo tse di mo dibolokong tsa ntlha. Di sekeletse.

6	8 3 8 5 4 3 6 5 6 3 9 6 2 6 9 2 4 2 6 5 8
8	9 8 5 8 2 7 6 3 6 9 3 5 9 8 5 2 5 8 3 4
9	2 6 5 9 3 9 3 2 9 2 5 8 7 8 6 8 6 9
1	1 6 2 8 2 1 5 7 5 2 1 3 8 1 5 6 2 8 1 3

Teacher:
Sign:

Date:

11 12 13 14 15 16 17 18 19 20



Dipalo

Bala dinamune tse le diapole tse mme o tlatse dipalo.

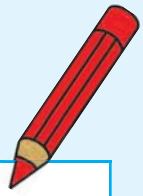

	1
	
	
	
	
	
	
	
	
	





Ke tse kae?

















Teacher:
Sign:

Date:



Go bala dibopego

Bala dibopego tse mme o tlatse dipalo.

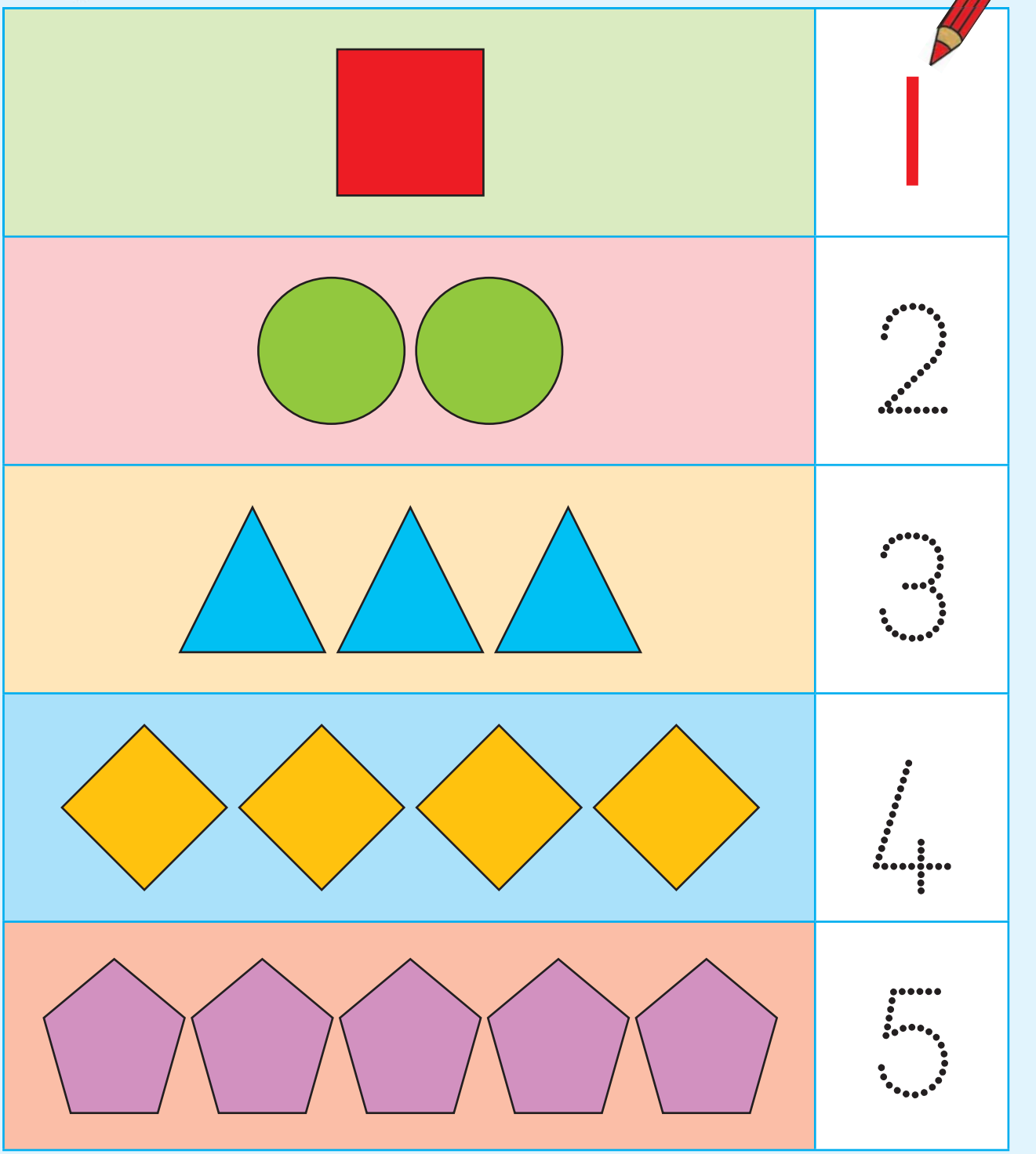







6



7

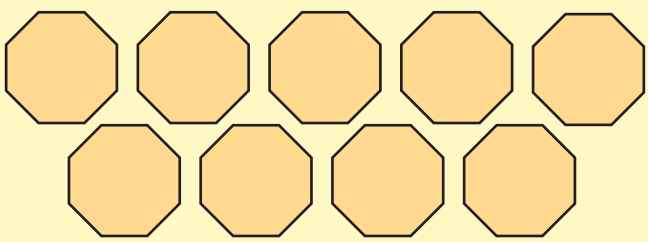

8

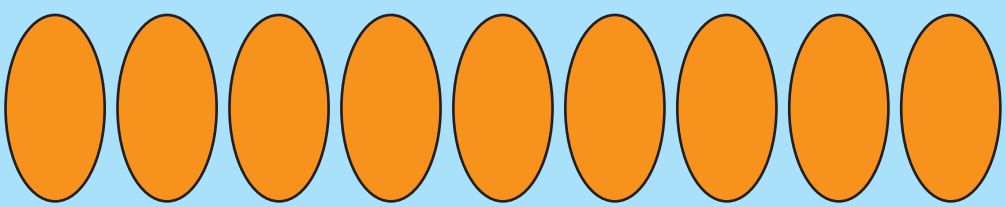

9



10

Teacher:
Sign:

Date:



11 12 13 14 15 16 17 18 19 20



Bala mme o kwale

Bala maronthorontho a a mo mataeseng a mme morago o kwale karabo. Morago o sege mme o dire letaese kwa morago ga buka. Wena le tsala ya gago le ka nna la bala maronthorontho a a mo mataeseng oomabedi.



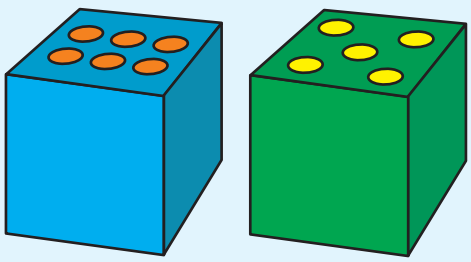

=



=

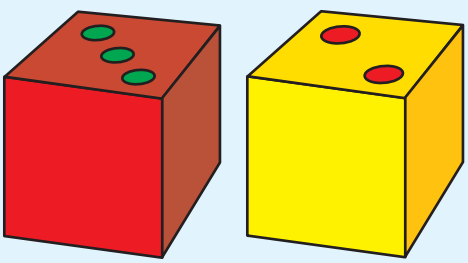

=

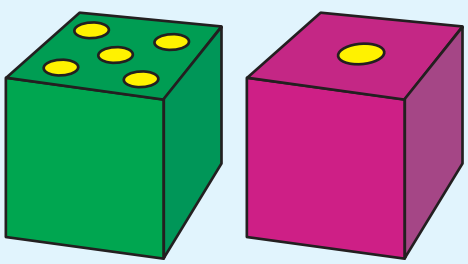

=

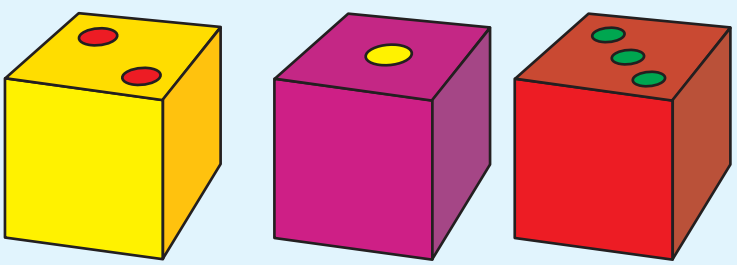

=



Go tswa leronthoronthong go ya go le lengwe



Golaganya maronthorontho go feleletsa setshwantsho.

Teacher:
Sign:
Date:

II

Go bala

Sekeletsa dilo tse di tshwanang ka mmala le pente e e mo lebokosong la ntlha.











Mebala

Thala mola go golaganya diaparo tsa mmala o o tshwanang.

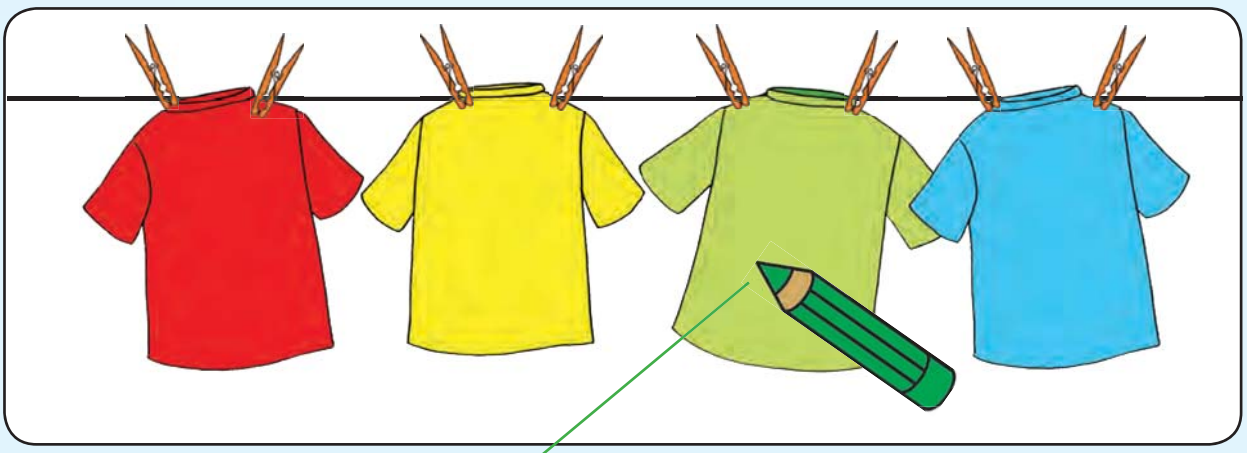



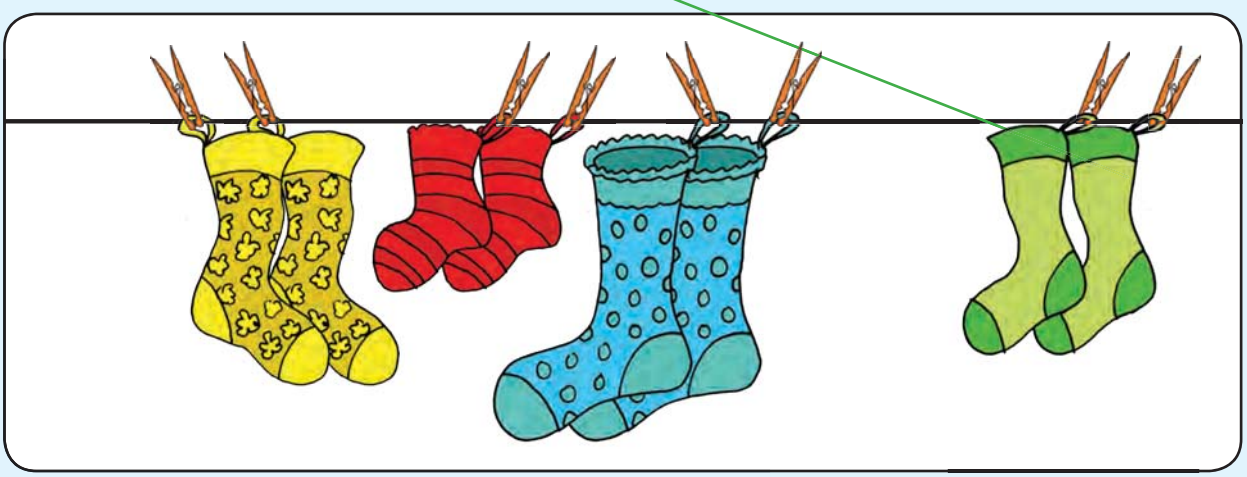

Teacher:
Sign:

Date:

11 12 13 14 15 16 17 18 19 20



Maemo

Sekeletsa phologolo e e mo boemong jo bo mo thulaganyong e e fa tlase. Re go diretse ya ntlha gore o bone.



Sekeletsa dipholologolo tse di mo boemong jo bo mo thulaganyong e e fa tlase.



Sekeletsa dipholologolo tse di mo boemong jo bo mo thulaganyong e e fa tlase.



Sekeletsa dipholologolo tse di mo boemong jo bo mo thulaganyong e e fa tlase.



Nako

Lebelela ditshwantsho mme o bue gore ke eng se se tsaya nako e telele (✓) le gore ke eng se se tsayang nako e khutshwane (✗). (✓) Tshwaya se se tsayang nako e telele. Thala sekere mo go se se tsayang nako e khutshwane (✗).



Go ya sekolong ka maoto.



Go ya sekolong ka bese.



Go dira borothopate.



Go baka kuku.



Go bereka mo sekolong.



Go tshameka motshameko wa kgwele ya dinao.



Go penta ntlo.



Go penta setshwantsho.

Teacher:
Sign:
Date:

11 12 13 14 15 16 17 18 19 20



Go tlhama dipalo

Ikatise go kwala dipalo tse.



1 ngwe

1 1 1



2 pedi

2 2



3 tharo

3 3



4 ne

4 4



5 tlhano

5 5



Diphethene

Feleletsa go thala diphethene mo godimo ga leruarua.
Gatisa maronthorontho.





Teacher:
Sign:

Date:

11 12 13 14 15 16 17 18 19 20

Nngwe



Bala dilo tse di mo setshwantshong. Gatisa mafoko.

Notshe e le nngwe

Mosetsana a le mongwe

Mokgoro o le mongwe

Bolo o le mongwe







Gatisa palo.



Golaganya ditshwantsho.

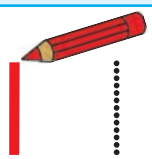









Khalara e le 1 mo bolokong bongwe le bongwe.

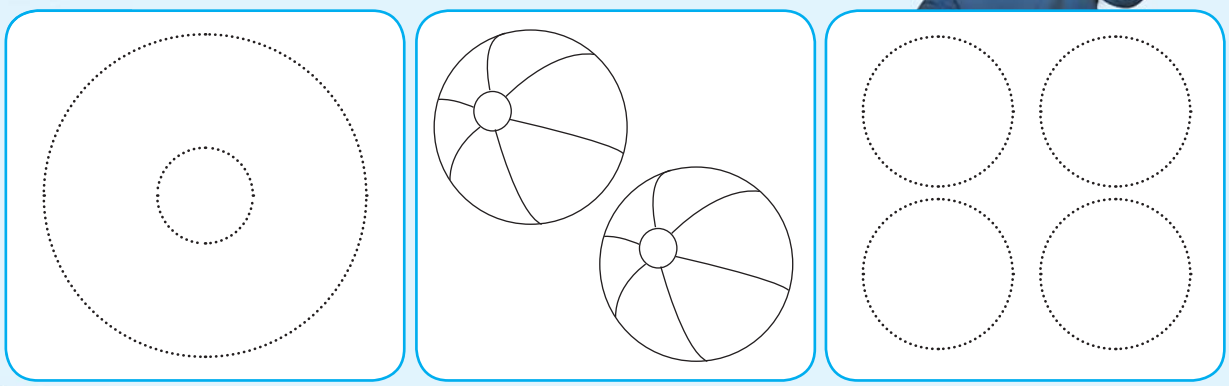

Thala di le 2 gape.

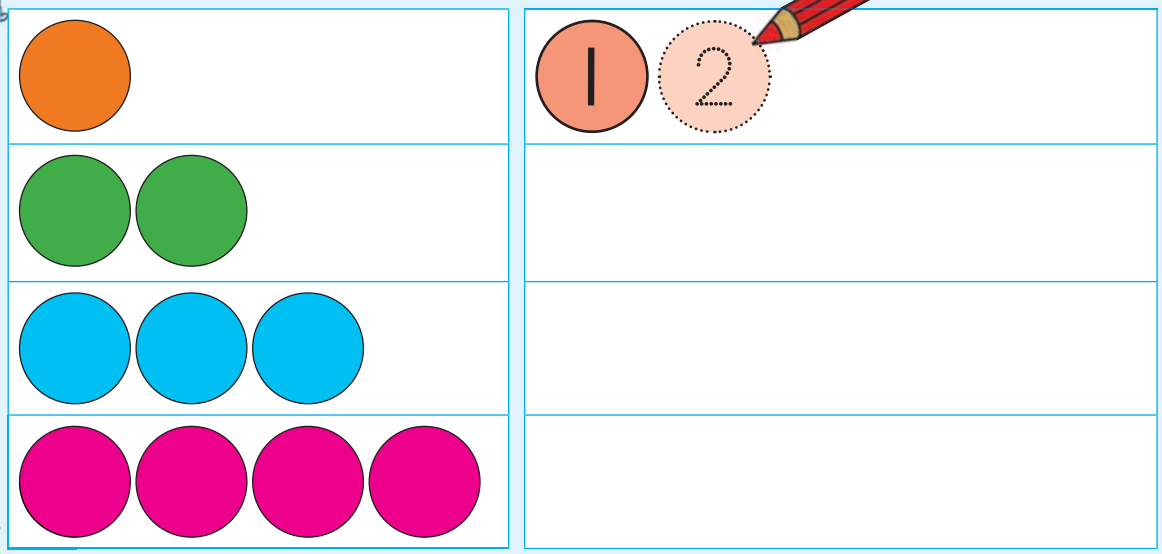

Ikatise go kwala palo.

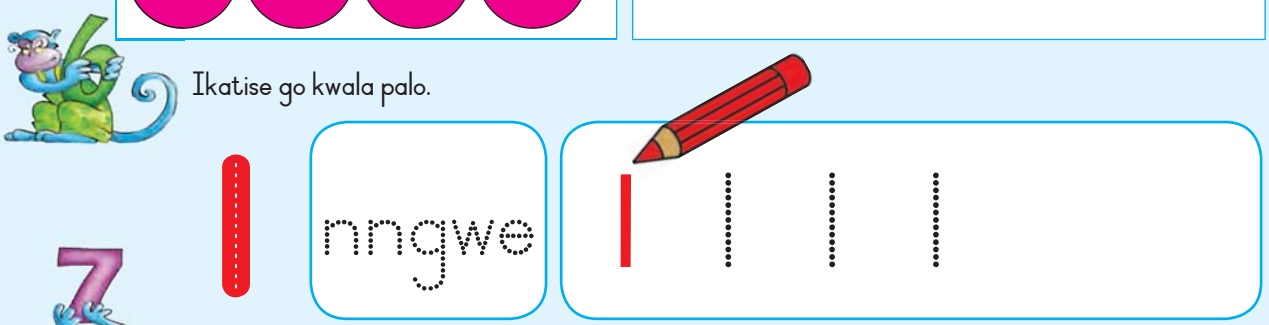

Khalara didiko fa o ntse o bala.

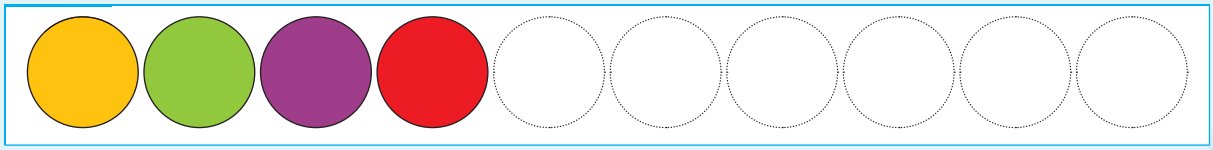

Teacher:
Sign:

Date:

11 12 13 14 15 16 17 18 19 20

Pedi

Bala dilo tse di mo setshwantshong. Gatisa mafoko.

Ditlhare tse pedi

Basimane ba babedi

Dikhaete tse pedi

Dintšwa tse pedi



2

Gatisa palo.

2 2 2
2 2 2
2 2 2
2 2 2
2 2 2
2 2 2
2 2 2

Golaganya ditshwantsho.







2

2











Khalara e le I mo bolokong bongwe le bongwe.

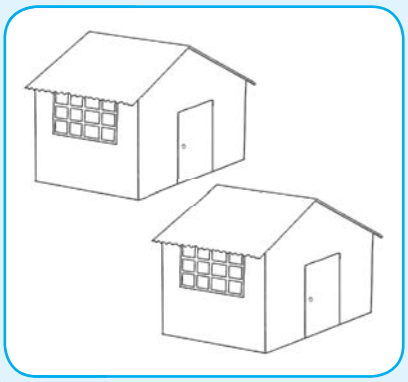





Thala e le I gape.



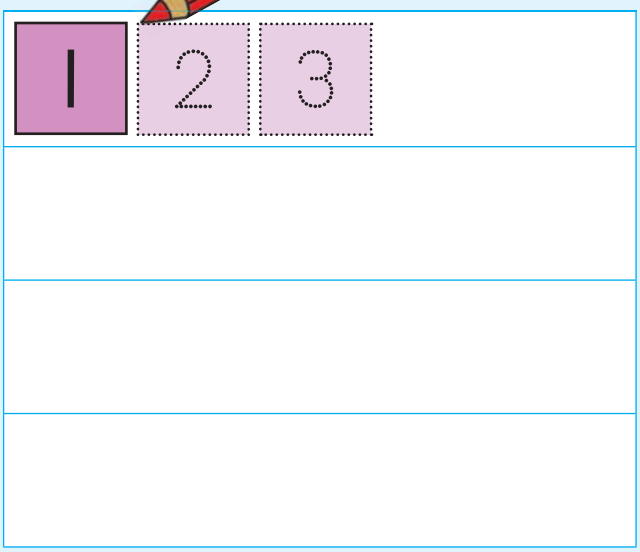

Ikatise go kwala palo.

2 pedi

2 2 2 2

Khalara didiko fa o ntse o bala.

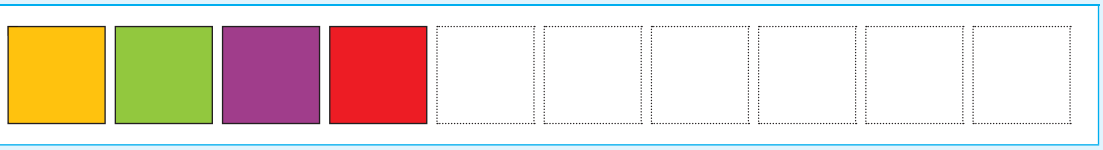

Teacher:
Sign:
Date:

11 12 13 14 15 16 17 18 19 20

Tharo



Bala dilo tse di mo setshwantshong. Gatisa mafoko.

Dipidipidi di le tharo

Dikgopa di le tharo

Maboloma a le mararo

Diboko di le tharo







Gatisa palo.



Golaganya ditshwantsho.





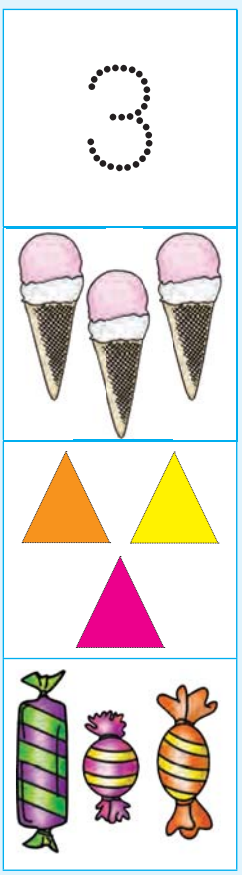



Khalara di le 3 mo bolokong bongwe le bongwe.





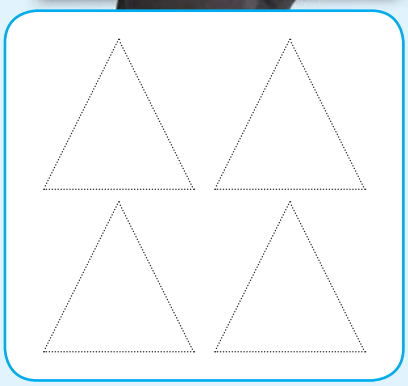

Thala di le 3 gape

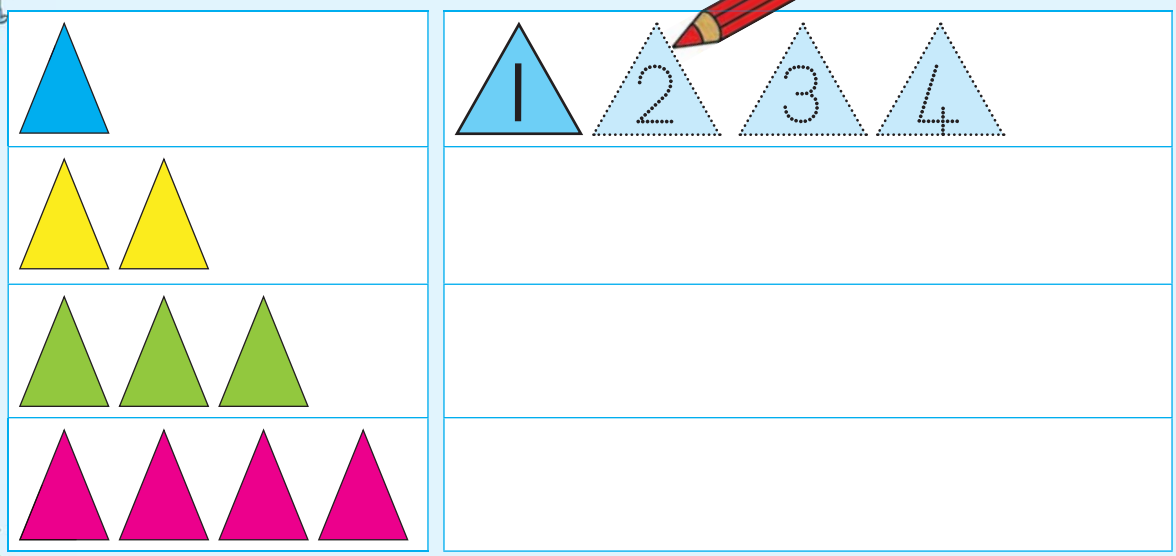

Ikatise go kwala palo.

3

thara

3 3 3 3

Khalara dikhutlotharo fa o ntse o bala..

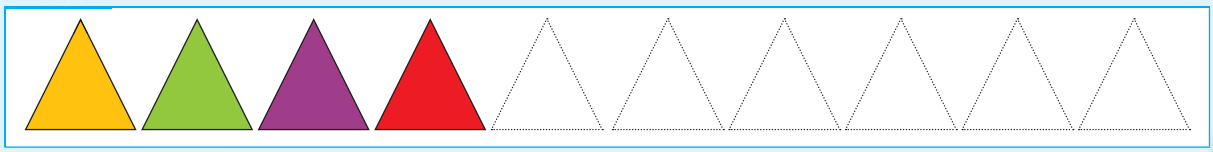

Teacher:
Sign:
Date:

11 12 13 14 15 16 17 18 19 20



Nne



Bala dilo tse di mo setshwantshong. Gatisa mafoko.

Dikatse di le nne

Ditshoswane di le nne

Matlhare a le mane

Dikhukhwane di le nne



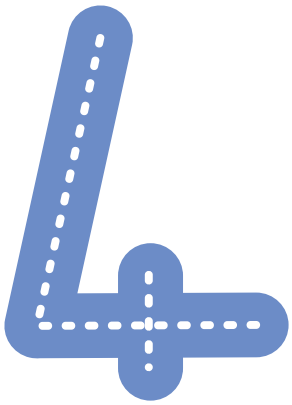



Gatisa palo.



Golaganya ditshwantsho.





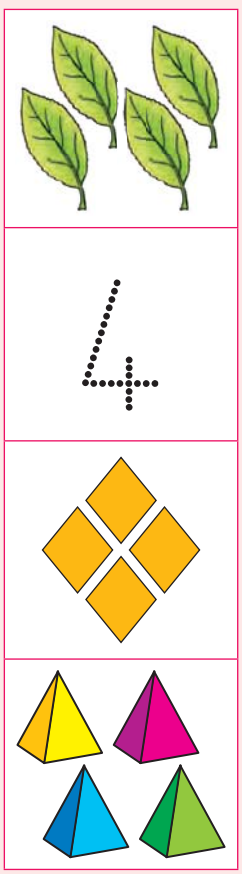



Khalara di le 4 mo bolokong bongwe le bongwe.

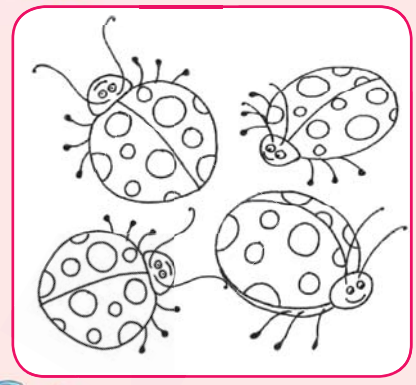





Thala di le 4 gape.



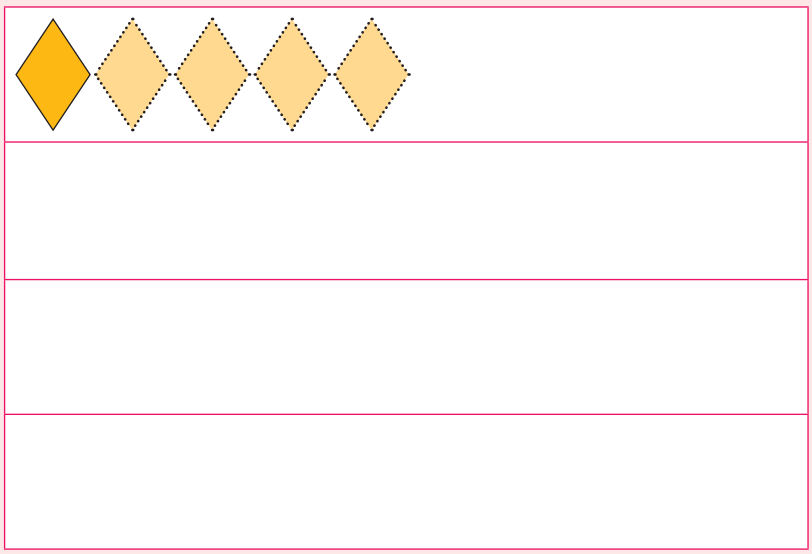

Ikatise go kwala palo.

4

nne

4 4 4 4

Khalara ditaemane fa o ntse o bala.

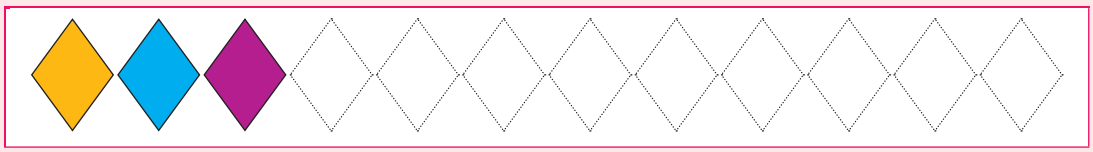

Teacher:
Sign:

Date:

11 12 13 14 15 16 17 18 19 20

Tlhano



Bala dilo tse di mo setshwantshong. Gatisa mafoko.

Dithedibera di le tlhano

Dimonamone di le tlhano

Dinaledi di le tlhano

Methaladi e le metlhano



5



Gatisa palo.



Golaganya ditshwantsho.

5 5 5

5 5 5

5 5 5

5 5 5

5 5 5

5 5 5





5

1 2 3 4 5 6 7 8 9 10



Khalara di le 5 mo bolokong bongwe le bongwe.



Thala di le 5 gape.

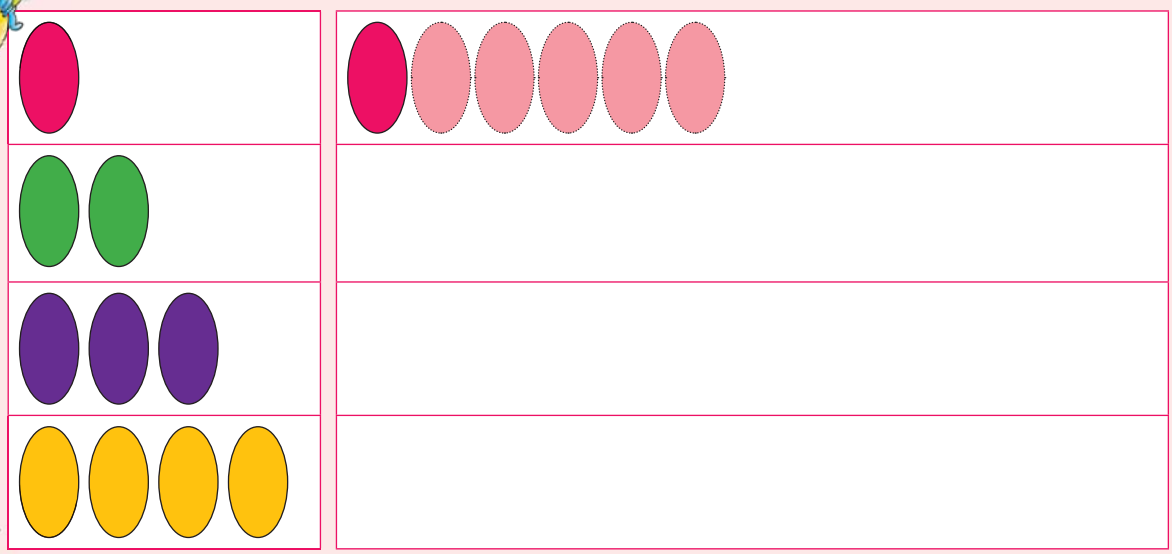

Ikatise go kwala palo.

5 tlhano

5 5 5 5



Diphethene

Thala mola go golaganya mabokoso a a nang le dilo tse di lekanang ka palo mo go ona.





Khalara go ya ka palo

Khalara folaga e. Palo nngwe le nngwe e go bolelela gore o dirise mmala ofe.

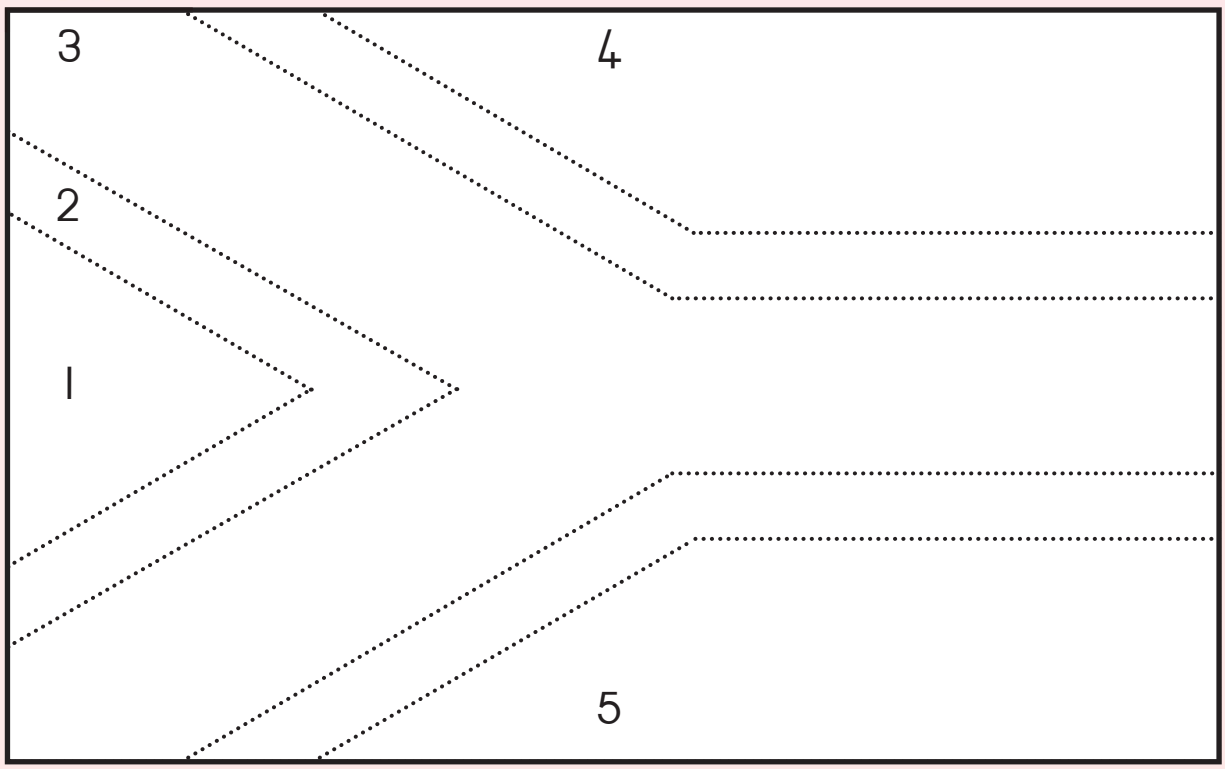



1	=	
2	=	
3	=	
4	=	
5	=	

Teacher:
Sign:

Date:



Dipalo

Ikatise go kwala dipalo tse.

1 2 3 4 5



Sekeletsa palo e e nepagetseng.

	1	2	3	4	5	6	7
	1	2	3	4	5	6	7
	1	2	3	4	5	6	7
	1	2	3	4	5	6	7
	1	2	3	4	5	6	7



Kwala maina le dipalo.

	1	ngwe
	2	pedi
	3	thano
	4	ne
	5	thano



Teacher:
Sign:

Date:

Go ithuta ka ga mmele

Dira se bana ba, ba se dirang. Golaganya setshwantsho se se tshwanang le se se mo lebokosong la ntlha la thulaganyo nngwe le nngwe.



1 2 3 4 5 6 7 8 9 10

Dibolo le mabokoso

Ke efe e e tshwanang le mabokoso?
Ke efe e e tshwanang le dibolo?
Ke efe e e ka kgokologang mme ke efe e e ka relelang?





















Teacher:
Sign:
Date:

11 12 13 14 15 16 17 18 19 20

Bontsi kgotsa bonnye

Mo moleng o mongwe le o mongwe, tshwaya lebokoso le le nang le dilo tse dintsi, ka X.

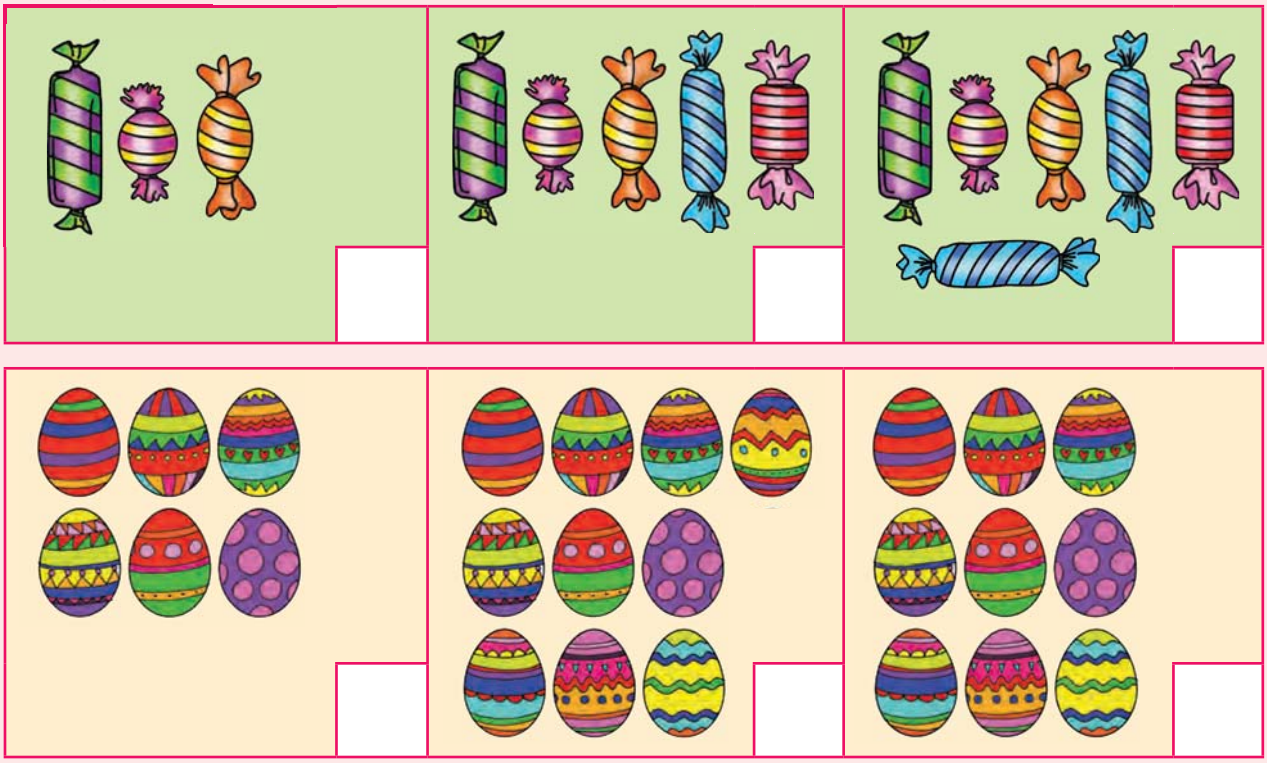

Jaanong, mo moleng o mongwe le o mongwe, tshwaya lebokoso le le nang le dilo tse dinnye, ka X .

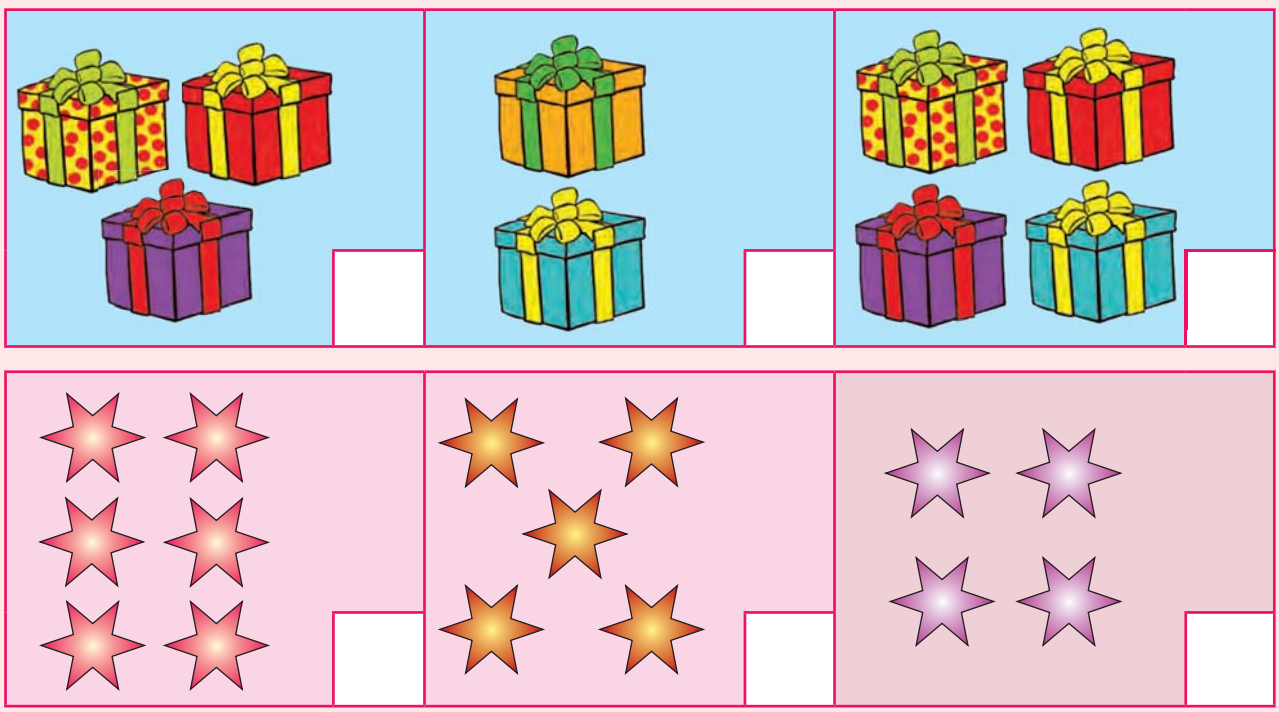





Go tlhakanya mo molapalong

Tlhakanya le e nngwe gape mme o kwale palo.

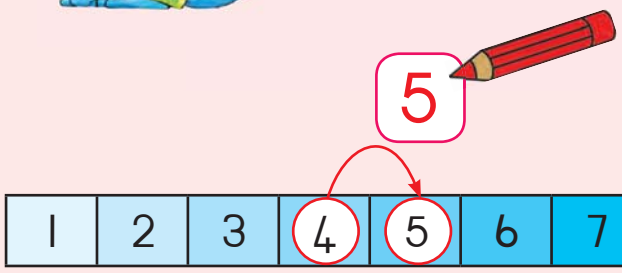

4 + 1 = 5

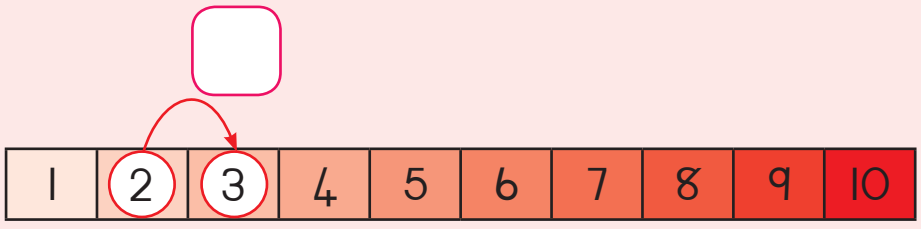

2 + 1 = ☐

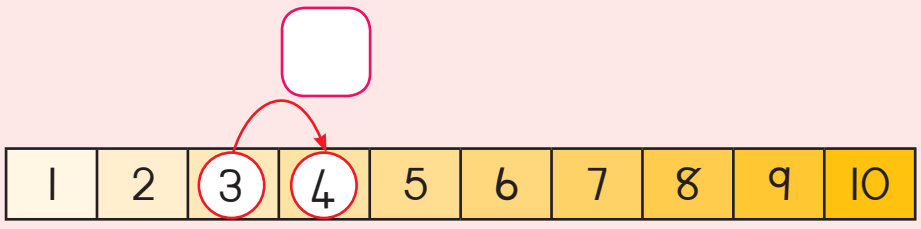

3 + 1 = ☐

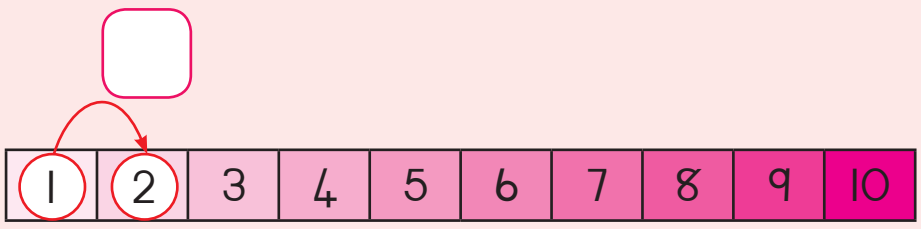

1 + 1 = ☐

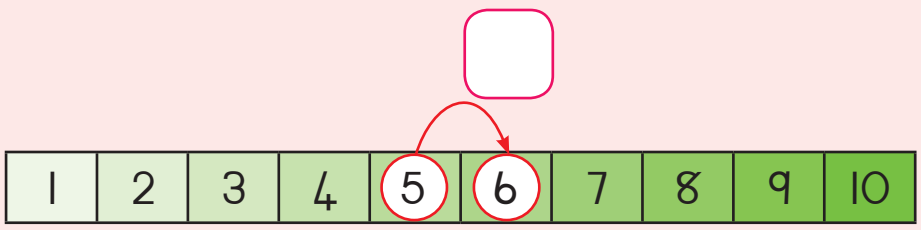

5 + 1 = ☐

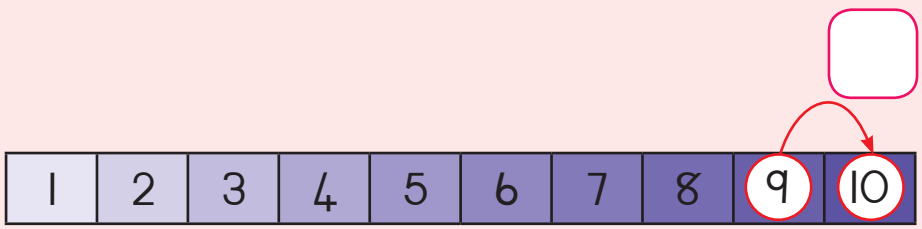

9 + 1 = ☐

Teacher:
Sign:

Date:

11 12 13 14 15 16 17 18 19 20



Go tlhakanya 1-5

Tlhakanya tse mme morago o kwale karabo.



1 + 2 = 3



2 + 2 = ...



3 + 1 = ...



1 + 3 = ...



2 + 3 = ...





Leka tse.

3 + 2 =	5	5 − 3 =	
1 + 3 =	4	4 − 1 =	
2 + 2 =		4 − 2 =	
2 + 1 =		3 − 2 =	
1 + 4 =		5 − 4 =	
2 + 3 =		5 − 2 =	
3 + 1 =		4 − 1 =	
5 + 0 =		5 − 0 =	
1 + 2 =		3 − 1 =	
1 + 1 =		2 − 1 =	

Teacher:
Sign:

Date:

11 12 13 14 15 16 17 18 19 20





Tlhakanya le tse pedi gape

Tlhakanya le tse pedi gape mme morago o kwale karabo.

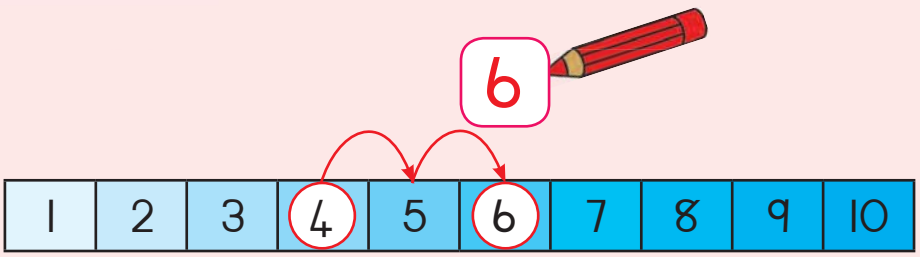

4 + 2 = 6

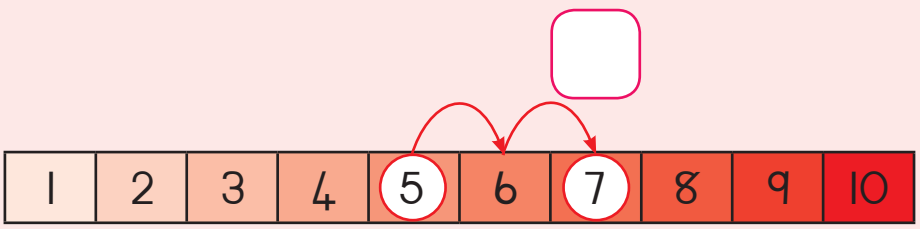

5 + 2 = ☐

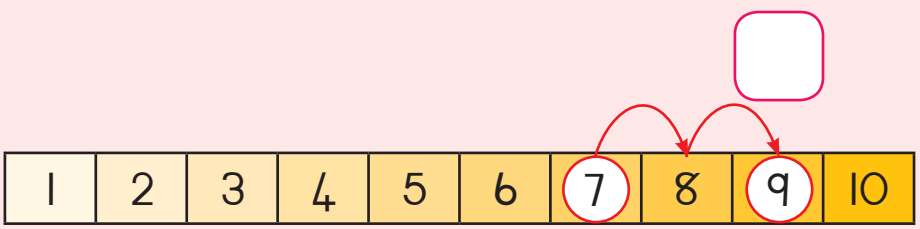

7 + 2 = ☐

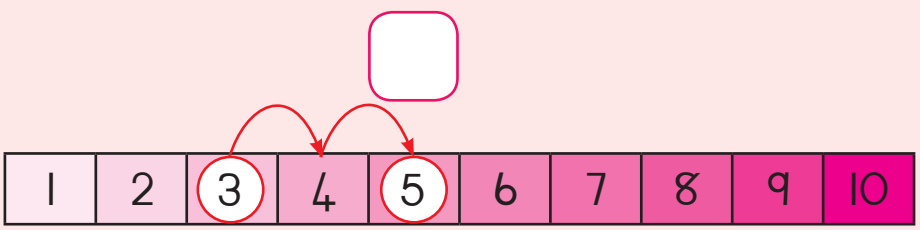

3 + 2 = ☐

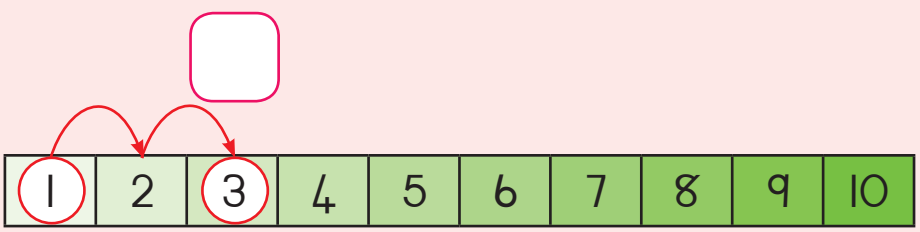

1 + 2 = ☐

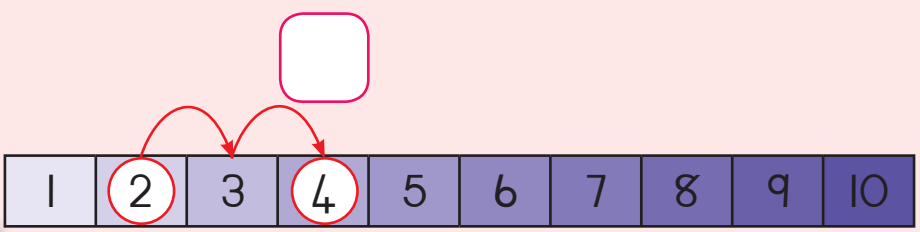

2 + 2 = ☐



Go tlhakanya

Tlhakanya tsotlhe tse mme morago o kwale karabo.



2 + 2 = 4



2 + 1 =



3 + 2 =

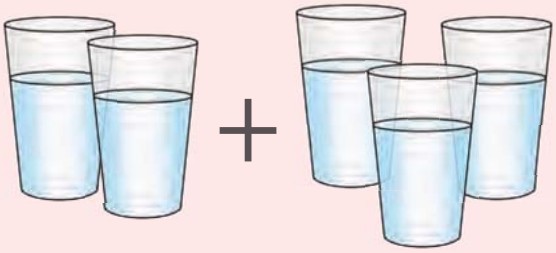

2 + 3 =



2 + 4 =

Teacher:
Sign:

Date:



Go latela eng?

Bua gore go latela eng. Se thale fa o kgona.

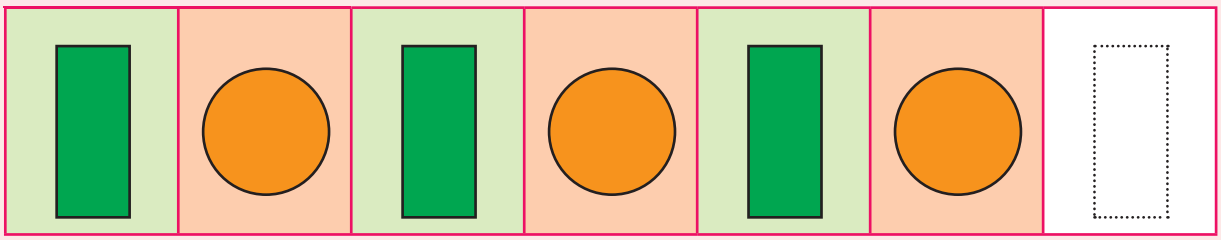

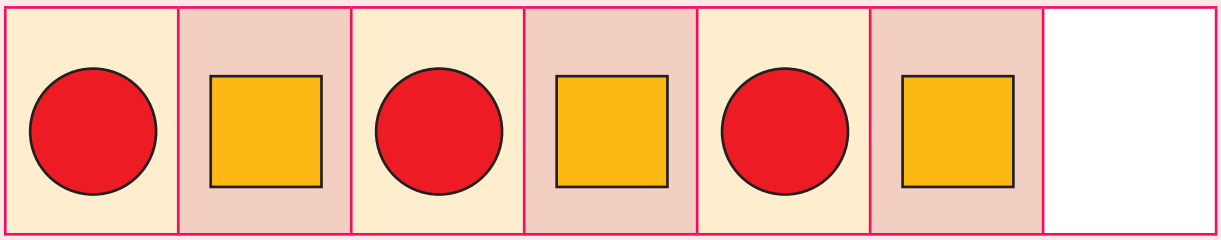





1	2	3	1	2	3	

3	4	5	3	4	5	













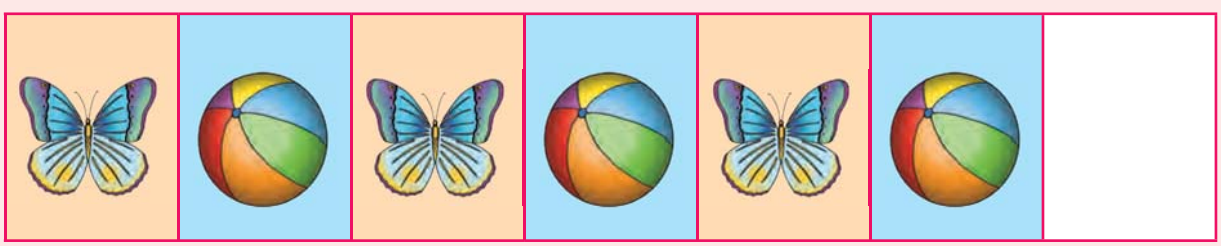

Teacher:
Sign:

Date:

11 12 13 14 15 16 17 18 19 20

Tiriso ya tshedimosetso

Thala dibopego gape mo kerafong ya ditshwantsho mme o kwale palo ya sengwe le sengwe kwa tlase.

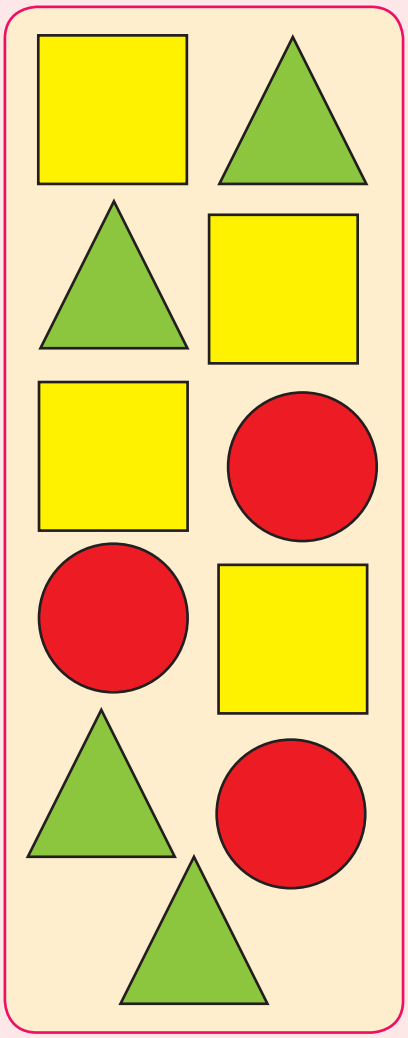

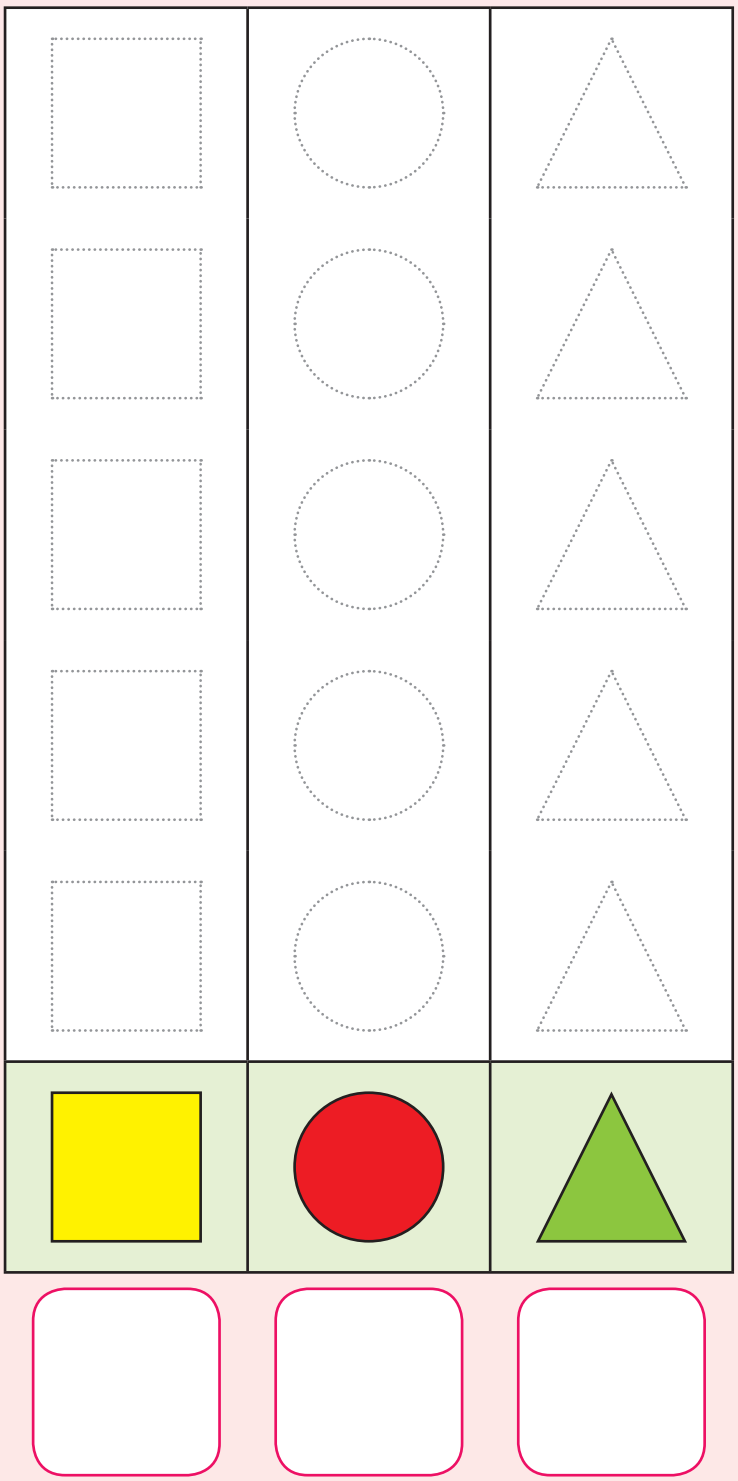

Buisa kerafo

Lebelela kerafo gape. Boloko bongwe le bongwe bo emela sebopego.

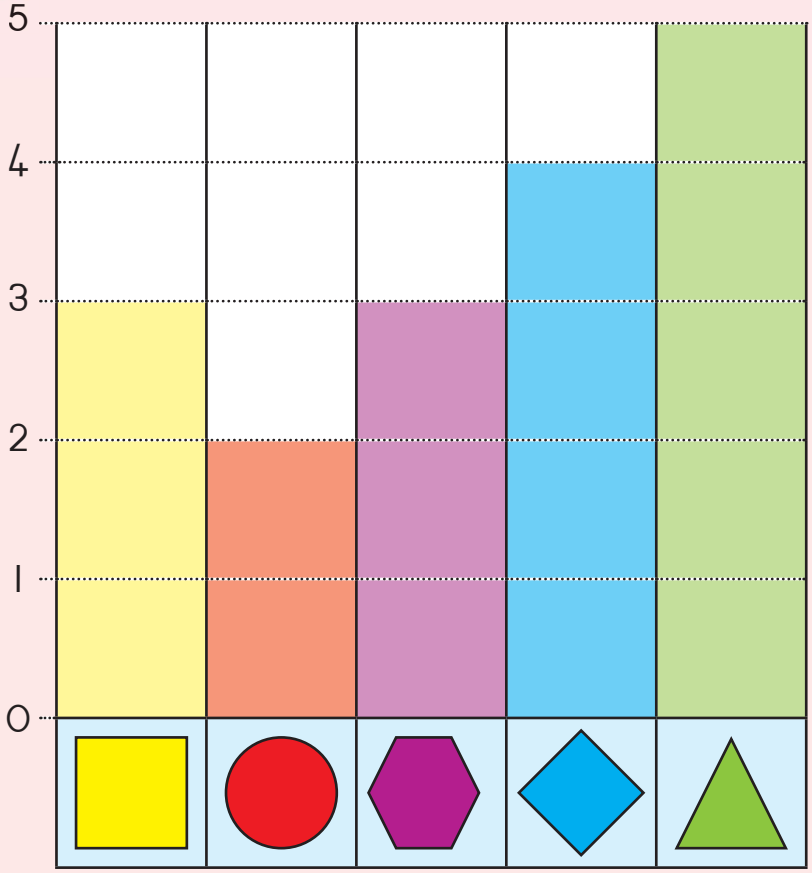

Buisa kerafo go bona gore go na le tse kae tsa sebopego sengwe le sengwe.
Thala dibopego tse di fa tlase.



Teacher:
Sign:

Date:

11 12 13 14 15 16 17 18 19 20

A re arolelaneng

Bala dinamune, dipanana le diapole mme o kwale dipalo mo dibolokong.



6 Dinamune	Dipanana	Diapole

Kgaoganya o bo o thala dinamune, dipanana le diapole ka go lekana magareng ga bana ba babedi.





Go arogana ka go lekana

Arola setlhopha se se mo lebokosong la ntlha ka pedi.
Thala ditlhopha tse pedi mo mabokosong a a farologaneng.



4	=	2	+	2



	=		+	



	=		+	



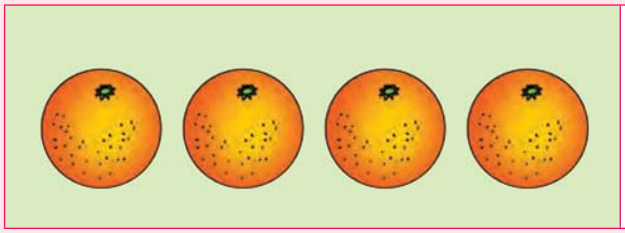





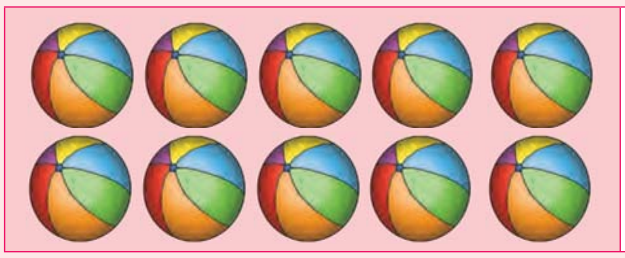

Teacher:
Sign:

Date:



Go arogana ka go lekana

Kgaoganya dibaga tse dikhibidu ka go lekana. Bala dibaga fa o ntse di khalara.

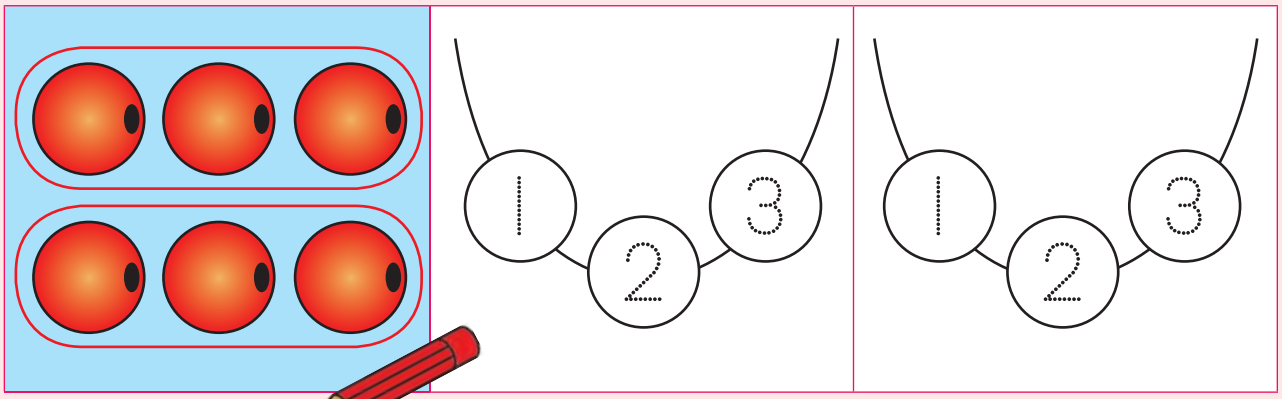

6 = 3 + 3

Aroganya dibaga ka ditlhopha di le tharo tse di lekanang.

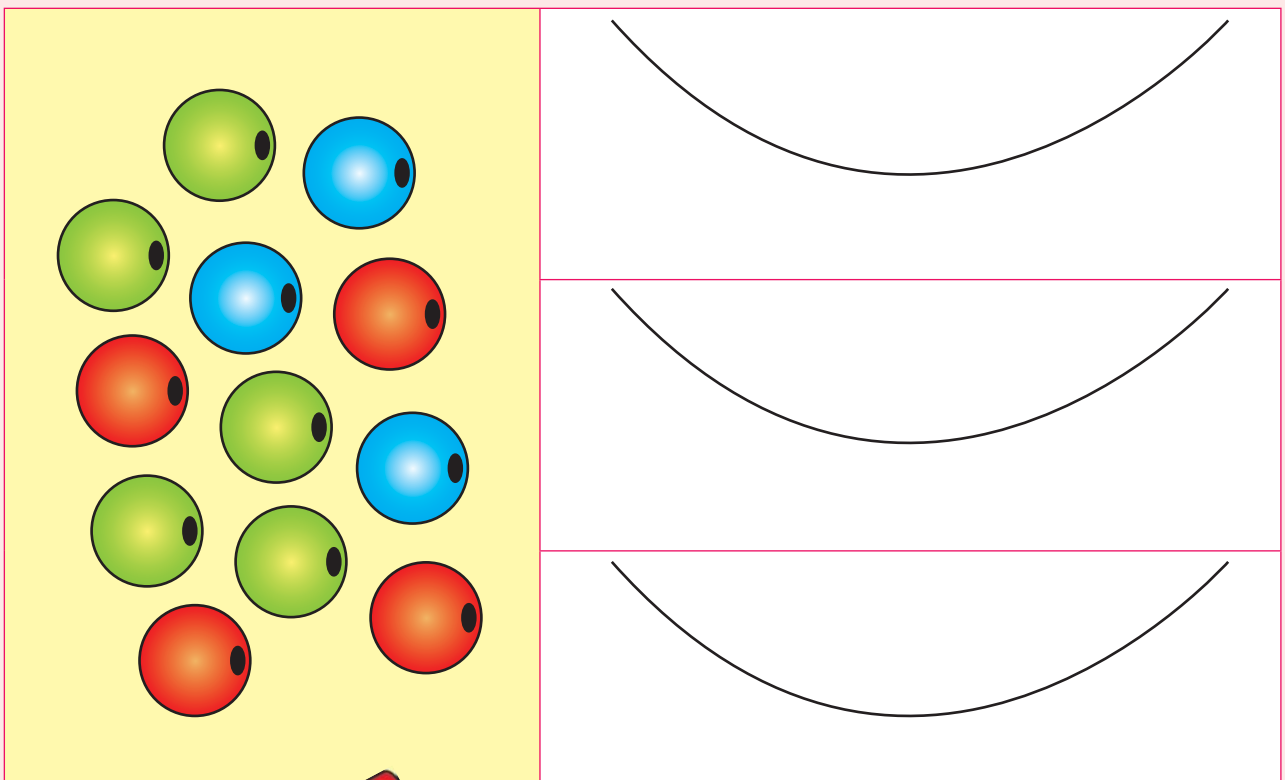

= + +

Thala dikonopo gape ka ditlhopha di le pedi tse di lekanang. Kwala dipalelo.



=

+

Kgaoganya dimmabole di le 10 magareng ga bana ba ba 2 mme morago o arabe dipotso.

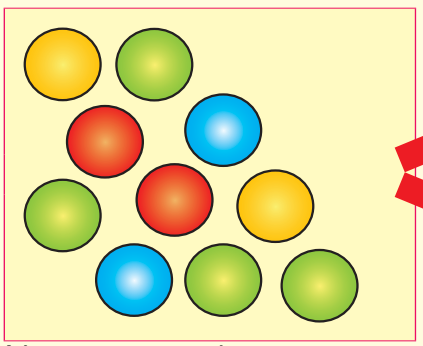

Ngwana mongwe le mongwe

O amogetse tse kae?

Go setse tse kae?

Kgaoganya dimmabole di le 11 magareng ga bana ba le 2 mme morago o arabe dipotso.

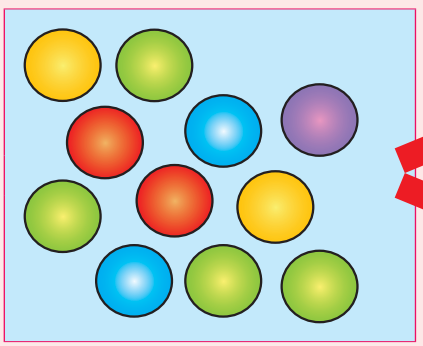

Ngwana mongwe le mongwe o amogetse tse kae?

Go setse tse kae?

Teacher:
Sign:

Date:

11 12 13 14 15 16 17 18 19 20

Go arogana ka go lekana

Sekeletsa maungo le diphologolo gore o kgone go di kgaoganya ka go lekana.



Kgabo nngwe le nngwe e amogetse dipanana di le kae?

4



Mmutlanyana mongwe le mongwe o amogetse digwete di le kae?



Kgabo nngwe le nngwe e amogetse diapole di le kae?

A go ne go na le diapole tse di setseng morago ga go di kgaoganya ka go lekana?



Mmutlanyana mongwe le mongwe o amogetse digwete di le kae?

A go ne go na le diapole tse di setseng morago ga go di kgaoganya ka go lekana?



Go bopa ditlhopha ka masalela

Aroganya dibadi ka ditlhopha di le pedi tse di lekanang mme o thale sekere mo dibading tse di setseng.

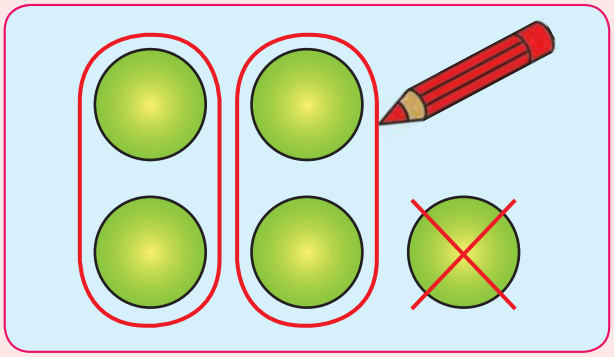

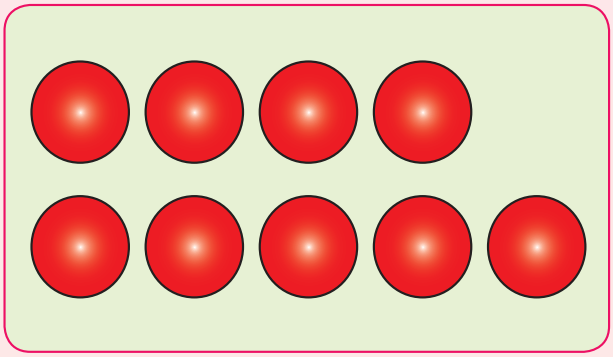



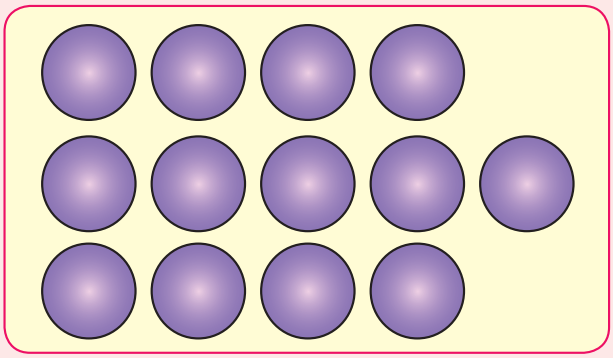

Baya dibadi ka ditlhopha di le 3 tse di lekanang mme o thale sekere mo dibading tse di setseng.

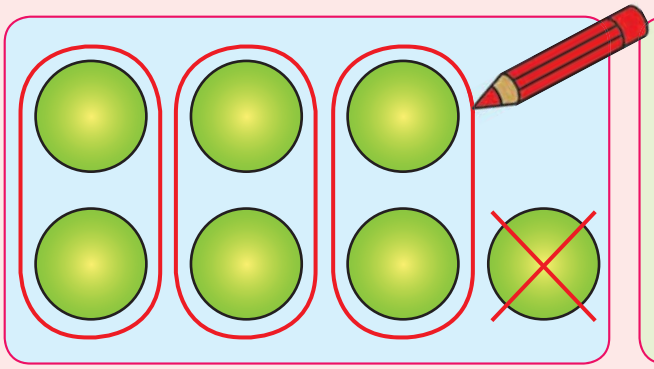

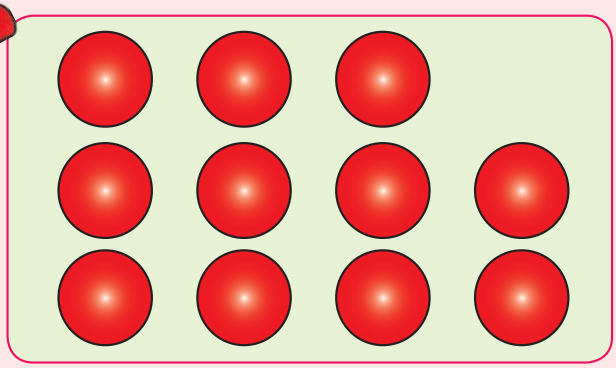



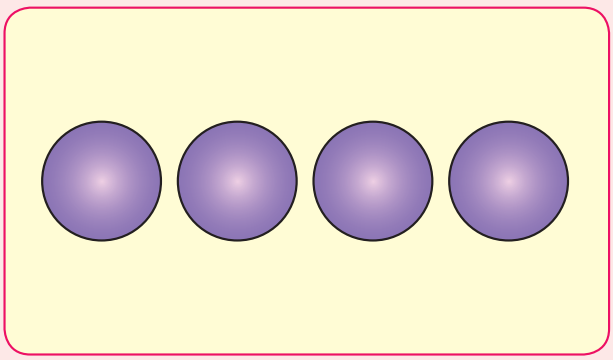

Teacher:
Sign:

Date:

11 12 13 14 15 16 17 18 19 20

Mothamo

Khalara karabo e e nepagetsseng.
Are diduti di tletse kgotsa di lolea?



lolea | tletse

lolea | tletse



lolea | tletse

lolea | tletse



lolea | tletse

lolea | tletse



lolea | tletse

lolea | tletse



lolea | tletse

lolea | tletse



lolea | tletse

lolea | tletse



lolea | tletse

lolea | tletse

lolea	tletse



Khalara galase ya bobedi gore e nne le matute a mannye go na le galase ya ntlha.



Khalara galase ya bobedi gore e nne le matute a mantsinyana go na le galase ya ntlha.



Sekeletsa bontsinyana go na le, bonnyane go na le, kgotsa lekana le.



Galase e boluu e na le | bontsinyana go na le | bonnyane go na le | lekana le | galase e khibidu.





Galase e boluu e na le | bontsinyana go na le | bonnyane go na le | lekana le | galase e khibidu.





Galase e boluu e na le | bontsinyana go na le | bonnyane go na le | lekana le | galase e khibidu.



Bontsinyana go na le

Bonnyane go na le

Teacher:
Sign:

Date:

11 12 13 14 15 16 17 18 19 20

Gaufi le kgakala

Bolela gore ke eng se se gaufi le se se kgakala.





Boleele le bokhutshwane

Sekeletsa e telele.



khutshwane telele



khutshwane telele



khutshwane telele



khutshwane telele



khutshwane telele

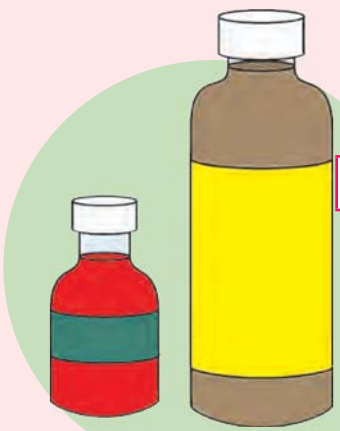

khutshwane telele



khutshwane telele

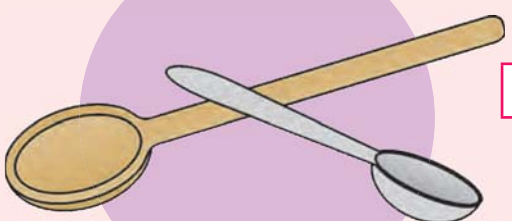

khutshwane telele

khutshwane	telele

Teacher:
Sign:
Date:

Go sala morago

Thusa diphologolo tse go bona bommaatsona.



















E kgolwane le e nnyane

Sekeletsa phologolo e kgolo ka bohibidu mme o sekeletse phologolo e nnye ka boboluu mo lebokosong lengwe le lengwe.





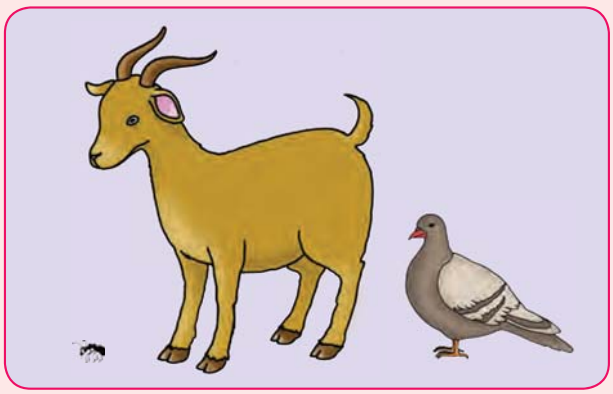





Kgolo	Nnye	Kgolokgolo	nnyennye

Teacher:
Sign:
Date:

11 12 13 14 15 16 17 18 19 20



Dibopego

Batla sebopego se se tshwanang le sebopego se se mo lebokosong la ntlha.

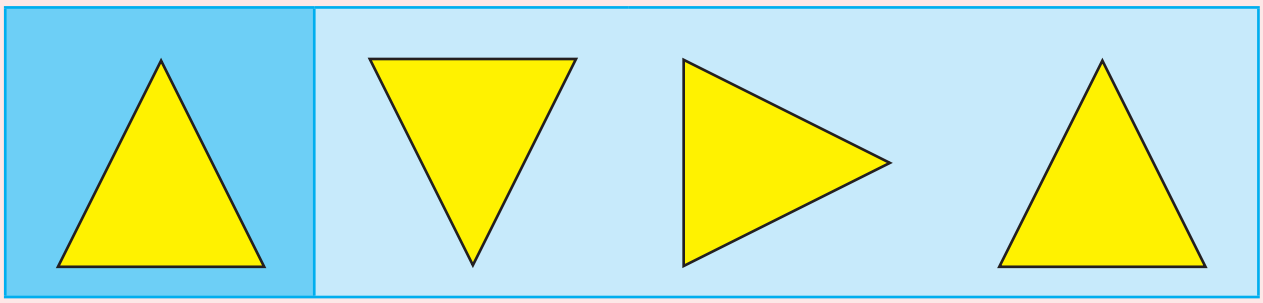

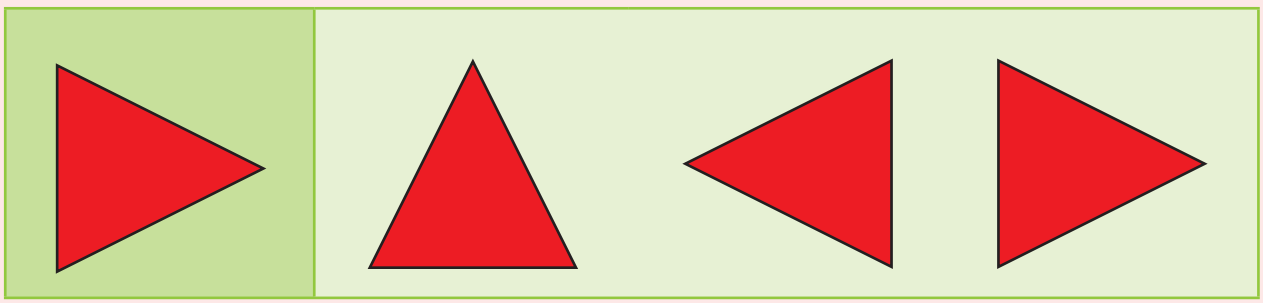

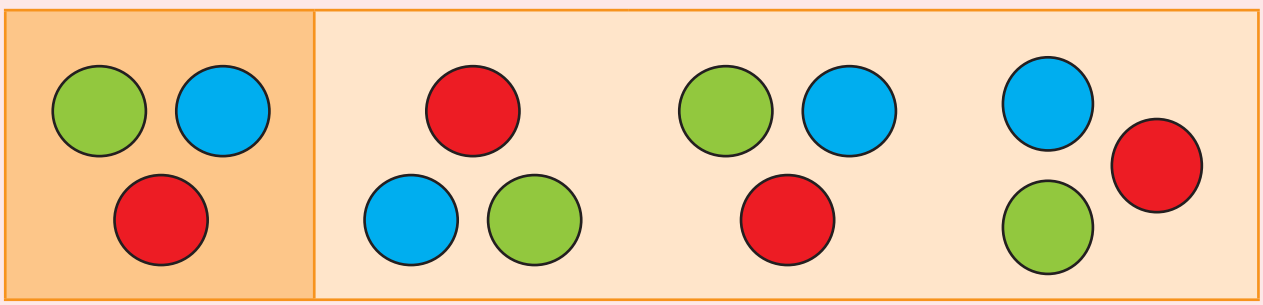









Golaganya maronthorontho go thala setshwantsho se se tshwanang le sa ntlha.

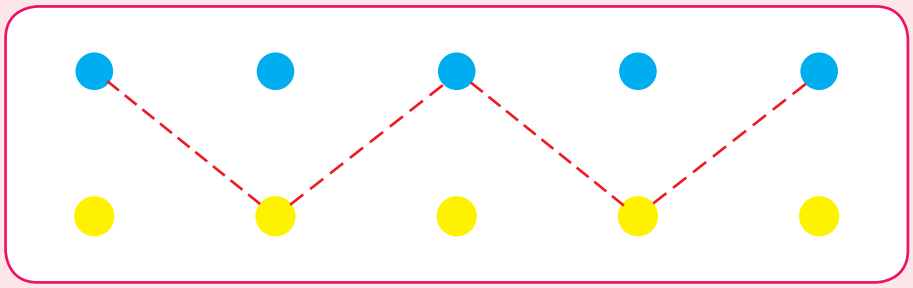



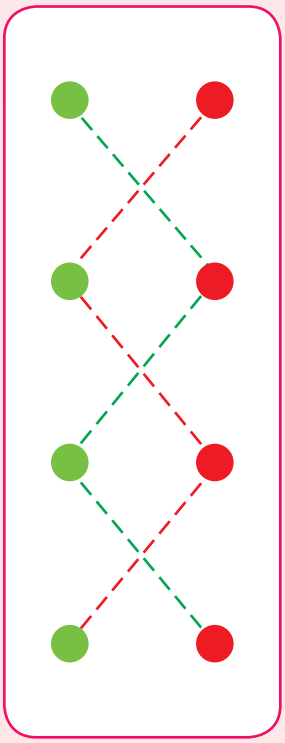

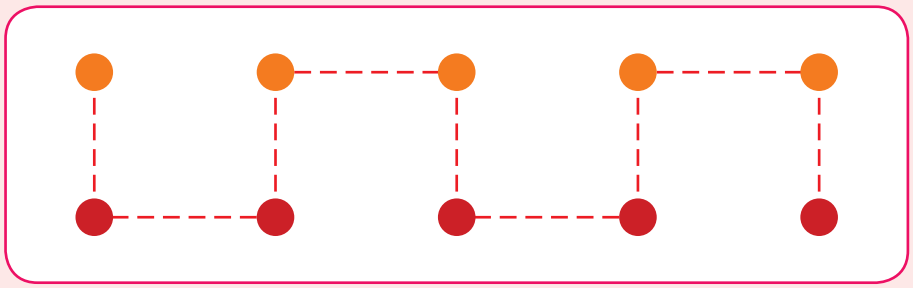







Teacher:
Sign:

Date:



11 12 13 14 15 16 17 18 19 20





Go bala

Bala dibaga mme o sekeletse palo e e nepagetseng.

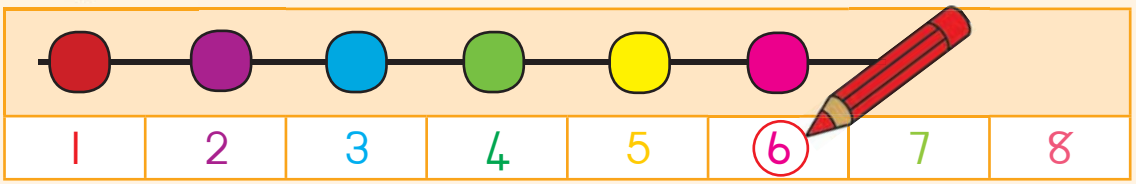

1	2	3	4	5	6	7	8

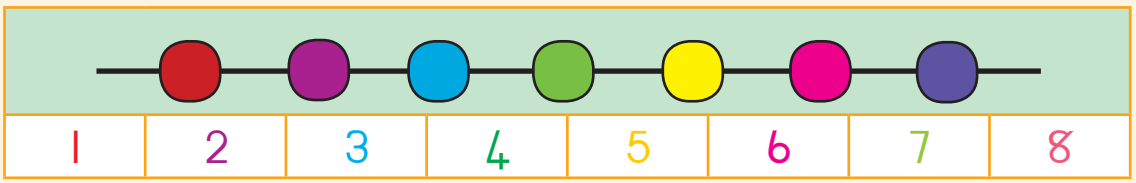

1	2	3	4	5	6	7	8

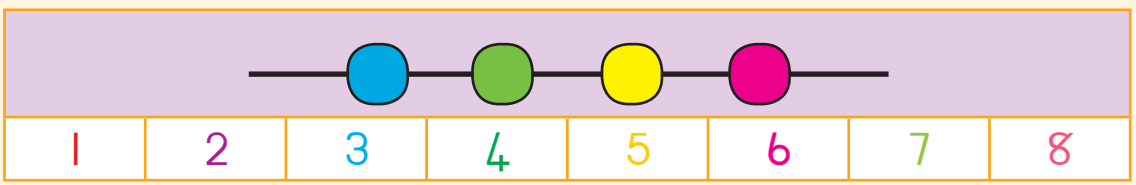

1	2	3	4	5	6	7	8

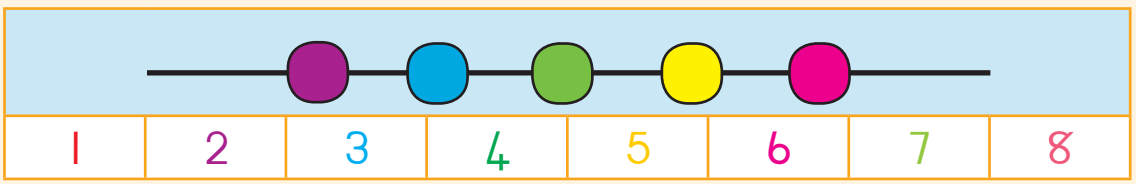

1	2	3	4	5	6	7	8

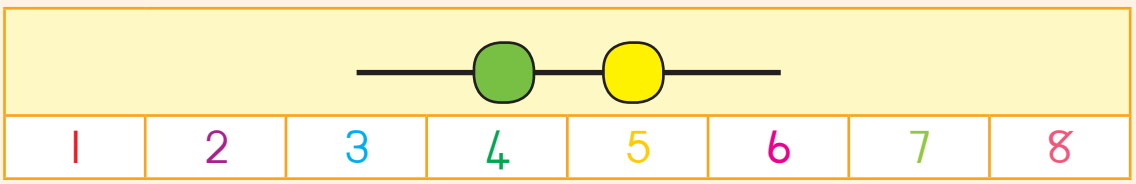

1	2	3	4	5	6	7	8

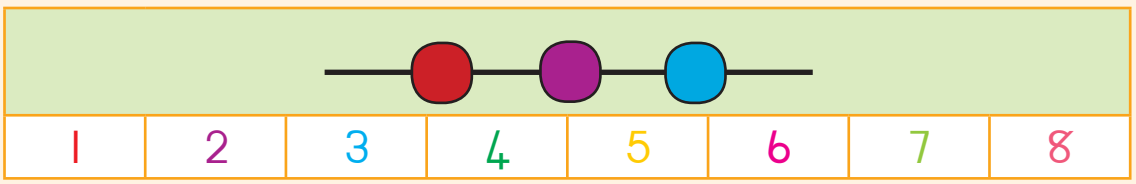

1	2	3	4	5	6	7	8

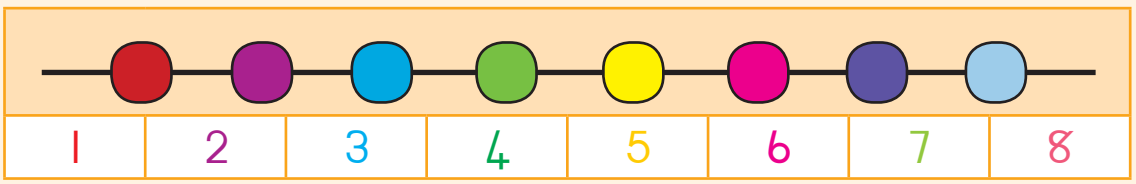

1	2	3	4	5	6	7	8





Molapalo

Tlatsa dipalo tse di tlogetsweng.

1	2	3	4	5	6	7	8	9	10
1	2	3		5	6	7	8	9	10
1	2	3			6	7	8	9	10
1	2		4	5	6		8		10
1	2	3		5	6	7			10
	2		4	5		7	8		10
1		3	4	5	6	7		9	
1									
10	9	8	7	6	5				

Teacher:
Sign:

Date:

11 12 13 14 15 16 17 18 19 20





Maina a dipalo

Kwala maina a dipalo tse.



1 | nngwe ngwe



2



3



4



5

1 2 3 4 5 6 7 8 9 10

Go tlhakanya

A re tlhakanyeng mme re kwale karabo.



1 + 1 = 2



2 + 1 = 3



3 + 1 =



4 + 1 =



2 + 3 =

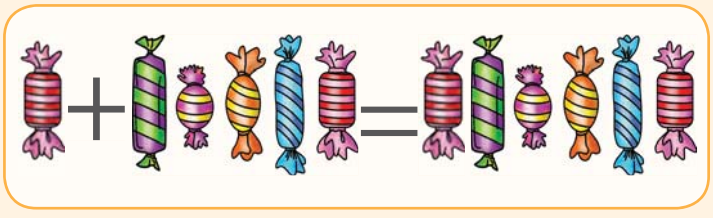

1 + 5 =



2 + 4 =

Teacher:
Sign:

Date:

11 12 13 14 15 16 17 18 19 20

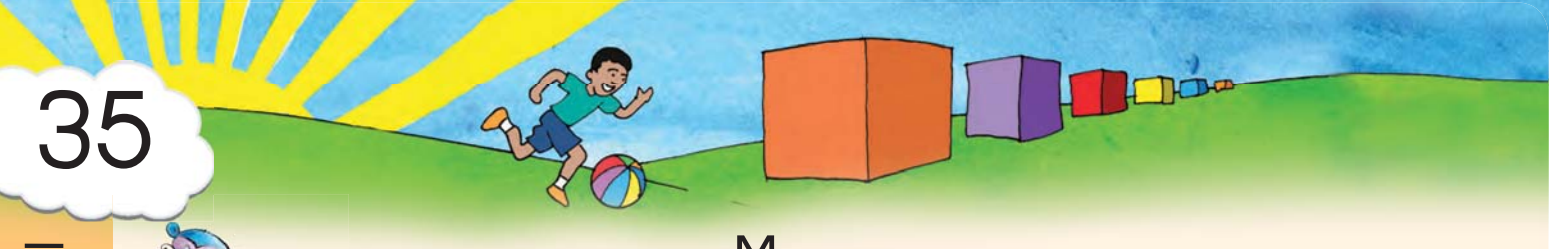



Maemo

Sekeletsa dikarabo tse di nepagetseng.



Ke phologolo efe e e kwa pele ga tlou?					
Ke phologolo efe e e kwa morago ga ntšwa?					
Ke phologolo efe e e fa gare ga pitse e tilodi le ntšwa?					
Fa ntšwa e tsamaela kwa pele e ya go thula phologolo efe?					
Fa tlou e tsamaela kwa morago e ya go thula phologolo efe?					
Ke phologolo efe e e fa gare mo moleng kana mokolokong?					
Ke phologolo efe e e leng ya ntlha mo moleng?					
Ke phologolo efe e e leng ya bofelo mo moleng?					



Matshwao le dibopego

Kopolola matshwao.

+	+
−	
×	
÷	
=	

Kopolola dibopego tse.

	
	
	
	

Teacher:
Sign:

Date:

11 12 13 14 15 16 17 18 19 20





Go bopa dibopego

Dirisa dibopego tsa gago tse di segilweng go feleletsa diphethene tse.

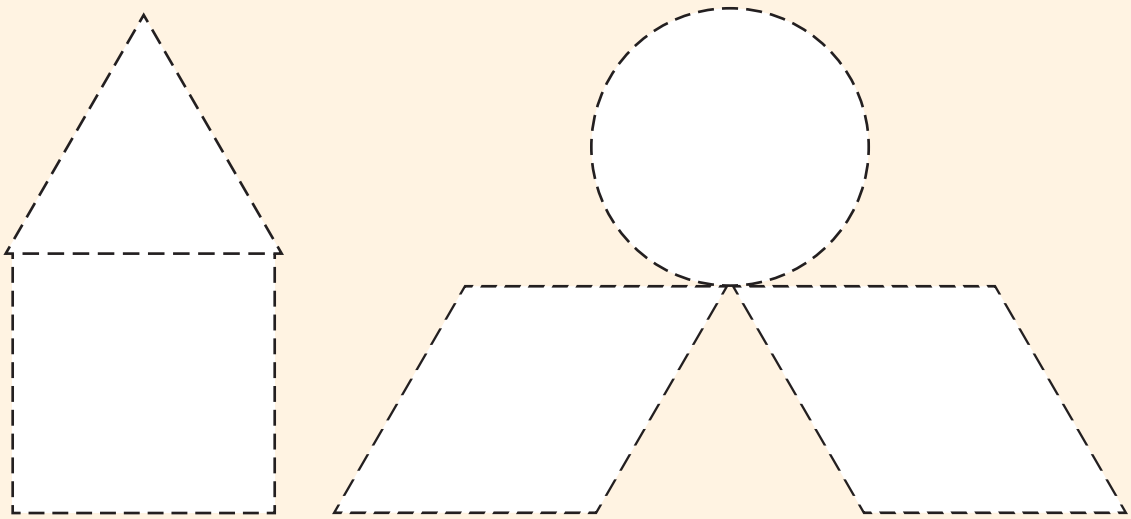



Dira lebone la pharakano. Mmala o mongwe le o mongwe o re bolelela eng?







Dirisa dibopego tsa gago tse di segilweng go feleletsa diphethene tse.

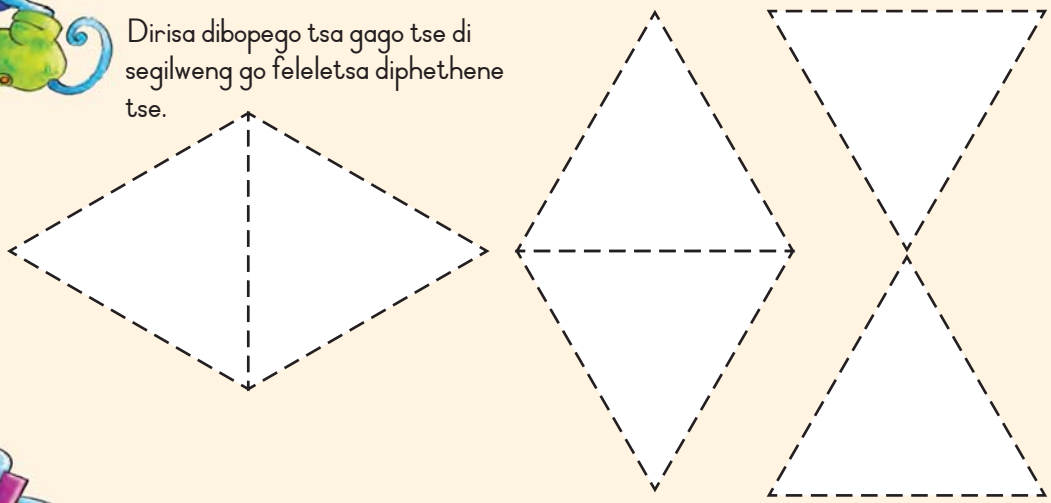



Dirisa didiko tsa gago tse di segilweng go bopa seboko se segolo. Golaganya mebala.



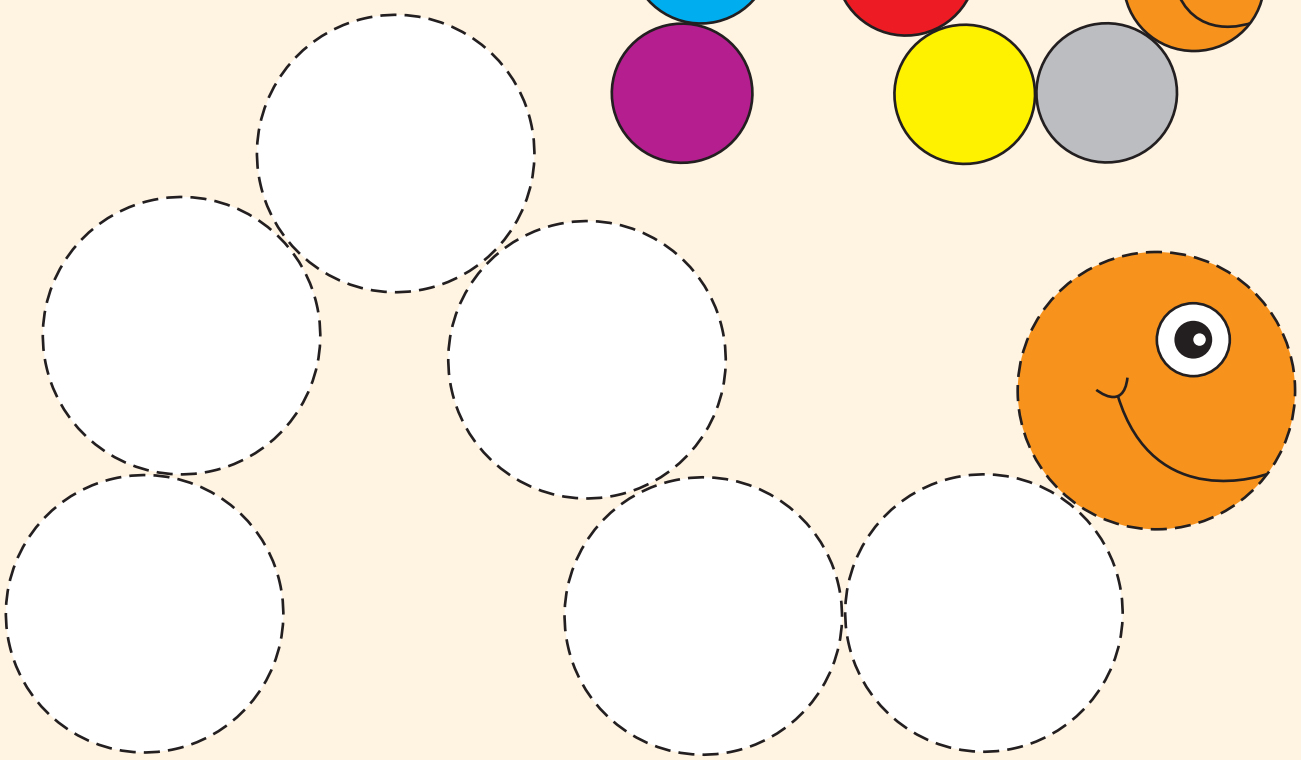

Teacher:
Sign:

Date:

11 12 13 14 15 16 17 18 19 20



Thataro



Dirisa dibopego tsa gago tse di segetsweng-ruri mme o beye didiko di le 6 mo bolokong.

6



Gatisa palo.

6 6 6
6 6 6
6 6 6
6 6 6
6 6 6
6 6 6



Golaganya ditshwantsho.

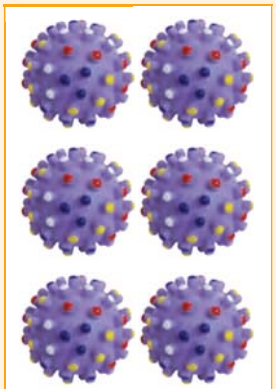

6

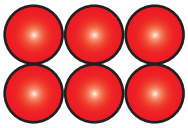

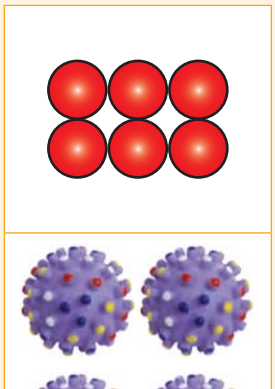

6



Khalara didiko di le **6**.

Thala tse dingwe di le **6**.

	
	
	
	

Ikatise go kwala palo.

6

thataro



6 6 6 6

Khalara didiko fa o ntse o bala.



Teacher:
Sign:

Date:

11 12 13 14 15 16 17 18 19 20

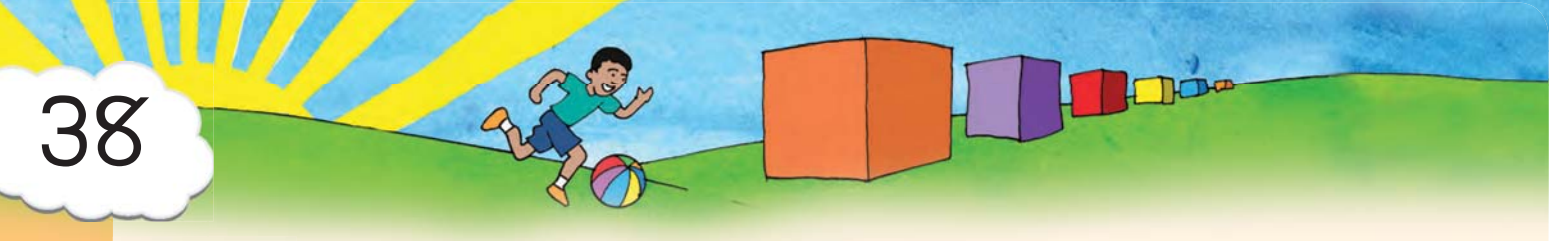



Supa

Dirisa dibopego tsa gago tse di segetsweng-ruri mme o beye dikwere di le 7 mo bolokong.

7



Gatisa palo.

7 7 7
7 7 7
7 7 7
7 7 7
7 7 7
7 7 7



Golaganya ditshwantsho.





supa

7



7

supa





Khalara dikhutlonne di le 7 le diboloko di le 7.

Thala tse dingwe di le 7.

Ikatise go kwala palo.

7

supa

7 7 7 7

Khalara dikwere fa o ntse o bala.

Teacher:
Sign:

Date:

11 12 13 14 15 16 17 18 19 20



Robedi



Dirisa dibopego tsa gago tse di segetsweng-ruri mme o beye dibopegi di le 8 mo bolokong.





Gatisa palo.





Golaganya ditshwantsho.

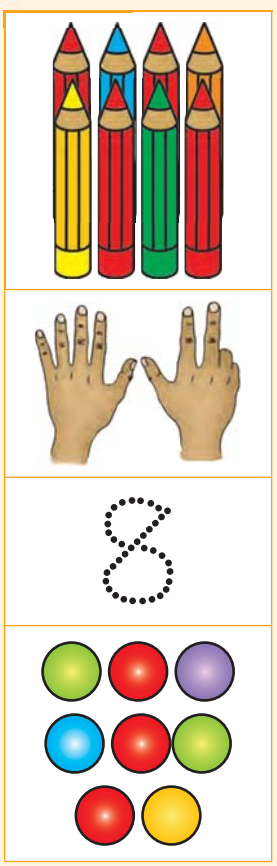

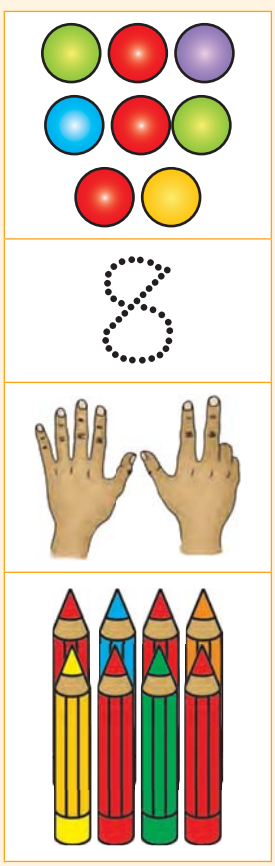



Khalara dinaledi di le 8.

Thala tse dingwe di le 8.

Ikatise go kwala palo.

8

robedi

8 8 8 8

7

Khalara didiko fa o ntse o bala.

Teacher:
Sign:

Date:

11 12 13 14 15 16 17 18 19 20



Robongwe



Thala dipelo di le robongwe mo bolokong mme o di khalare.

q



Gatisa palo.

q q q
q q q
q q q
q q q
q q q
q q q



Golaganya ditshwantsho.



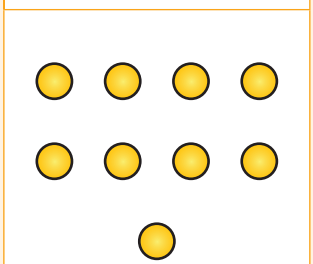

q



q



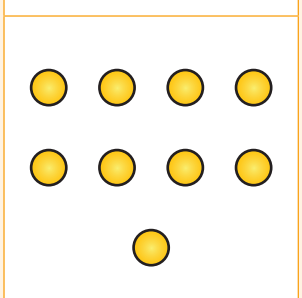



Khalara dibalunu di le robongwe.

Thala tse dingwe di le 9.

Ikatise go kwala palo.

9

robongwe

9 9 9 9

Khalara dikhutlotharo fa o ntse o bala.

Teacher:
Sign:

Date:

11 12 13 14 15 16 17 18 19 20



Lesome



Bala menwana mo matsogong a mabedi a gago.

10

1 2 3 4 5 6 7 8 9 10

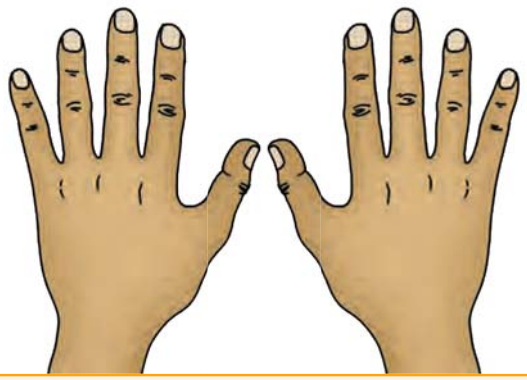



Gatisa palo.



Golaganya ditshwantsho.

10 10 10
10 10 10
10 10 10
10 10 10
10 10 10
10 10 10

10







10



10



1 2 3 4 5 6 7 8 9 10



Khalara maungo a le 10.



Thala tse dingwe di le 10.

	
	
	
	

Ikatise go kwala palo.

10 lesome

10 10 10

Khalara dikhutlonnetsepa fa o ntse o bala.

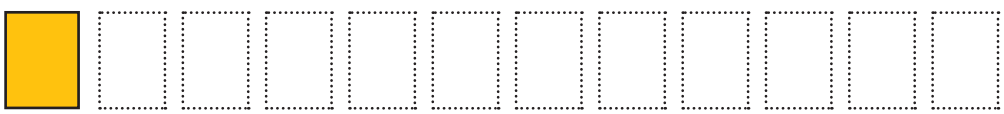

Teacher:
Sign:

Date:

11 12 13 14 15 16 17 18 19 20





Dibopego

Feleletsa dithalo tse.

khutlonne



sediko



khutlotharo

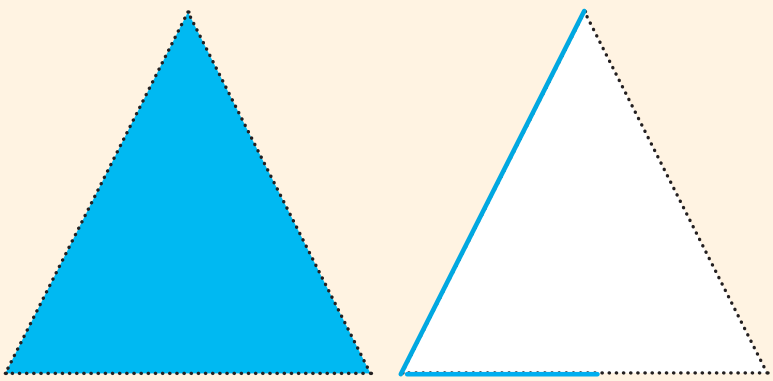

khutlonnetsepa

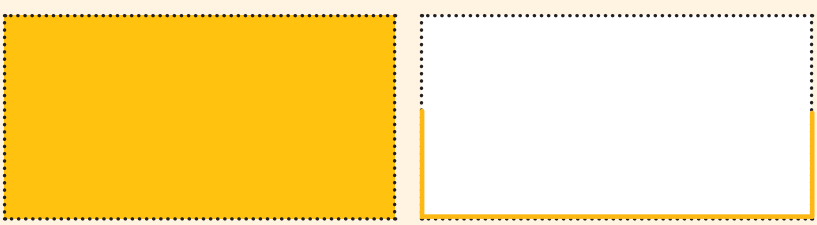

Batla dibopego

Batla dibopego tse di farologaneng mme o di bale.



	O kgona go bona dikwere (dikhutlonne) di le kae?	
	O kgona go bona didiko di le kae?	
	O kgona go bona dikhutlotharo di le kae?	
	O kgona go bona dikhutlonnetsepa di le kae?	

Teacher:
Sign:

Date:

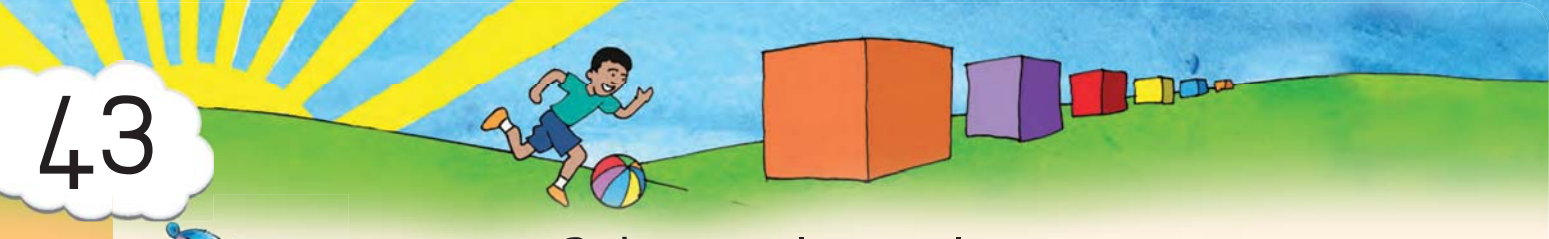



Sebopego le mmala

Khalara dibopego.

Khalara dikhutlonne ka bohibidu.

Khalara didiko ka boluu.

Khalara dikhutlotharo ka botala.

Khalara dikhube ka serolwana.

Khalara dikgolokwe ka phepole.

Khalara diporisemo ka namune.

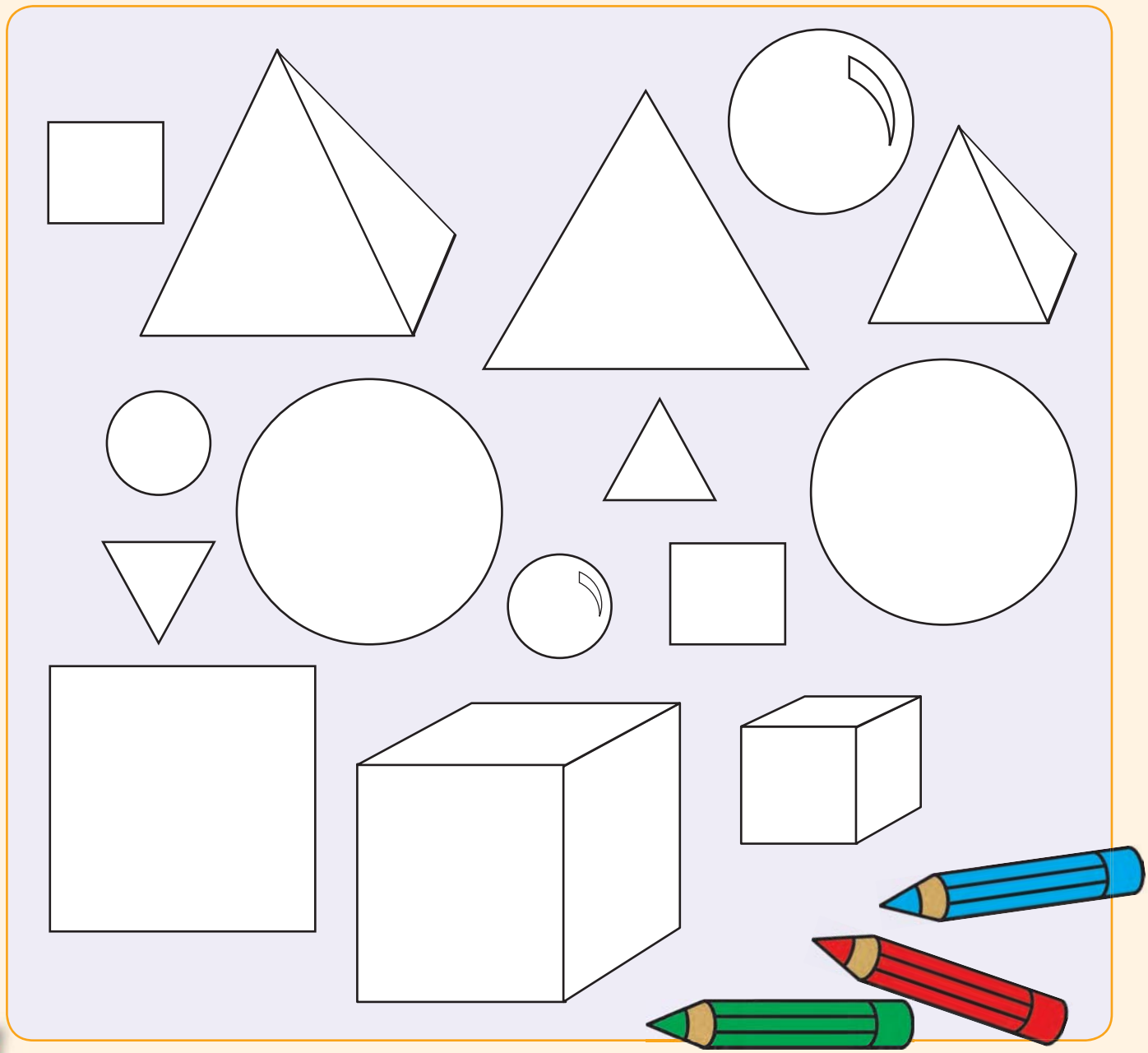

Dibopego

Sekeletsa didiko.

Sekeletsa se  ka bohibidu.

Sekeletsa se  ka boluu.

Sekeletsa se  ka botala.

Teacher:
Sign:

Date:





Go tlhakanya

A re tlhakanyeng le 2 mme re kwale karabo.

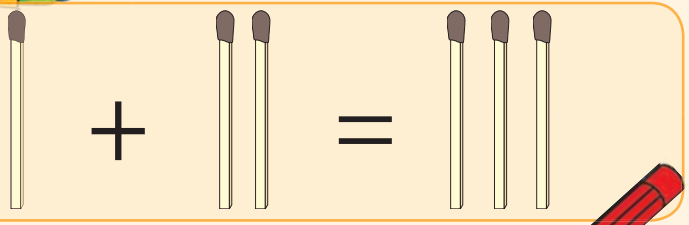

1 + 2 = 3

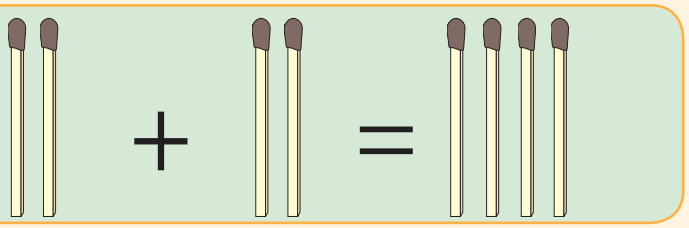

2 + 2 = ...

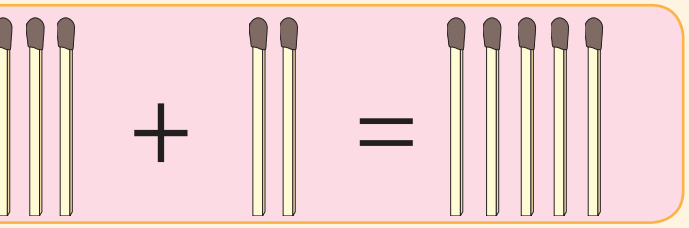

3 + 2 = ...

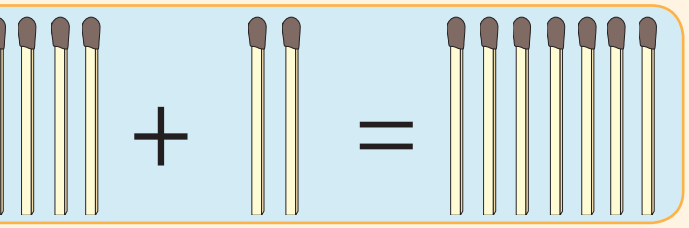

5 + 2 = ...

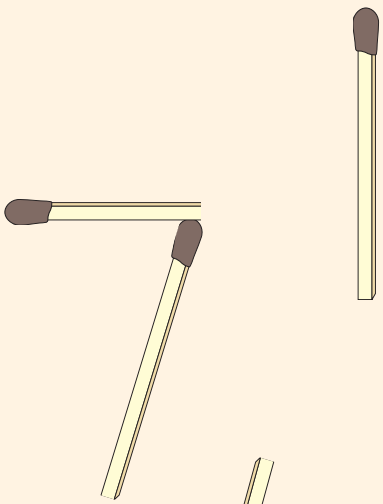

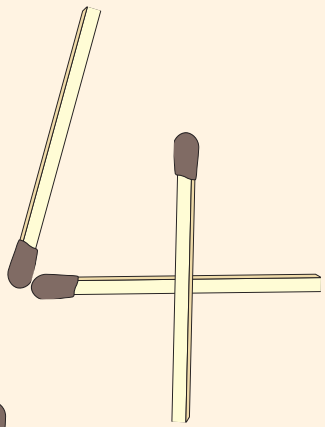



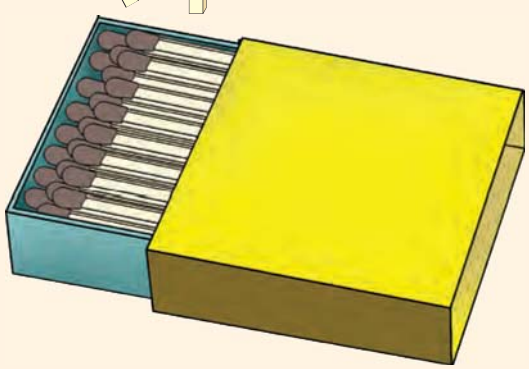



Kwalolola maina a dipalo tse.

1	nngwe	1
2	pedi	2
3	tharo	3
4	nne	4
5	tlhano	5
6	thataro	6
7	supa	7
8	robedi	8
9	robongwe	9
10	lesome	10

Teacher:
Sign:

Date:

11 12 13 14 15 16 17 18 19 20

Molema le moja



	molema	moja
Setlhare se mo go la		
Koloi e mo go la		
Ntlo se mo go la		
Nonyane e mo go la		
Sentlhaga se mo go la		

	molema	moja
Ntšwa e mo go la		
Nku e mo go la		
Mokgoro o mo go la		
Sekolo se mo go la		
Lebolomo le mo go la		



Sekeletsa seatla sa gagwe sa moja. Sekeletsa lenao la gagwe la moja. Ema jaaka mosimane mme o bontshe seatla sa gago sa moja.

Sekeletsa seatla sa gagwe sa moja. Sekeletsa lenao la gagwe la molema.Ema jaaka mosetsana mme o bontshe seatla sa gago sa molema.

Moja

Molema



Moja

Molema





Ikatise go kwala dipalo tse.



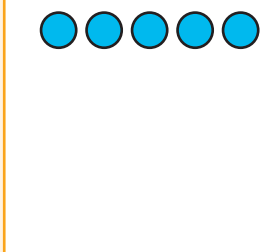



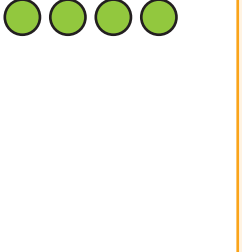

Teacher:
Sign:

Date:

11 12 13 14 15 16 17 18 19 20

Molema le moja

Ke dilo dife tse di leng ka fa letlhakoreng la gagwe la molema kgotsa la moja? Tshwaya palo e e nepagetseng.



	molema	moja
Bolo ya gagwe e mo go la		
Buka ya gagwe e mo go la		
Apole ya gagwe e mo go la		

	molema	moja
Ntšwa ya gagwe e mo go la		
Katse ya gagwe e mo go la		
Kgetsana ya gagwe e mo go la		

1 2 3 4 5 6 7 8 9 10



Dipalo tse di se yong

Kwala dipalo tse di tlogetsweng mo moleng o mongwe le o mongwe.

1	2	3		5	6	7		9	10
11		13	14	15	16		18	19	20
	22	23		25	26	27		29	
31	32		34	35	36	37		39	40
	42			45	46		48	49	



Ikatise go kwala dipalo tse.



6

thataro



7

supa



8

robedi



9

robongwe



10

lesome

Teacher:
Sign:

Date:



11 12 13 14 15 16 17 18 19 20





Go golaganya

Batla mme o sekeletse sebopego se se tshwanang le sebopego se se mo lebokosong la ntlha.





Dirisa dibopego tsa gago tse di segilweng go bopa dibopego tse.

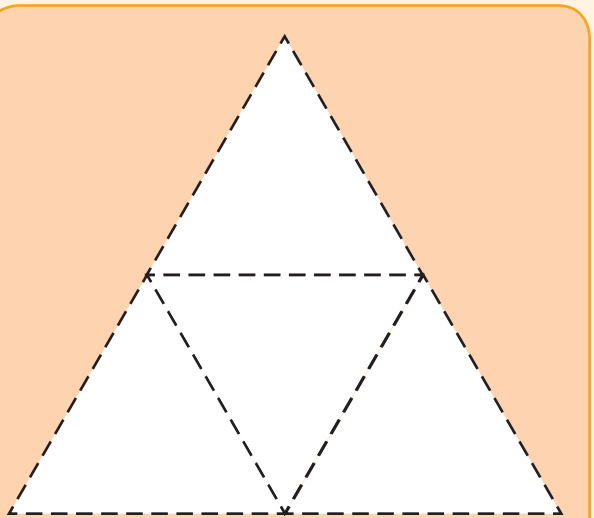

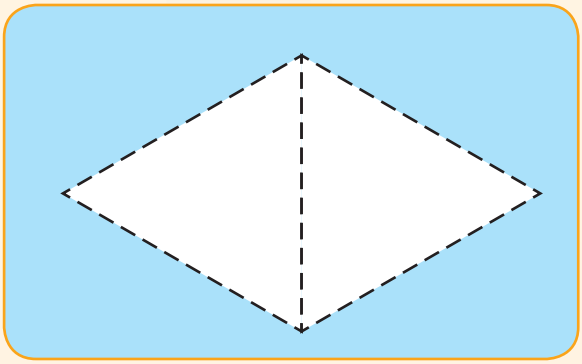

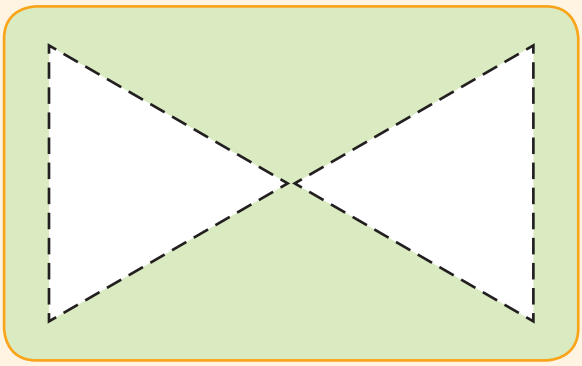

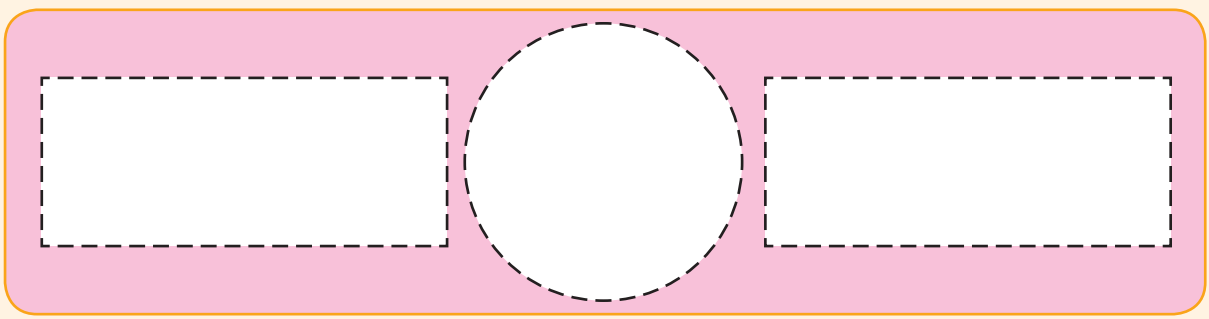

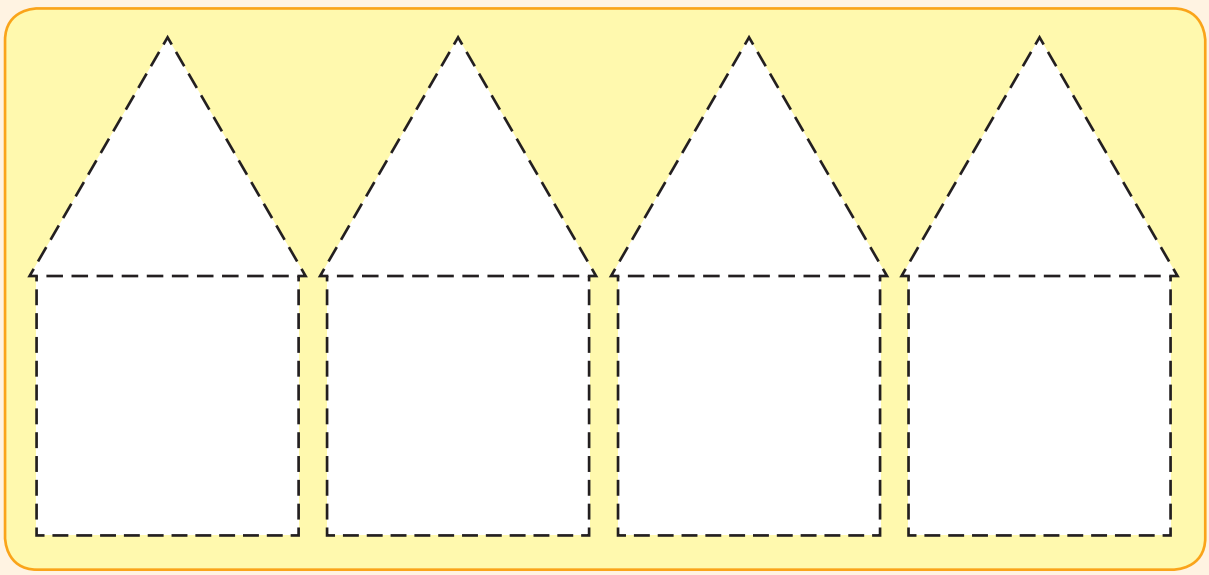

Teacher:
Sign:

Date:





Go tlhakanya le tharo

Tlhakanya le 3 mme o kwale karabo.

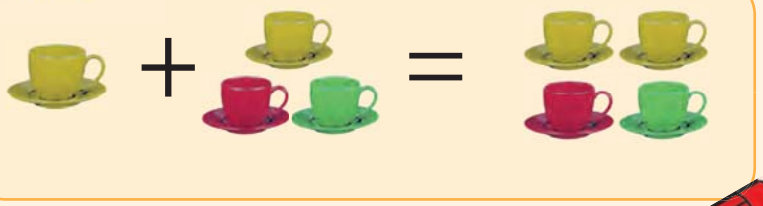

1 + 3 = 4



2 + 3 = ...

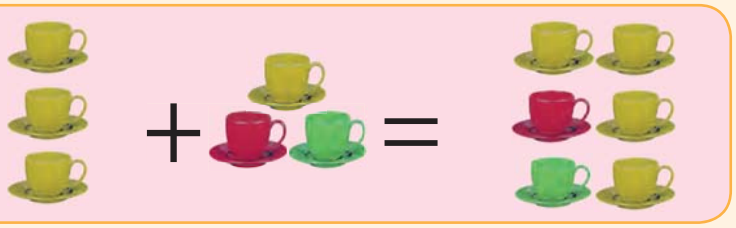

3 + 3 = ...



5 + 3 = ...





Go tlhakanya le tharo

Tlhakanya le 3 mme o kwale karabo.

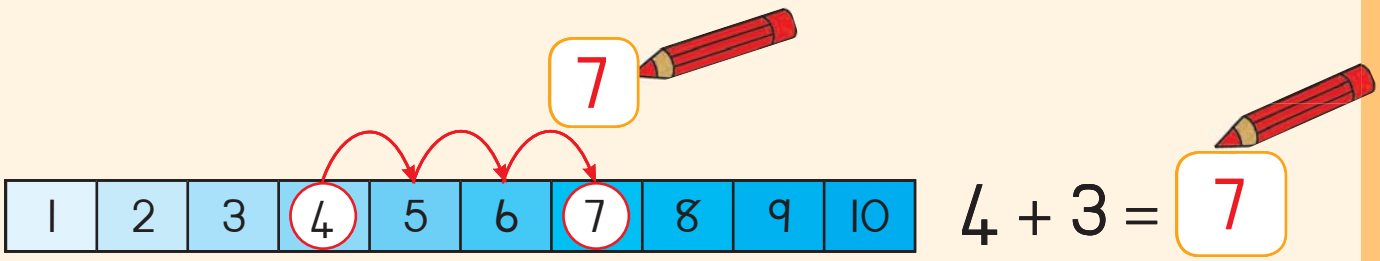

4 + 3 = 7

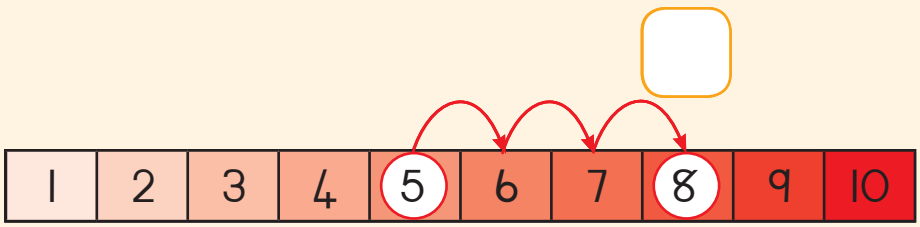

5 + 3 = ☐

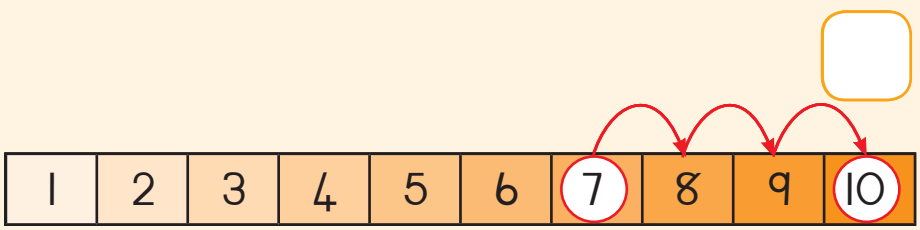

7 + 3 = ☐

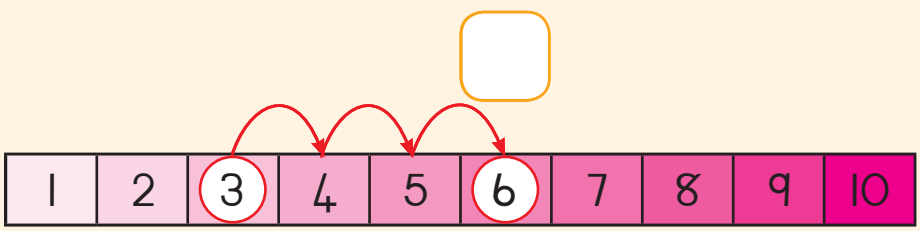

3 + 3 = ☐

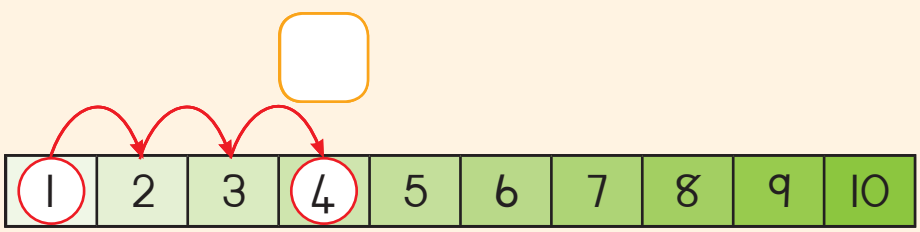

1 + 3 = ☐

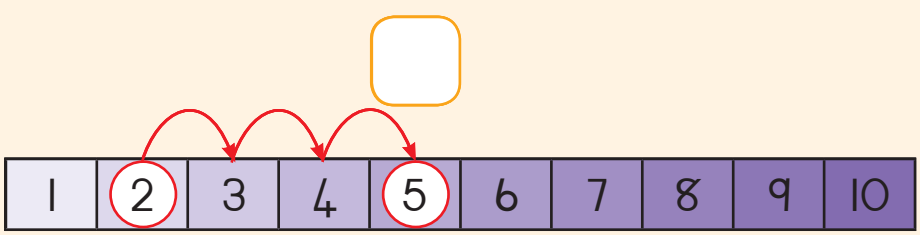

2 + 3 = ☐

Teacher:
Sign:

Date:

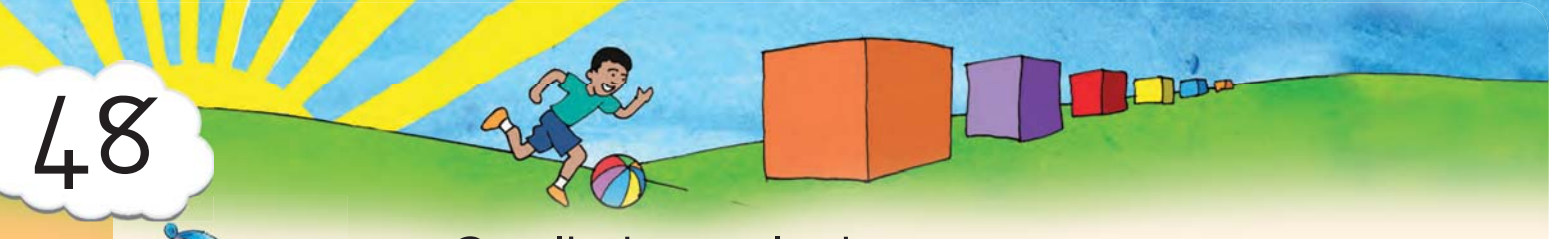



Go tlhakanya le dimonamone

Tlhakanya dipalo tse di mo leeng lengwe le le lengwe.

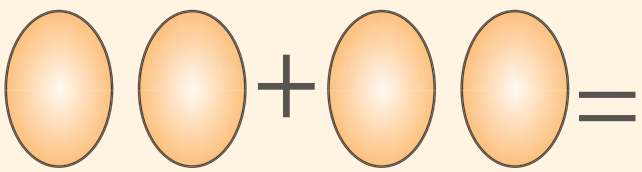

2 + 2 = 4

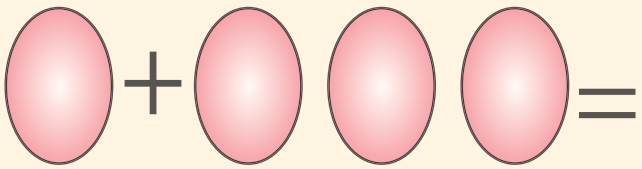

1 + 3 = ...

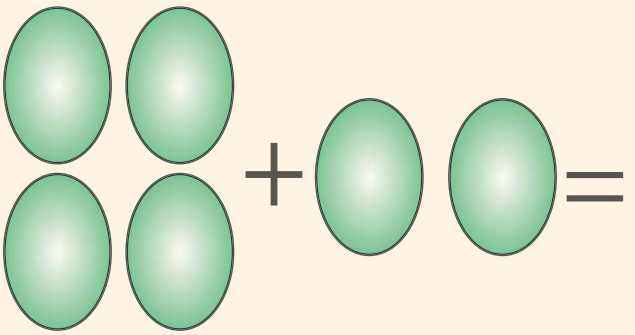

4 + 2 = ...

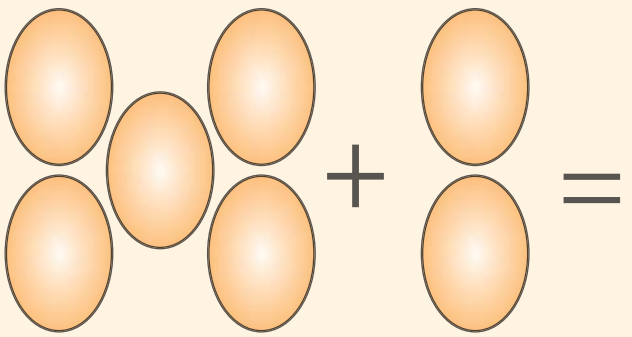

5 + 2 = ...

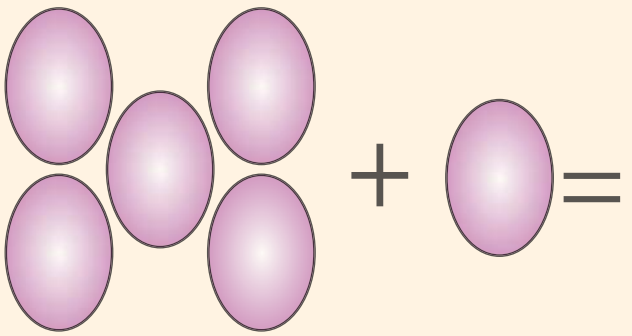

5 + 1 = ...

Go tlhakanya le dimonamone

Tlhakanya le dimonamone mme morago o kwale dikarabo.



2 + 3 = 5

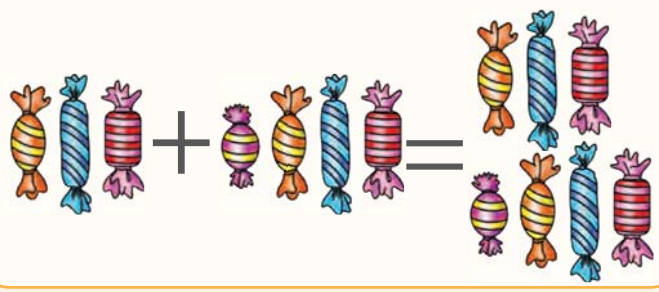

3 + 4 = ...



4 + 2 = ...

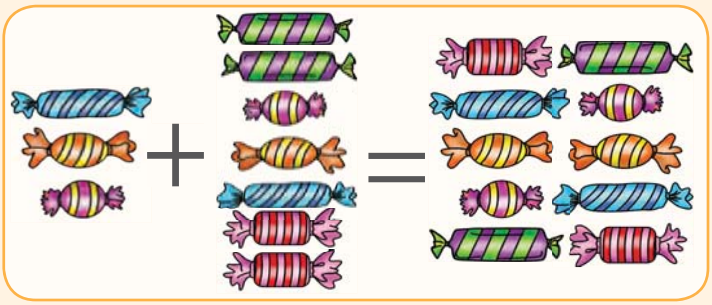

3 + 7 = ...

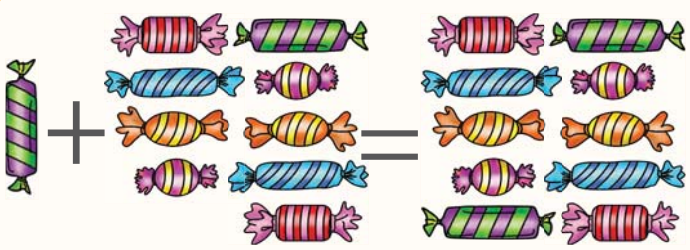

1 + 9 = ...

Teacher:
Sign:

Date:

11 12 13 14 15 16 17 18 19 20





Boemo

Bua gore ke mang yo o tabogang lebelo?
Ke mang yo o fenyang lebelo?
Ke mang yo o o kwa mogatleng.













6







Mmutlanyana o a tlolatlola

Mmutlanyana Ramabelo. E re Mmutlanyana o tlolatlole go tswa mo palong go ya kwa palong e nngwe go fitlha o bona digwete tsotlhe.









Tshwaraganya maronthorontho go feleletsa setshwantsho se.

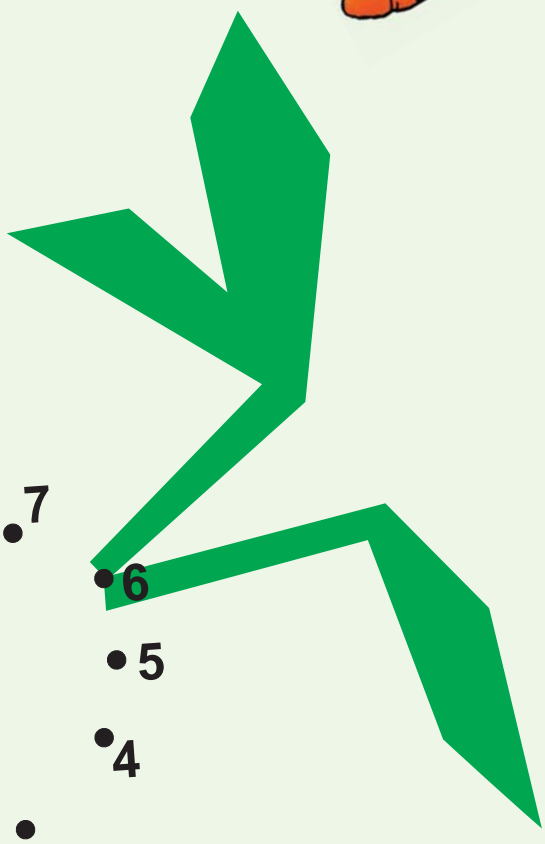





Teacher:
Sign:

Date:



11 12 13 14 15 16 17 18 19 20





Dirisa diatla tsa gago go bopa dipalo tse. Morago o kwalolole dipalo tseo.

	1	1
	2	2
	3	3
	4	4
	5	5
	6	6
	7	7
	8	8
	9	9
	10	10



Go kwala dipalo tsa 6-10



Ikatise go kwala dipalo tse.



6 thataro 6 6 6 6



7 supa 7 7



8 robedi 8 8



9 robongwe 9 9



10 lesome 10 10

Teacher:
Sign:

Date:





Khalara ka palo

Khalara setshwantsho o dirisa mebala e e mo palong nngwe le nngwe.



1 2 3 4 5 6

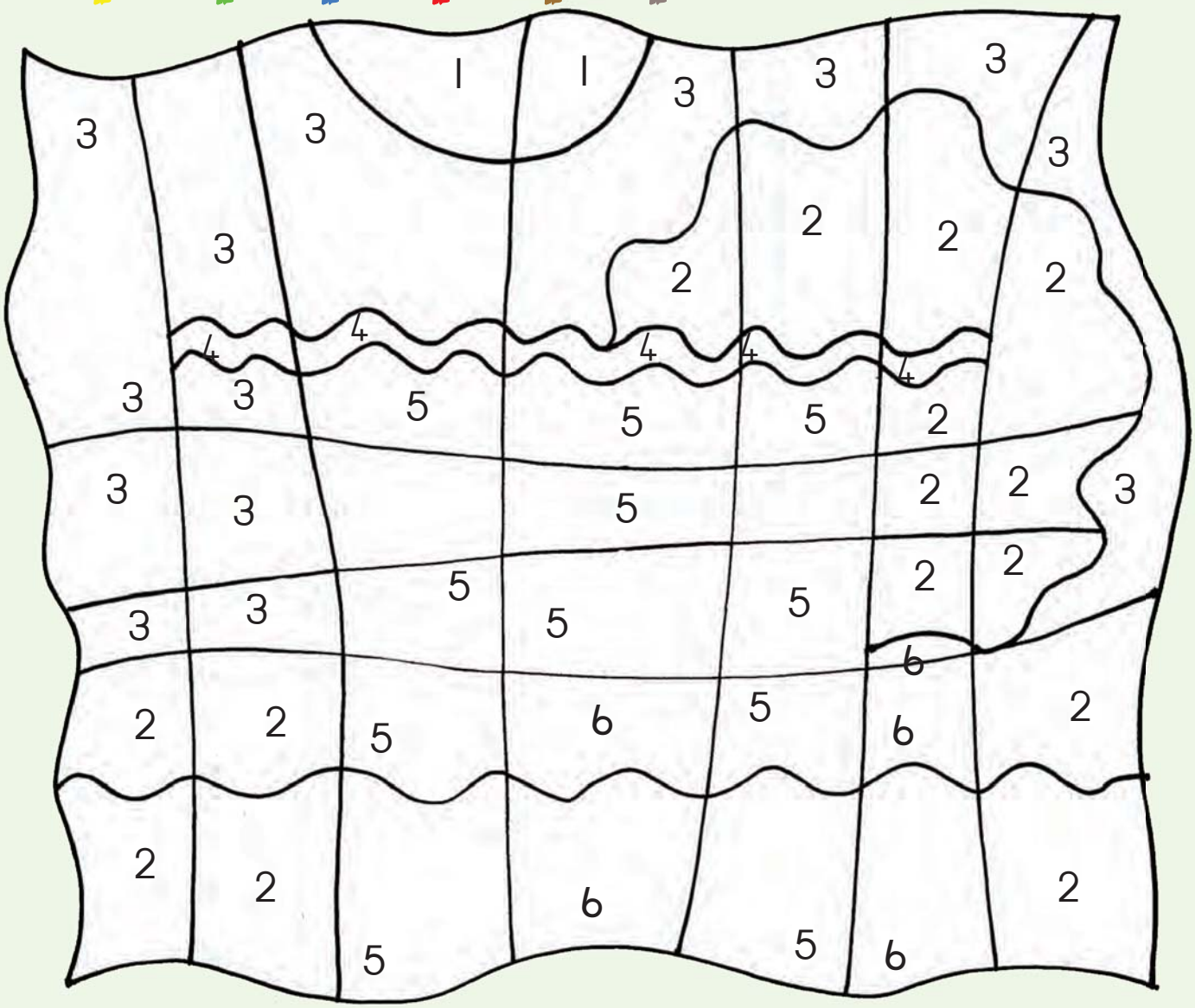





Tlatsa leina la palo e nngwe le e nngwe.

●	nngwe	1	1
●●		2	2
●●●		3	3
●● ●●		4	4
●● ● ●●		5	5
●●● ●●●		6	6
●●● ● ●●●		7	7
●●●● ●●●●		8	8
●●● ● ●●● ●		9	9
●●●●● ●●●●●		10	10

Teacher:
Sign:

Date:

11 12 13 14 15 16 17 18 19 20



Go tlhakanya dibaga tse dingwe gape



Khalara palo ya dibaga e e supilweng.
Morago o bale o bo o tlatsa gore go na le dibaga tsa mmala di le kae mo mogaleng mongwe le mongwe.

Kwala palelo.

3	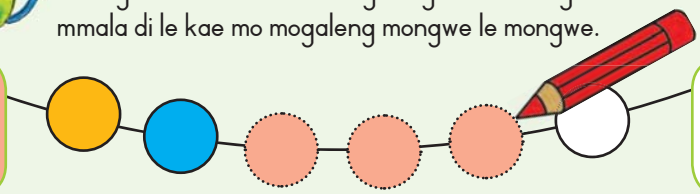	5	2 + 3 = 5
1	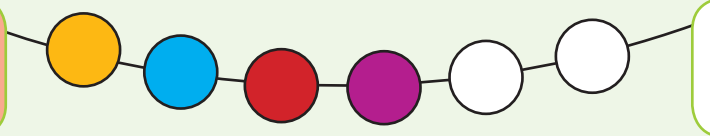		
2	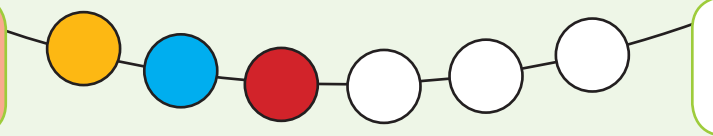		
1	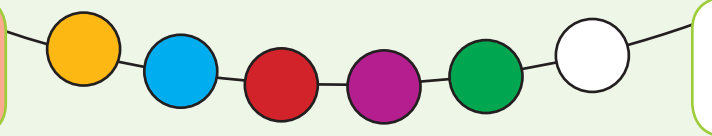		
3	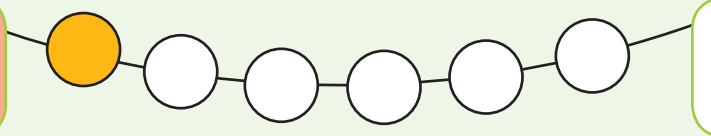		
2	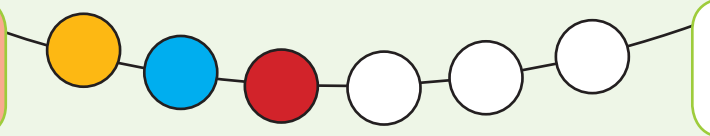		
1	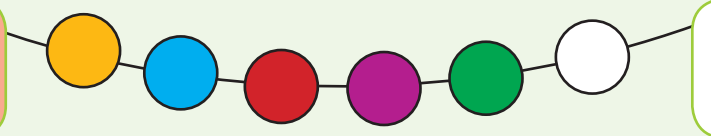		
5	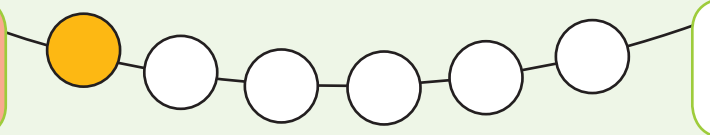		



Sekeletsa palo e kgolokgolo mo thulaganyong nngwe le nngwe.

5	4	2	1	6	7	3
3	9	2	5	8	6	1
1	2	3	4	5	6	8
9	5	2	7	3	1	6
4	9	2	5	8	7	1



Jaanong sekeletsa palo e nnyennyane mo thulaganyong nngwe le nngwe.

5	4	2	3	6	7	1
3	9	2	5	8	6	1
1	2	3	10	5	6	8
9	5	2	4	3	1	6
4	9	2	5	8	7	1

Golaganya maronthorontho go tloga ka 1 – 10.

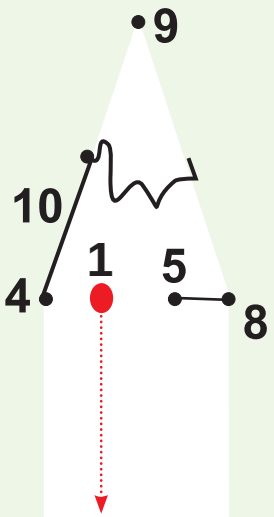

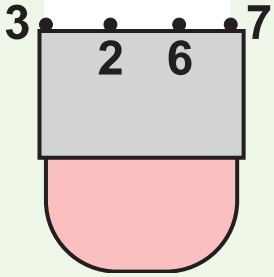

Teacher:
Sign:
Date:

11 12 13 14 15 16 17 18 19 20



Go bala

Tshwaya gore a re batla ditulo tse dintsi kgotsa tse dinnye tsa bana ba.



ntsi	nnye



ntsi	nnye



ntsi	nnye



ntsi	nnye



ntsi	nnye



Go bala



A re baleng.



Ke basimane ba bakae?	
Ke matsogo a makae?	
Ke maoto a makae?	
Ke matlho a makae?	



Ke basetsana ba bakae?	
Ke matsogo a makae?	
Ke maoto a makae?	
Ke matlho a makae?	

Teacher:
Sign:

Date:





Dikaelo

Thusa mmutlanyana go bona digwete. A o tshwanetse go fapogela kwa molemeng kgotsa kwa mojeng?

Molema	Moja
✓	

Molema	Moja

Molema	Moja

Molema	Moja

Molema	Moja





Tshwaraganya maronthorontho go feleletsa setshwantsho.





Teacher:
Sign:

Date:

11 12 13 14 15 16 17 18 19 20



Nako

Khalara karabo e e nepagetseng. A se tsaya nako e telejana kgotsa e khutshwanyane?





Ura e tsaya nako e (telejana) (khutshwanyana) go na le letsatsi.





Go taboga go tsaya nako e (telejana) (khutshwanyana) go na le go tsamaya.





Go terapa go tsaya nako e (telejana) (khutshwanyana) go na le go kgweetsa.





Go robala go tsaya nako e (telejana) (khutshwanyana) go na le go ja.

Nomora ditiro go ya ka tatelano. Re go diretse ya ntlha.


1


3


2

























Teacher:
Sign:

Date:

11 12 13 14 15 16 17 18 19 20



Madi/Tšhelete

Golaganya ditlhotlhwa le madi.

R100	
R20	
R10	
5c	
R50	
50c	
R5	
R1	



Tšhelete/Madi



O na le tšhelete e e kanakang?

















Teacher:
Sign:

Date:



Go tlhakanya

Tlhakanya palo e e nang le naledi le 4 mme morago o kwale karabo ya gago.

1	2	3	4	5	6	7	8	9	10

1 + 4 = 5

1	2	3	4	5	6	7	8	9	10

4 + 4 =

1	2	3	4	5	6	7	8	9	10

6 + 4 =

1	2	3	4	5	6	7	8	9	10

5 + 4 =

1	2	3	4	5	6	7	8	9	10

3 + 4 =

1	2	3	4	5	6	7	8	9	10

2 + 4 =

5	6	7	8	9	10	11	12	13	14

7 + 4 =

5	6	7	8	9	10	11	12	13	14

8 + 4 =

Madi/Tšhelete

Sekeletsa dipampiritšhelete / dikhoene tse di nang le tlhotlhwa e e kwa godimo.

		
R100	R50	R10
		
R1	R5	R10
		
R1	50c	5c
		
R20	R5	R10

Teacher:
Sign:

Date:





Golaganya

Dirisa matlhokwana a mokgwaro go bopa dibopego tse.

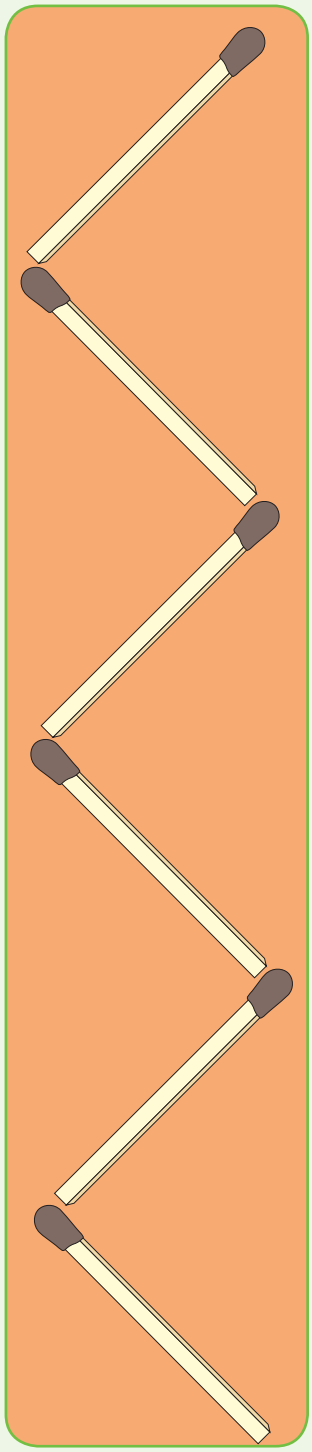



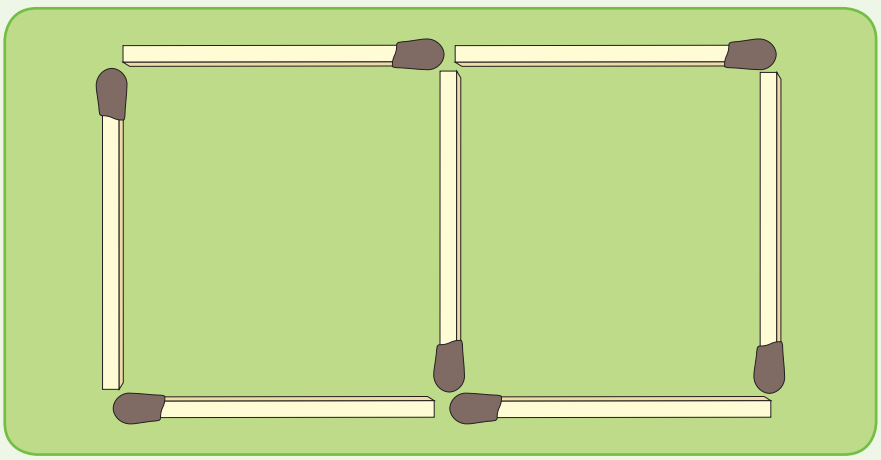







Dirisa matlhokwana a mokgwaro go bopa dibopego tse.

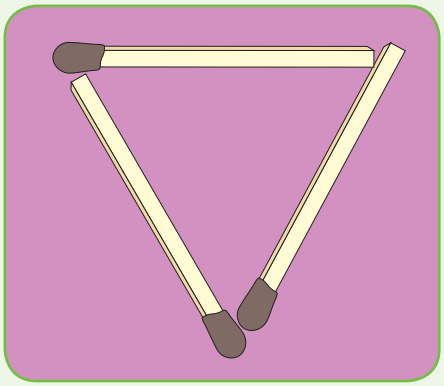

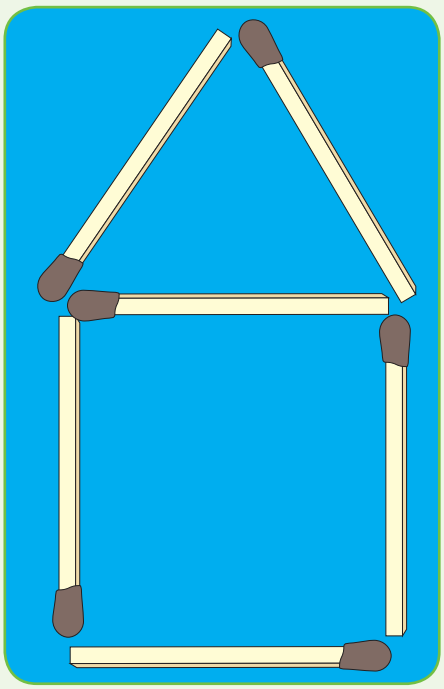

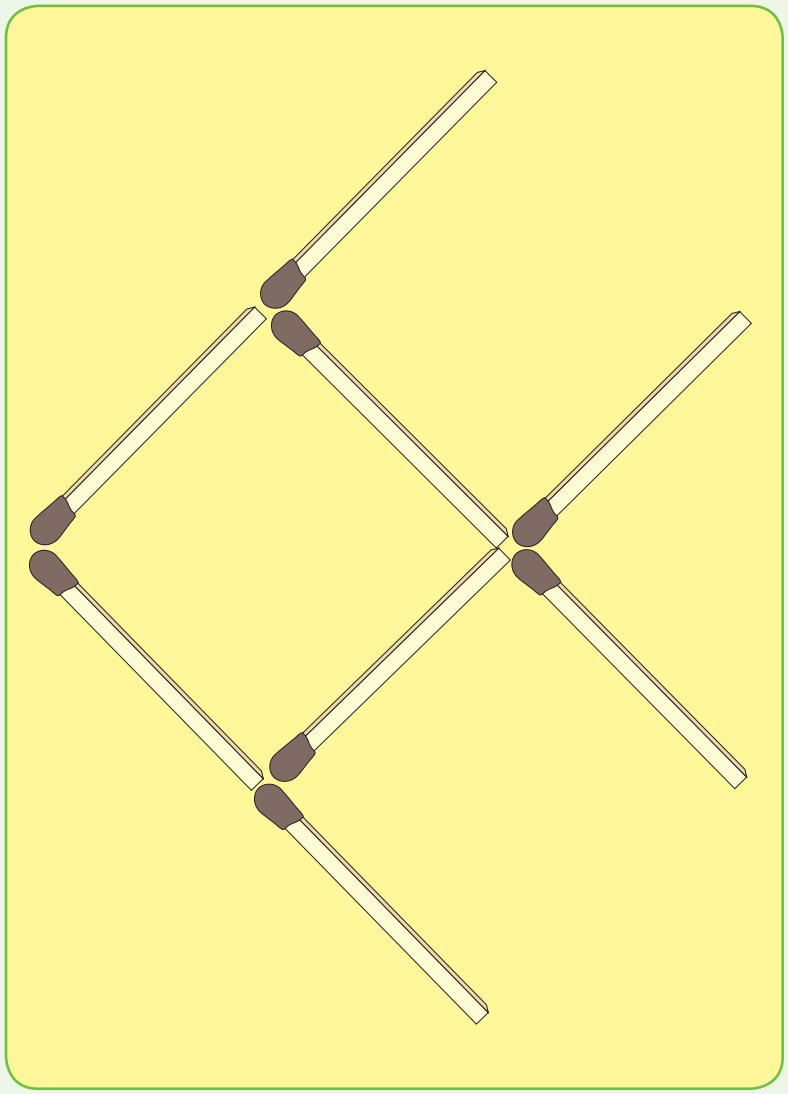

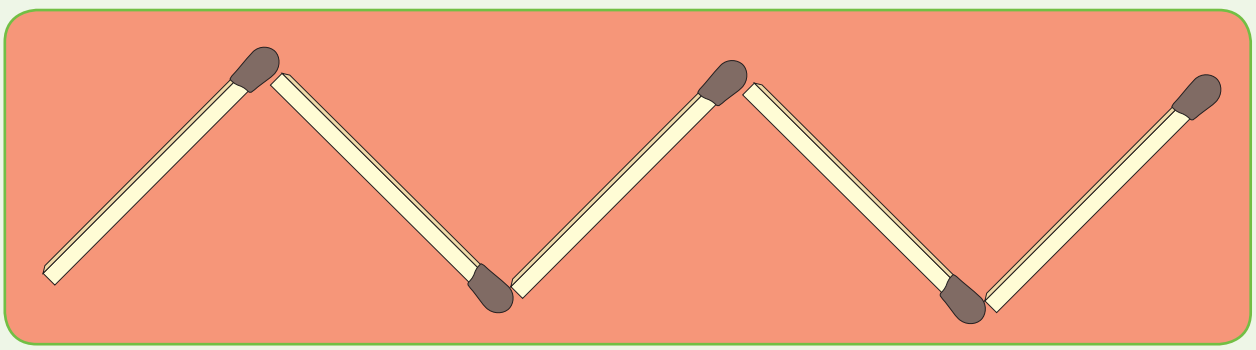

Teacher:
Sign:

Date:



11 12 13 14 15 16 17 18 19 20





Dipalo tse di se yong

Kwala dipalo tse di tlogetsweng mo moleng o mongwe le o mongwe.

1	2	3		5	6	7		9	10
	22		24		26		28		30
2	4	6		10		14		18	
5	10			25	30			45	50
10		8	7			4	3		



Ikatise go kwala dipalo tse.



robedi 8 8



robongwe 9 9



lesome 10 10





Lebelela setshwantsho sa ntlha. Morago o lebelele setshwantsho sa bobedi mme o kwale dipalo tse di tlogetsweng.













1

3

4

5

7

8

10

Teacher:
Sign:

Date:

11 12 13 14 15 16 17 18 19 20



Go tlhakanya

Leka tse.

5 + 1 =	6	6 + 2 =	
5 + 0 =	5	6 + 4 =	
5 + 5 =	10	7 + 0 =	
5 + 4 =		7 + 3 =	
5 + 2 =		7 + 2 =	
5 + 3 =		7 + 1 =	
5 + 5 =		8 + 1 =	
6 + 0 =		8 + 0 =	
6 + 3 =		8 + 2 =	
6 + 1 =		9 + 1 =	





Bala dibaga mme o tlatse palo e e nepagetseng.

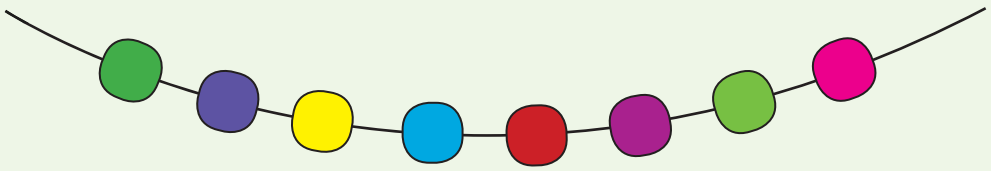

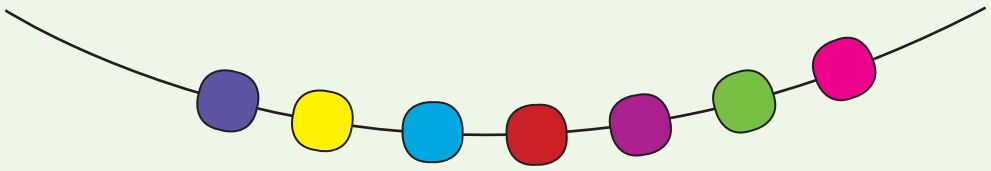

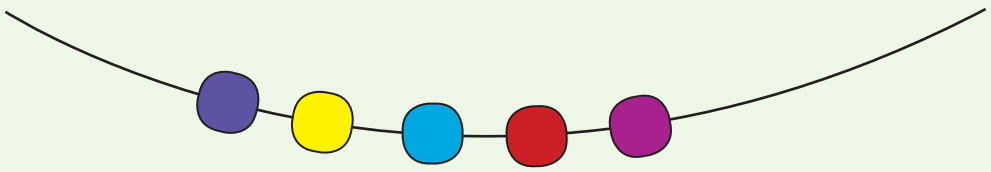

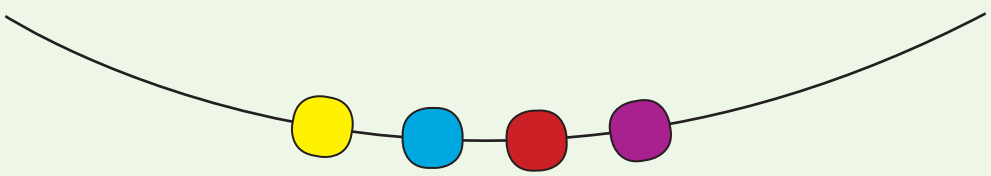

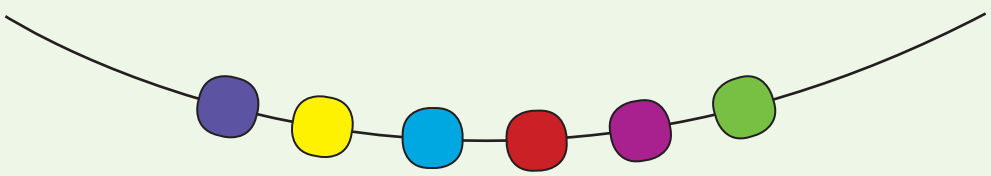

Go na le dibaga di le kae gotlhelele? Di thale mme o kwale palo.

dibaga tse di serolwana	dibaga tse di selaole (pinki)	dibaga tse di botala jwa tlhaga

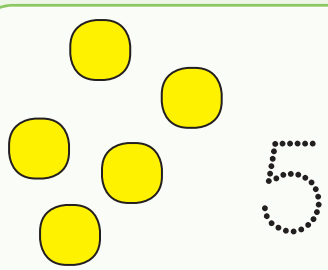

Teacher:
Sign:

Date:

11 12 13 14 15 16 17 18 19 20





Go gongwe ka ga go tlhakanya ka molapalo

Tlhakanya dipalo. Dirisa molapalo go go thusa.

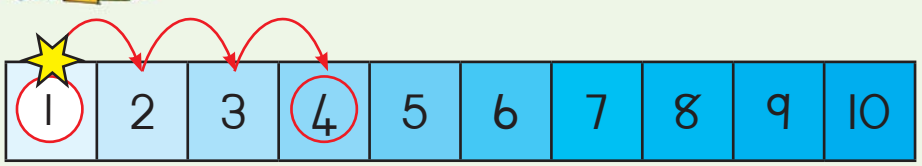

1 + 3 = 4

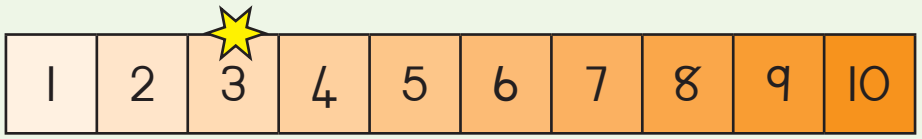

3 + 3 =

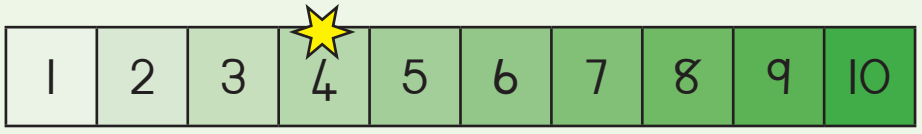

4 + 3 =

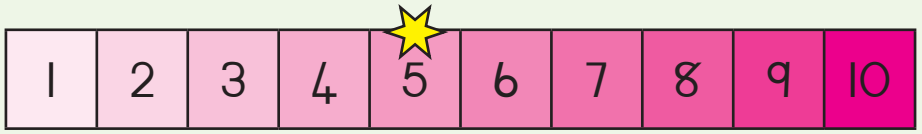

5 + 2 =

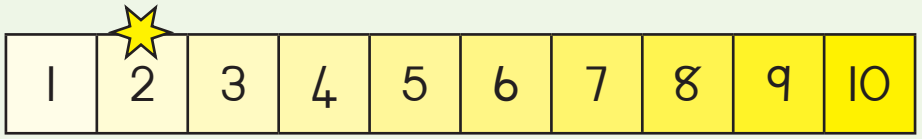

2 + 3 =

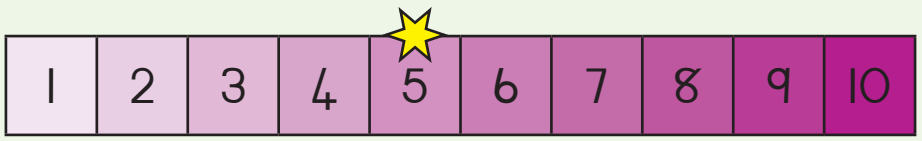

5 + 1 =

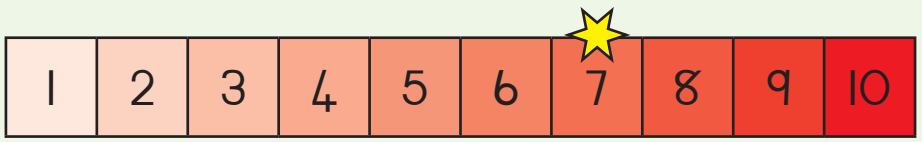

7 + 3 =

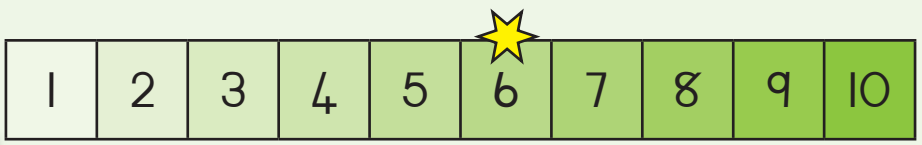

6 + 2 =



Go tlhakanya le dimonamone

Tlhakanya le dimonamone mme morago o kwale dikarabo.



2 + 3 = 5

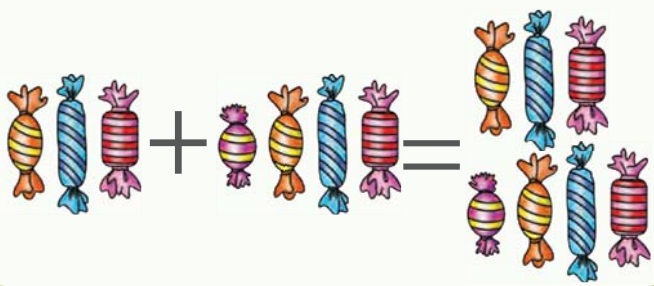

3 + 4 =

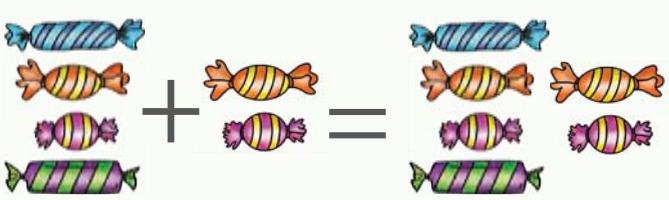

4 + 2 =

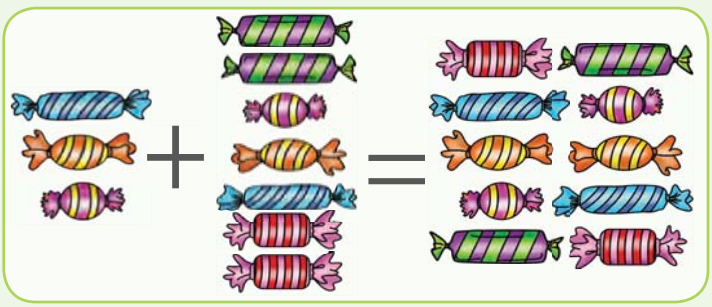

3 + 7 =

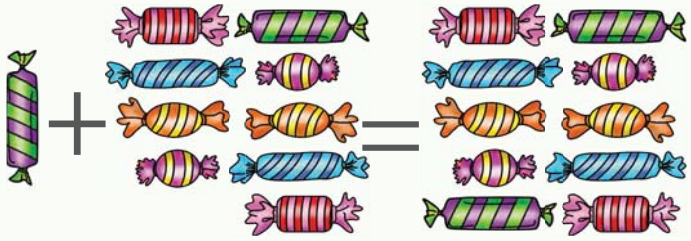

1 + 9 =

Teacher:
Sign:

Date:

11 12 13 14 15 16 17 18 19 20





Tletse le lolea

Khalara karabo e e nepagetseng.
A diduti di tletse kgotsa di lolea?



lolea	tletse	lolea	tletse

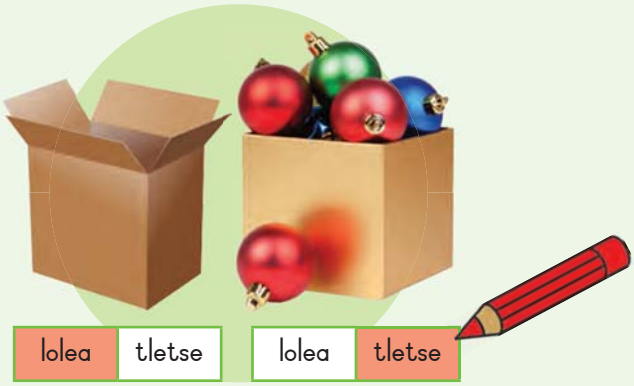

lolea	tletse	lolea	tletse



lolea	tletse	lolea	tletse



lolea	tletse	lolea	tletse



lolea	tletse	lolea	tletse



lolea	tletse	lolea	tletse



lolea	tletse	lolea	tletse

lolea	tletse





Thakanya dipalo.



5 + 1 = 6



5 + 0 = 5



2 + 3 = 5



4 + 3 =



5 + 2 =



1 + 3 =



6 + 2 =



6 + 0 =



4 + 4 =



6 + 1 =



5 + 3 =

Teacher:
Sign:

Date:

11 12 13 14 15 16 17 18 19 20





Go tlhakanya

Leka tse.

3 + 6 =	9	1 + 1 =	
4 + 0 =	4	0 + 7 =	
0 + 5 =	5	3 + 2 =	
6 + 0 =		5 + 3 =	
2 + 2 =		7 + 2 =	
1 + 3 =		4 + 4 =	
2 + 5 =		5 + 1 =	
5 + 0 =		4 + 3 =	
1 + 8 =		2 + 6 =	
4 + 2 =		8 + 2 =	





Kopanya maronthorontho.





Teacher:
Sign:

Date:

11 12 13 14 15 16 17 18 19 20



Go bala le go kwala dipalo

Bala gore ke tse kae mme o ikatise go kwala dipalo mo diphatlheng.



1 nngwe 1 1 1 1 1 1



2 pedi 2 2



3 tharo 3 3



4 nne 4 4



5 tlhano 5 5





6 thataro 6 6



7 supa 7 7



8 robedi 8 8



9 robongwe 9 9



10 lesome 10 10

Teacher:
Sign:

Date:

11 12 13 14 15 16 17 18 19 20





Dibopego

Dirisa dibopego tsa gago tse di segilweng go bopa monna yo o ntseng jaana.

Leka go dira ditshwantsho tse dingwe o dirisa dibopego tsa gago.



Go arolelana (arogana) le tshedimosetso

MAUNGO		
Diapole		2
Dipanana		4
Dinamune		5

Fa bana ba babedi ba arogana dipanana ka go lekana, mongwe le mongwe o ya go amogela tse kae?

Fa bana ba babedi ba arogana diapole ka go lekana, mongwe le mongwe o ya go amogela tse kae?

Ke dinamune di le kae tse ngwana mongwe le mongwe a tlaa di bonang fa bana ba batlhano ba di arogana ka go lekana?

Thala palo ya diapole le dipanana.

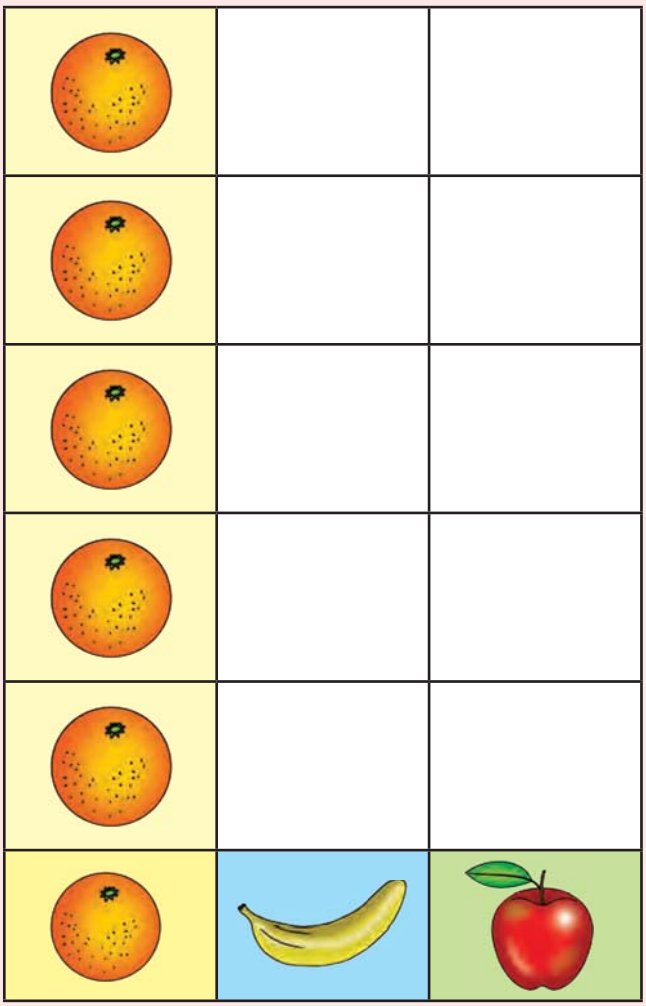

Tshwaya karabo e e nepagetseng.

A go na le dinamune kgotsa dipanana tse dintsinyana?



A go na le diapole kgotsa dipanana tse dintsinyana?



A go na le dinamune kgotsa diapole tse dintsinyana?



Teacher:
Sign:

Date:

11 12 13 14 15 16 17 18 19 20

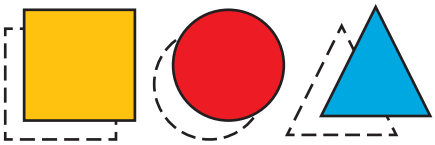

Shapes:

Cut out the shapes on the dotted lines. Now use them to do the worksheets in your book. Remeber to keep them safe so that you can use them over and over again.





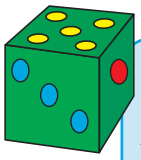

Make a dice:

Cut the dice out on the black outer line and fold on the white dotted lines. Glue the flaps to the inside of the dice.



The game:

Play together. If you are two you will have 2 dice. Throw the dice and take turns to add up the numbers. The more kids playing together the trickyer it will get.

