

Mrs Angie Motshekga, Minister of Basic Education



Mr Enver Surty, Deputy Minister of Basic Education

These workbooks have been developed for the children of South Africa under the leadership of the Minister of Basic Education, Mrs Angie Motshekga, and the Deputy Minister of Basic Education, Mr Enver Surty.

The Rainbow Workbooks form part of the Department of Basic Education's range of interventions aimed at improving the performance of South African learners in the first six grades. As one of the priorities of the Government's Plan of Action, this project has been made possible by the generous funding of the National Treasury. This has enabled the Department to make these workbooks, in all the official languages, available at no cost.

We hope that teachers will find these workbooks useful in their everyday teaching and in ensuring that their learners cover the curriculum. We have taken care to guide the teacher through each of the activities by the inclusion of icons that indicate what it is that the learner should do.

We sincerely hope that children will enjoy working through the book as they grow and learn, and that you, the teacher, will share their pleasure.

We wish you and your learners every success in using these workbooks.



Rainbow WORKBOOKS

MATHEMATICS IN ENGLISH
GRADE 3 – BOOK 1
TERMS 1 & 2
ISBN 978-1-4315-0004-8

THIS BOOK MAY NOT BE SOLD.

1 2 3 4 5 6 7 8 9 10

+ − x ÷ =

MATHEMATICS IN ENGLISH – Grade 3 Book 1

ISBN 978-1-4315-0004-8



Grade 3

Name:

Class:

basic education
Department:
Basic Education
REPUBLIC OF SOUTH AFRICA

MATHEMATICS IN ENGLISH

Book 1

Terms 1 & 2

Published by the Department of Basic Education
222 Struben Street
Pretoria
South Africa

© Department of Basic Education
Third edition 2013

ISBN 978-1-4315-0004-8

The Department of Basic Education has made every effort to trace copyright holders but if any have been inadvertently overlooked, the Department will be pleased to make the necessary arrangements at the first opportunity.

This book may not be sold.



basic education
Department:
Basic Education
REPUBLIC OF SOUTH AFRICA



2 x 2=4

1	2	3	4	5	6	7	8	9	10
2	4	6	8	10	12	14	16	18	20
3	6	9	12	15	18	21	24	27	30
4	8	12	16	20	24	28	32	36	40
5	10	15	20	25	30	35	40	45	50
6	12	18	24	30	36	42	48	54	60
7	14	21	28	35	42	49	56	63	70
8	16	24	32	40	48	56	64	72	80
9	18	27	36	45	54	63	72	81	90
10	20	30	40	50	60	70	80	90	100

1 2 3 4 5 6 7 8 9 10 11 12 13 14 15 16 17 18 19 20 21 22 23 24 25 26 27 28 29 30 31 32 33 34 35 36 37 38 39

Grade 3

Rainbow WORKBOOKS

Mathematics in ENGLISH

This book belongs to:

_____



ENGLISH Book 1



Date: _____

Count, sort and show!



How many stars?
Work in a group of four.

Compare answers.



Estimate how many stars. _____
Now count them. _____



Find the winner!

Who made the best estimate?
Fill in your names and answers in this table.

Name				
Estimate				
Number counted				
Difference between your estimate and your count				



Ways to count. Help us to write it down.



I counted in ones.



1, 2, 3, _____

_____



2, 4, 6, _____

_____



I counted in twos.



I counted in fives.



5, _____

_____



_____

_____



I counted in tens.



Write number sentences

When you add any two numbers it does not matter what their order is.

Count the total number of big and small stars in the picture on page 2.
Write them in two ways.

Big Small like this *or* like this



\+  = _____



\+ = _____

and as a number sentence.

_____ + _____ = _____ *or* _____ + _____ = _____

Teacher:
Sign:
Date:



11 12 13 14 15 16 17 18 19 20

2

Date: _____

Clever counting



Counting the pumpkins

Find an easy way to count them.



Answer: _____



Packing the pumpkins

Ten pumpkins go in one bag.



How many bags can you fill with the pumpkins? _____

How many pumpkins over? _____

How many more pumpkins needed to fill one more bag? _____

1 2 3 4 5 6 7 8 9 10



From + to × (addition to multiplication)

Complete the number sentences.

Example:
10 + 10 + 10 + 10 = 40 ⟹ 4 groups of 10 = 40 ⟹ 4 × 10 = 40





a. 10 + 10 + 10 = _____

_____ groups of 10 = _____ ⟹ _____ × _____ = _____



b. 10 + 10 + 10 + 10 + 10 + 10 + 10 + 10 = _____

_____ groups of 10 = _____ ⟹ _____ × _____ = _____

Hands and fingers



How many hands? _____ How many fingers? _____

Write your answer in 2 ways.

_____ groups of 10 = _____ and _____ × 10 = _____

Teacher:
Sign:
Date:



3a

Date:

Numbers on a grid



Talking numbers

Count and say all the numbers from 1 to 100. Point as you go.

1	2	3	4	5	6		8	9	10
11									
						27			
			34						40
41									
				55					
		63							
71									
					86				
			94						100



a. Write the missing number in each blue block.

b. Write in the other numbers.

c. What kind of numbers are the yellow numbers?



Write the numbers in words.

90	ninety	41	
77		56	
14		65	







You will need:
1 – 100 number grid.

Counting and covering



Cut out your Cut-out sheet 1 of counters.
Place them in a neat pile.
Get ready to count!
Use your number grid and your counters (Cut-out sheet 2).

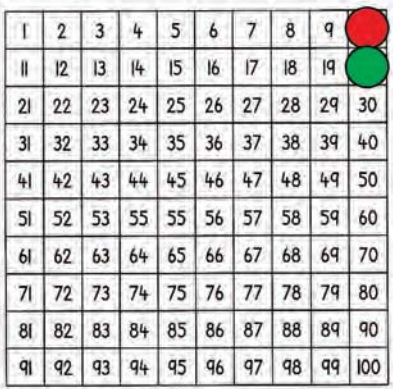	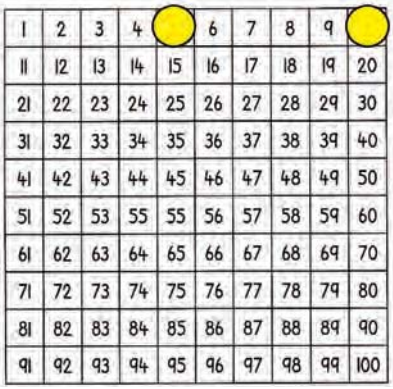	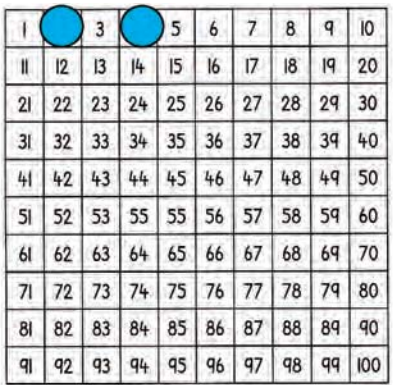
Count and cover the 10s.	Count and cover the 5s from 0 to 100.	Count and cover the 2s.
Count in 10s from 10 to 100.	Count in 5s from 5 to 100.	Count in 2s from 2 to 100.
Write the 10s from 10 to 100.	Write the 5s from 5 to 80.	Write the 2s from 2 to 100.

Teacher:
Sign:
Date:



11 12 13 14 15 16 17 18 19 20



Date:

Number on a grid (continued)



Looking for patterns

1	2	3	4	5	6	7	8	9	10
11	12	13	14	15	16	17	18	19	20
21	22	23	24	25	26	27	28	29	30
31	32	33	34	35	36	37	38	39	40
41	42	43	44	45	46	47	48	49	50
51	52	53	55	55	56	57	58	59	60
61	62	63	64	65	66	67	68	69	70
71	72	73	74	75	76	77	78	79	80
81	82	83	84	85	86	87	88	89	90
91	92	93	94	95	96	97	98	99	100

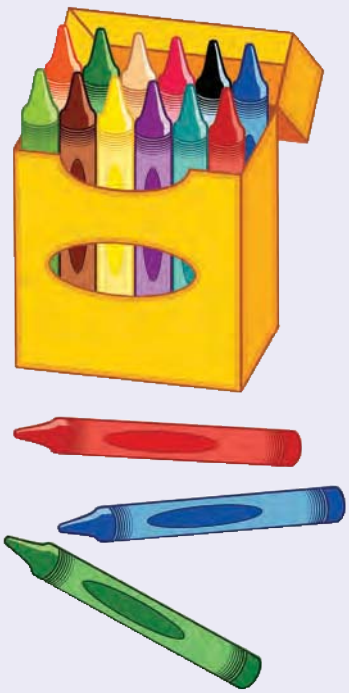

Tick all the 10s.	Tick all the 5s.	Tick all the 2s.

Write the numbers that are in both the 2s and the 5s pattern.





Counting patterns

Fill in the missing numbers.

0; 10; 20; _____; _____; 50; _____; _____; 80; _____; 100; _____;

_____; 130; _____; _____; 160; _____; _____; _____; 200

0; 5; 10; _____; _____; 25;_____; _____; 40; _____; 50; 55; _____;

_____; 70; _____; _____; 85; _____; _____; 100

0; 2; 4; 6; _____; _____; 12; _____; _____; 18; _____; 22; 24; _____;

_____; 30; _____; _____; 36; 38; _____; _____; _____; 46; _____;

0; _____; 8; _____; 16; 20; _____; 28; _____; 36; _____; _____;

_____; 52; _____; _____; 64; _____; 72; _____; 80

0; _____; 10; _____; 20; _____;30; _____; 40; _____; _____; 55;

60; _____; 70; 75; _____; 85; _____; _____; 100

0; 3; _____; 9; _____; 15; 18; _____; 24; _____; _____; 33; _____; 39;

_____; 45; _____; _____; 54; 57; _____; 63; _____; _____; 72; 75

Teacher:
Sign:
Date:



Date: _____

Place value



Showing your numbers

Cut out the number cards from Cut-out sheet 3.
Use the cards to build these numbers.

19 43 69 54 35





19





10 + 9 = 19

43

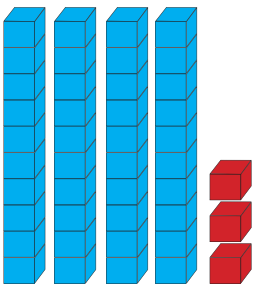

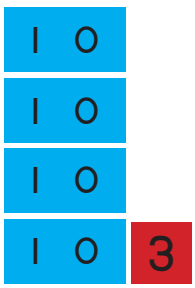

40 + 3 = 43

Now do it yourself for these numbers using Cut-outs 1 and 3.

54

35

69





Writing these numbers

We have done the first one for you.

We can also say 9 ones.

19	10 + 9	1 ten + 9 units	nineteen
43			
69			
54			
35			
21			
73			
44			
32			
89			
17			
95			
56			
68			
67			



Write the first five numbers, in the table above, in order from smallest to biggest.

_____; _____; _____; _____; _____

Teacher:
Sign:
Date:



11 12 13 14 15 16 17 18 19 20



5

Date: _____

Addition and subtraction



Lebo's stall

In the morning Lebo has 19 packets of apples.
By lunchtime she has 13 packets left.



a. How many packets does Lebo sell? _____

b. Write your answer as a number sentence.

_____ – _____ = _____

Write five other numbers sentences to show the same answer.
15 – 9 = 6 _____ _____ _____ _____ _____



Number drill

Write the answers.

1+2=3

Use ...
+ – =

10 + 5 =	11 + 6 =	14 – 9 =	14 – 8 =
11 + 5 =	17 + 2 =	19 – 7 =	14 – 5 =
12 + 6 =	3 + 13 =	16 – 5 =	16 – 13 =
17 + 2 =	4 + 15 =	15 – 10 =	19 – 7 =



Number families

5 9 14

Here are examples of this number family.

9 + 5 = 14	5 + 9 = 14
14 – 9 = 5	14 – 5 = 9



1 2 3 4 5 6 7 8 9 10



Can you find all the number families of 14?

1 + 13 = 14	13 + 1 = 14	14 − 1 = 13	14 − 13 = 1
2 + 12 =			
3 + 11 =			
4 + 10 =			
5 + 9 =			
6 + 8 =			
7 + 7 =			



I am going to do the same with 12.

12

1 + 11 = 12			

Teacher:
Sign:
Date:



11 12 13 14 15 16 17 18 19 20



Date:

Doubles and halves

Do you remember?

2 is half of 4 | 20 is half of 40 | 4 is double 2 | 40 is double 20

We can show this in a drawing …

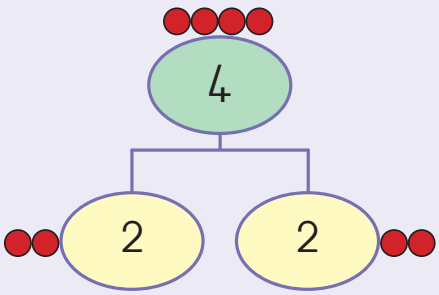

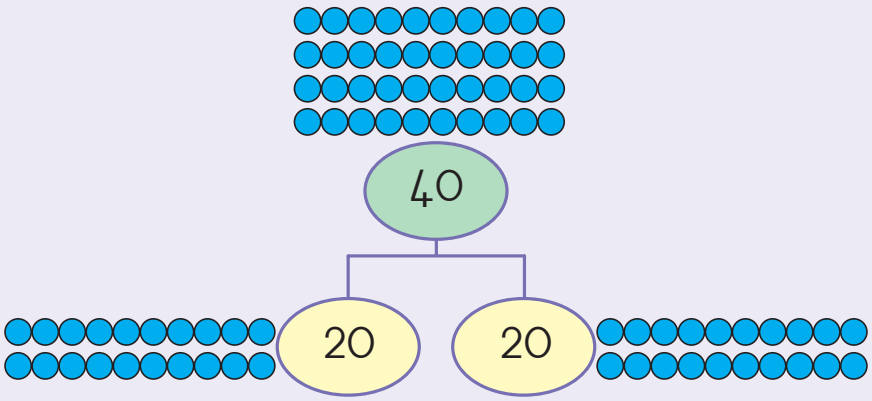



Finding doubles or halves

a.

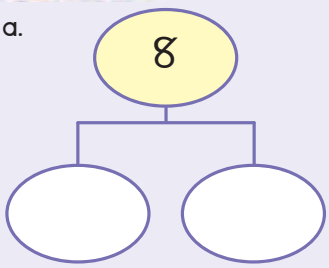

b.

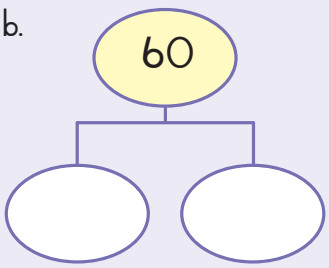

c.

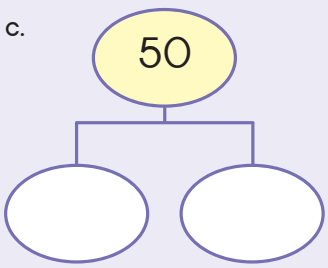

d.

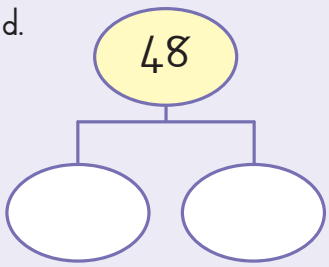

e.

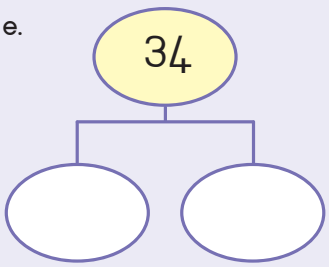

f.

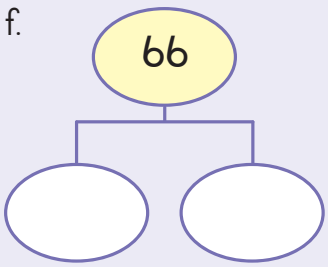



Challenge

Find one half of 3.

Show as a number or number name. A drawing might help you.



Double the number using a number line.
The first example is given to you.

a. Double 4 [4] + [4] = [8]



b. Double 5 [ ] + [ ] = [ ]



c. Double 20 [ ] + [ ] = [ ]

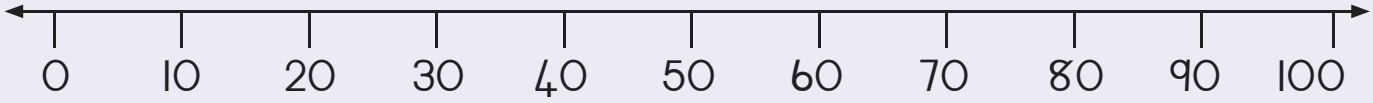

d. Double 40 [ ] + [ ] = [ ]

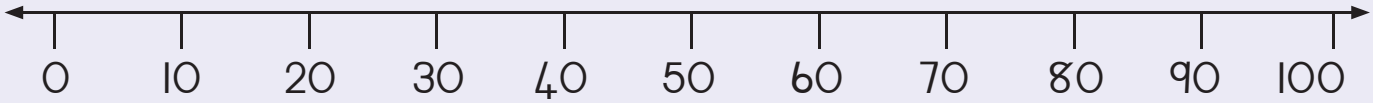



Complete the following

a. Double 1	2
b. Double 6	
c. Double 10	
d. Double 30	
e. Double 50	



Complete the following

a. Half 6	3
b. Half 8	
c. Half 14	
d. Half 60	
e. Half 70	

Teacher:
Sign:
Date:



11 12 13 14 15 16 17 18 19 20



7

Date:

Fractions

Colour one quarter of the balloons red and the rest blue.

Colour one half of each box red.





Look at the shapes. Tick the shapes that show halves.

Colour one half of each shape that is divided into halves.

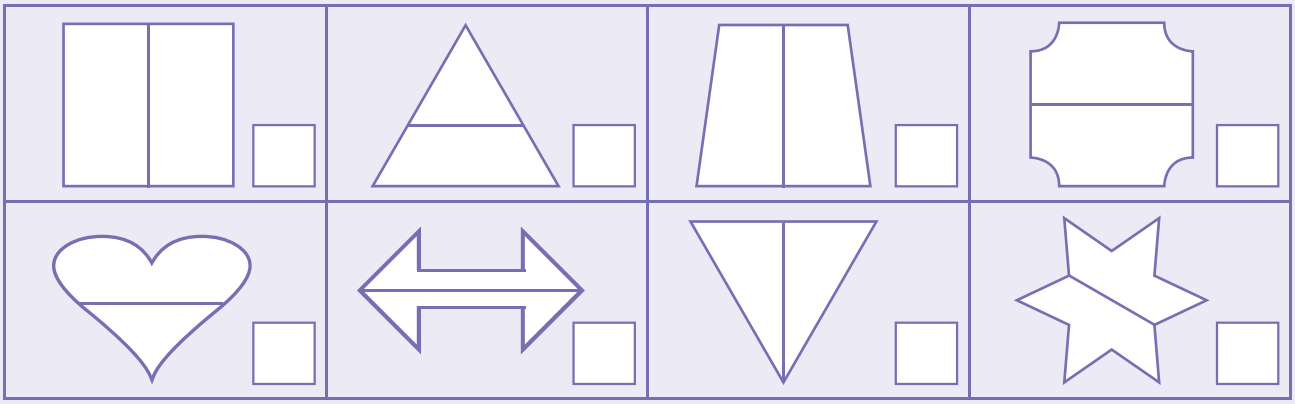



Look at the shapes. Tick the shapes that show quarters.

Colour one quarter of each shape that is exactly divided into equal quarters.

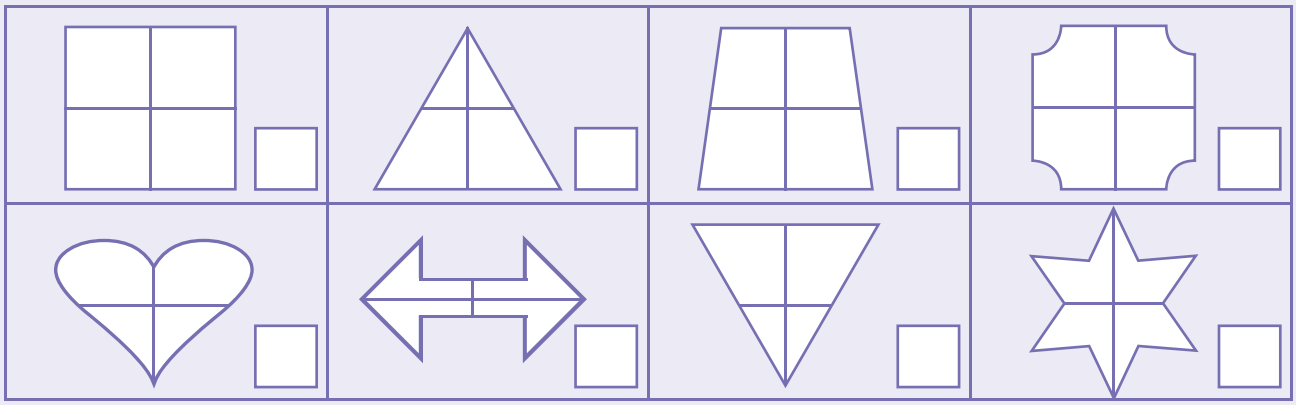



Colour in a half of the shapes. What is a half of the number of the shapes?

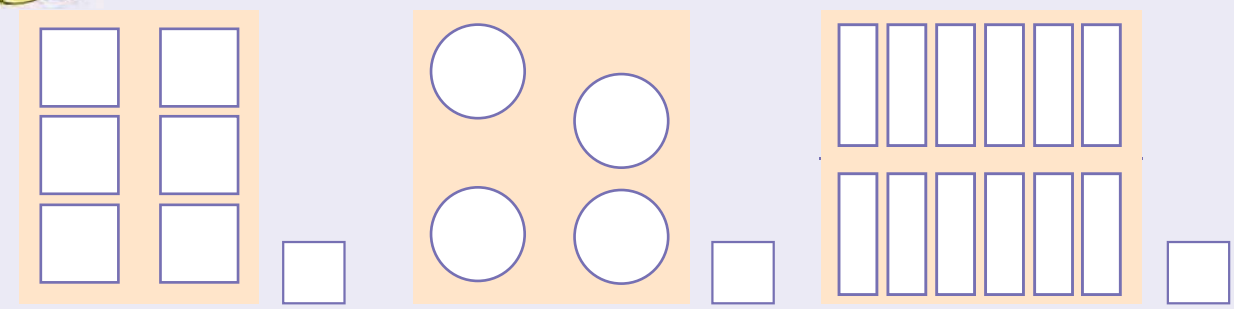

Colour in a quarter of the shapes. What is a quarter of the number of the shapes?

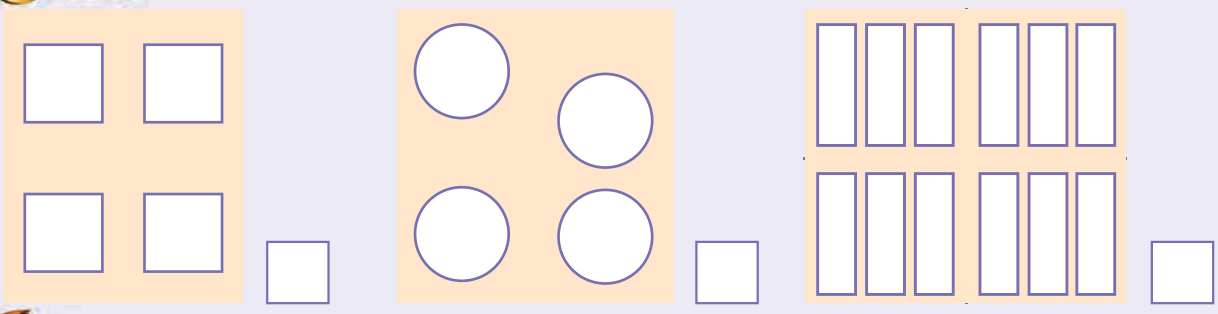

Write as a fraction symbol. one half ☐ one quarter ☐

Draw more shapes to make each half equal.

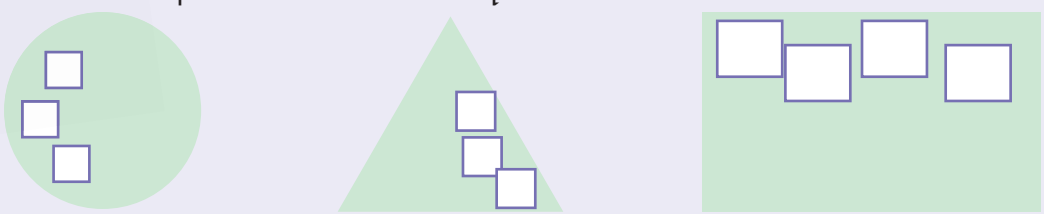

Draw more shapes to make each quarter equal.

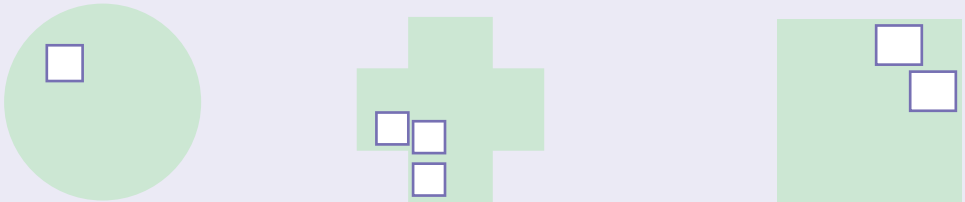

Teacher:
Sign:
Date:



11 12 13 14 15 16 17 18 19 20

8

Date: _____

Sorting money



At the stokvel

Ma Lubisi counts and sorts the money from the group.





Estimate the total amount.	R_____
Count the money.	R_____

Compare estimates and totals.



Saving money



Gugu saves for a pair of shoes that costs R89.
So far she has half the amount.
How much more does she need?
Write a number sentence to show your answer.

_____ _____ _____



At the bank

Maria sorts the notes into piles of 10.
She has some notes over.
Write the totals for each picture.



	Amount
 	R_____
 	R_____
 	R_____



Challenge

A visit to the zoo

Some adults and children go to the zoo.
They buy tickets for R90.

How many are children? _____

How many are adults? _____

Is there another answer?

Adults _____ Children _____



Teacher:
Sign:
Date:



11 12 13 14 15 16 17 18 19 20



Date: _____

Patterns



Use this 200 number board to answer the questions

1	2	3	4	5	6	7	8	9	10
11	12	13	14	15	16	17	18	19	20
21	22	23	24	25	26	27	28	29	30
31	32	33	34	35	36	37	38	39	40
41	42	43	44	45	46	47	48	49	50
51	52	53	54	55	56	57	58	59	60
61	62	63	64	65	66	67	68	69	70
71	72	73	74	75	76	77	78	79	80
81	82	83	84	85	86	87	88	89	90
91	92	93	94	95	96	97	98	99	100
101	102	103	104	105	106	107	108	109	110
111	112	113	114	115	116	117	118	119	120
121	122	123	124	125	126	127	128	129	130
131	132	133	134	135	136	137	138	139	140
141	142	143	144	145	146	147	148	149	150
151	152	153	154	155	156	157	158	159	160
161	162	163	164	165	166	167	168	169	170
171	172	173	174	175	176	177	178	179	180
181	182	183	184	185	186	187	188	189	190
191	192	193	194	195	196	197	198	199	200



Use the 200 number board to complete the next four numbers in these number patterns. Then colour the pattern on the number board.

105, 110, 115, _____, _____, _____, _____	87, 90, 93, _____, _____, _____, _____
36, 40, 44, _____, _____, _____, _____	184, 186, 188, _____, _____, _____, _____
70, 65, 60, _____, _____, _____, _____	138, 135, 132, _____, _____, _____, _____
180, 176, 172, _____, _____, _____, _____	14, 12, 10 _____, _____, _____, _____





Write the numbers that come next in each pattern. Then colour in the pattern.
What do you notice about the numbers shaded with the same colour?

Counting in **fives**.

				5					10

Counting in **twos**.

	2		4						

Counting in **threes**.

		3			6				

Counting in **tens**.

									10



Extend the pattern.





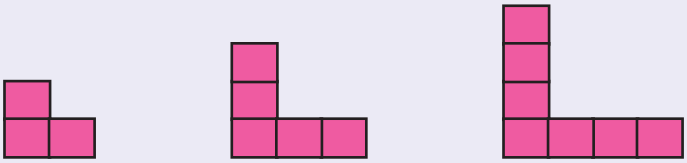

Teacher:
Sign:
Date:



11 12 13 14 15 16 17 18 19 20



Date:

Balls, boxes and cylinders







Circle the boxes in blue, the balls in red and the cylinders in green.





Colour the correct answer.



The box

slides rolls



The cylinder

slides rolls



The ball

slides rolls

1 2 3 4 5 6 7 8 9 10



Colour in the correct answer.



curved edge

straight edge



curved edge

straight edge



curved edge

straight edge



curved edge

straight edge



curved edge

straight edge



curved edge

straight edge



curved edge

straight edge



curved edge

straight edge

Say if the ball is behind, in front of, next to or on top of the box.



behind | in front of

next to | on top of



behind | in front of

next to | on top of



behind | in front of

next to | on top of



behind | in front of

next to | on top of

Teacher:

Sign:

Date:

11 12 13 14 15 16 17 18 19 20



Date:

Draw, name and compare 2-D



Draw the shapes.

Triangle		Circle	
Square		Rectangle	



Counting the shapes.

Count how many shapes like this you can find in the picture.





1 2 3 4 5 6 7 8 9 10



Colour all the



big circles red, small circles green;

big triangles blue, small triangles orange;

big squares yellow, small squares purple;

big rectangles brown, small rectangles pink.

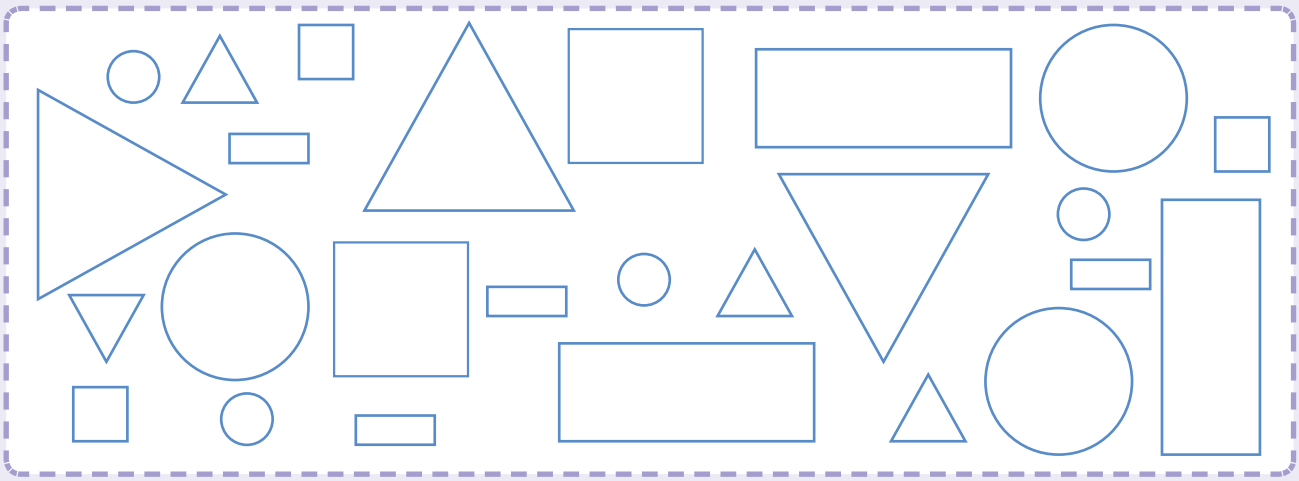



How many sides?

How many sides does each shape have? Write the number in the block.
We have done one for you. Are the sides straight or curved? Colour in the correct answer.

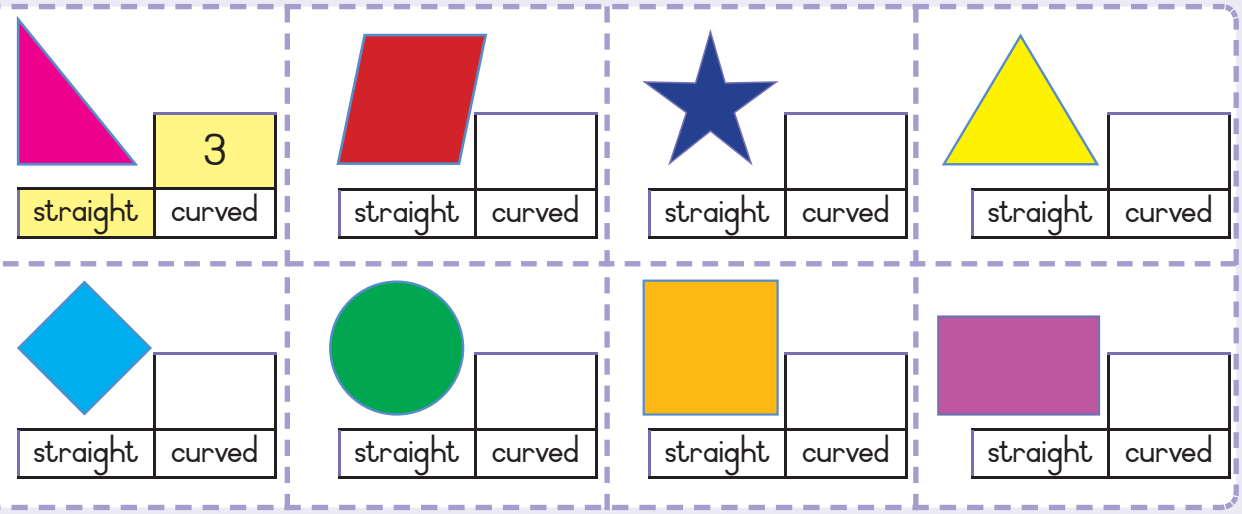







12

Date: _____

Time passes



Reading the time

What times do these clocks show?






_____ o'clock _____ o'clock _____ o'clock _____ o'clock



Jump around the clock

Help Minnie Mouse count the minutes in 5s.
Start at the 12. Go all the way around.



How many minutes do you count? _____

How many minutes in 1 hour? _____



Writing the time

Draw the hands to show the times.



10 past 6



20 past 8



5 past 11



half past 5



Zander walks to school.





He leaves home.



He gets to school.

How long does Zander take? _____

4 Baking day

Maria bakes bread.



The bread goes into the oven.



The bread comes out.



The bread bakes for _____ minutes.

5 Challenge

I can see a pattern.



In double time

a. Change the hours to minutes.

Hours	1	2	4	8
Minutes	60			

b. Mandla takes 45 minutes to get to school. Zander takes twice as long. How many hours does Zander take to get to school?

Teacher:
Sign:
Date:

Date:

Measuring length



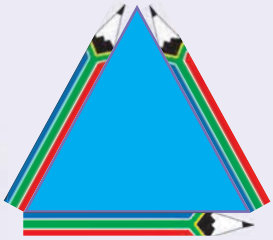

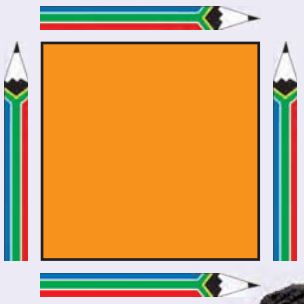





All the sides of this triangle are 3 pencils long.

All the sides of this square are 4 pencils long.





I wonder how long and wide the rectangle is.

How many pencils long is the rectangle? ☐

How many pencils wide is the rectangle? ☐

length



width



How did you use the pencils to count?





Mystery lengths

a. How many of the red lines do you need to cover the black line?



b. How many of the red lines do you need to go all the way around the rectangle?

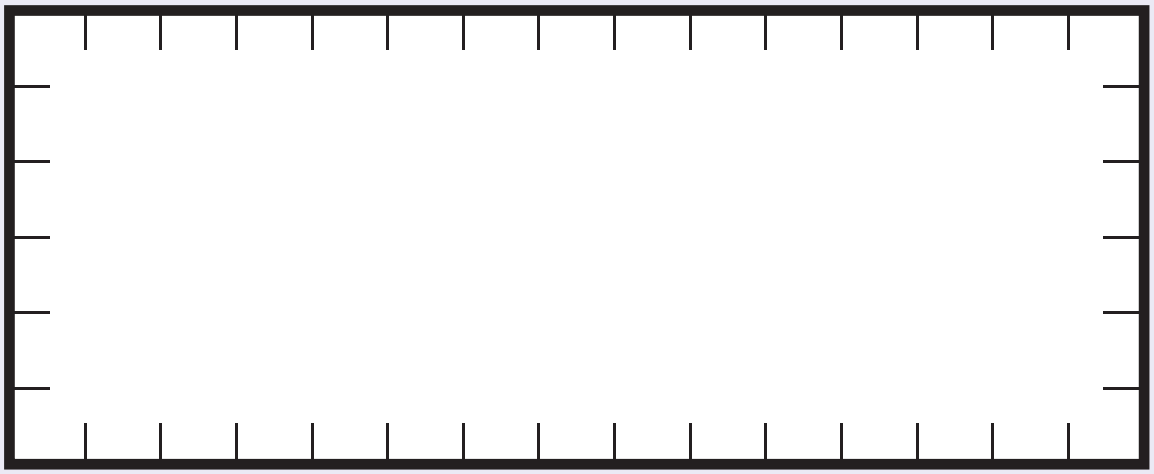

c. Which is longer, the top path or the lower one, or are they the same?

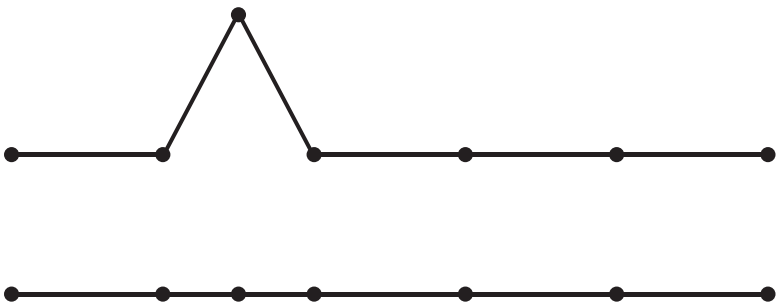

Answer _____

Why? _____

Teacher:
Sign:
Date:



11 12 13 14 15 16 17 18 19 20

14

Date: _____

Capacity





The measuring jug holds 10 cups of water. I have already put two cups into the measuring jug.

How many more cups of water will fill the container?

_____



How many cups of water are in the container?
How many cups more do we need to fill the container?

a.



In the container: 1 Need more: 9

b.



In the container: ____ Need more: ____

c.



In the container: ____ Need more: ____

d.



In the container: ____ Need more: ____

e.



In the container: ____ Need more: ____

f.

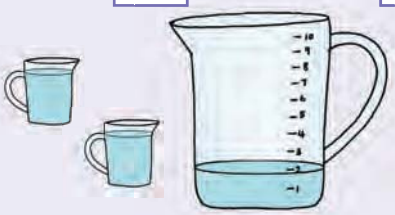

In the container: ____ Need more: ____

1 2 3 4 5 6 7 8 9 10



Write the intervals on this measuring jug. We have shown interval 5.

Fill in the other intervals on the jug.



If one cup fills the jug to the second interval, how many cups do you need to fill the jug to:

a. 4 _____

b. 6 _____

c. 8 _____

d. 10_____



Tick the containers which hold 1 litre of liquid.













Teacher:

Sign:

Date:



11 12 13 14 15 16 17 18 19 20

15

Date:

Working with mass



Let's measure how heavy we are!

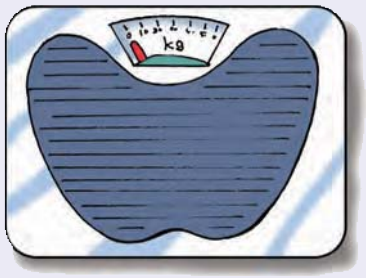

To find out how heavy or light we are, we use a scale.

We use kilograms to measure how heavy we are.
We use this abbreviation: kg. Who weighs the most?


41 kg


38 kg


41 kg


42 kg


39 kg



We use a balance scale to measure mass.



On this scale both apples weigh the same.





Answer the question. Write a or b.

On which scale is the green apple heavier than the red apple ☐

On which scale is the green apple lighter than the red apple ☐

1 2 3 4 5 6 7 8 9 10

Balance the scales.

We did the first one for you.



Two bricks weigh the same as four balls.

Draw how many bricks or balls you need to make these scales balance.

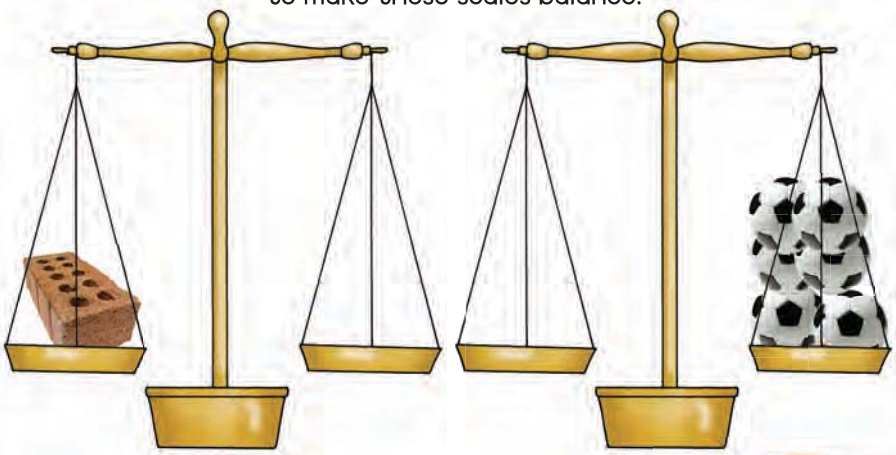



If one parcel weighs 3 kg, how much will 2 and 3 parcels weigh?

a. 2 _____

b. 3 _____

c. Can I measure 4 parcels at the same time on this kitchen scale? _____

Why or why not? _____

_____

_____

Tick the containers which hold 1 kg, 500g, 250g, 200g packets.



Teacher:

Sign:

Date:

16

Date:

Data handling



Shoes in the class



Read the story.

Thabo: Wow, Miss! Jack is a giant! He wears size 6 shoes!

Mrs Khoza: Well! Yes, Thabo, that is big for a nine year old!
What size shoe do you wear Thabo? What sizes do the rest of the class wear? Let's do a survey!

The learners call out their sizes, one by one.

Mrs Khoza writes the sizes on the board.

Mrs Khoza: Count, then write how many of each size.

2	2	3	1	2	3	1	4	3	2	3
2	3	2	6	2	2	3	3	3	4	3
4	2	2	3	3	5	3	2	2	2	1
1	1	2	4	2	3	2	3	4	2	4
4	3	2	2	3	1	2	2	1	4	3

Fill in the table below.

Shoe sizes in the class					
Size 1	Size 2	Size 3	Size 4	Size 5	Size 6

1 2 3 4 5 6 7 8 9 10



Now draw a pictograph

 = one learner

					
Size 1	Size 2	Size 3	Size 4	Size 5	Size 6



Now answer these questions.

a. Most learners wear shoe size _____.

b. The fewest number wear size _____.

c. _____ children took part in this survey.



What about you?

Find out what shoe sizes you and your friends wear!

- Work in a group of 6 to 8.
- Collect your data.
- Write the number of shoe sizes in a table.
- Compare answers with other groups.







17

Date: _____

Compare and order numbers

75	76	77	78	79	80	81	82	83	84	85	86	87	88	89	90	91	92	93	94	95	96	97	98	99

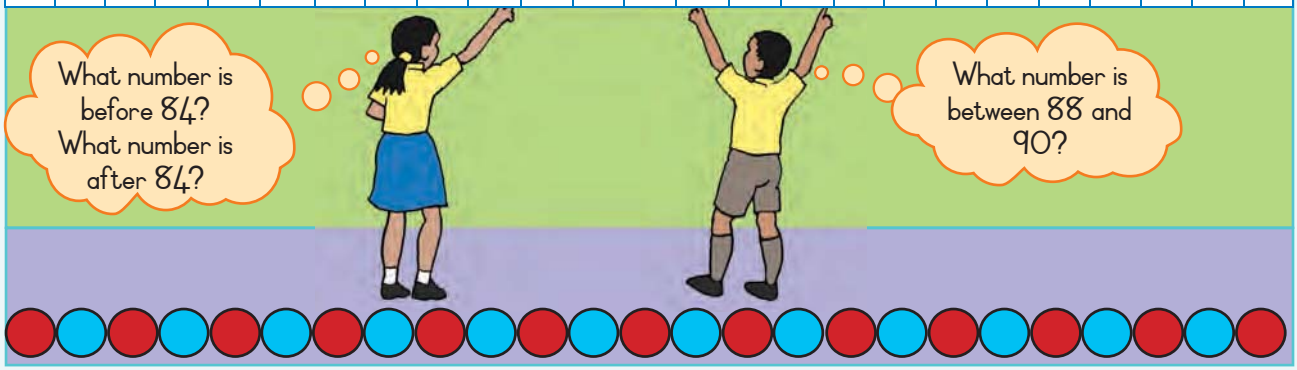



Fill in the missing numbers.

51									
						67			
71									
									100

Use the number board to answer the questions.

- Which number is before 68? _____
- Which number is after 68? _____
- Write down five numbers smaller than 71. _____, _____, _____, _____, _____
- Write down five numbers bigger than 71. _____, _____, _____, _____, _____
- What numbers are between 79 and 84? _____
- Write the numbers from the smallest to largest. 73, 52, 50, 59, 61

  _____
- Write the numbers from the largest to smallest. 74, 96, 99, 91, 38

  _____

1 2 3 4 5 6 7 8 9 10



Complete the table. Start with the given number.

	one more	one less	ten more	ten less
25				
39				
74				
56				
40				



Circle the biggest number.

78	87	17

36	63	33

Circle the smallest number.

99	19	9

14	41	40



If < means smaller than, and > means bigger than, complete:

64 [>] 32 23 [>] 18

57 [ ] 98 89 [ ] 57



Find 5 numbers in a newspaper between 50 and 99 and paste them here.

Teacher:
Sign:
Date:



11 12 13 14 15 16 17 18 19 20

18

Date: _____

Place value to 99



Showing numbers using objects

We can show numbers with place value blocks.

A small block stands for a 1. It is a **unit**.

A rod of 10 small blocks stands for a 10. It is an **10**.

Tens	Units
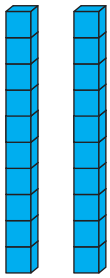	

You can show a number using tens and units.

Here is how to show 47.

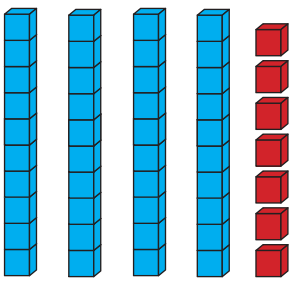

Tens	Units
4	7

forty seven

47



Writing numbers in digits and words

a. Under the picture, write how many tens and how many units.
Then write the number in symbols and words.

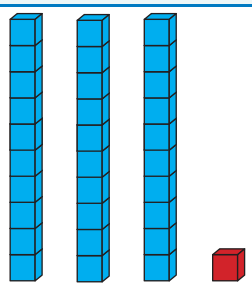		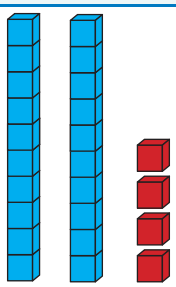		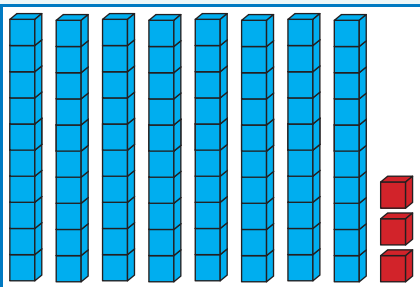	
Tens	Units	Tens	Units	Tens	Units
3	1				
31 thirty-one		_____ _____		_____ _____	



1 2 3 4 5 6 7 8 9 10



b. We can also use our number cards to show it.





Number	How many tens?	How many units?	Write the number in words
26	2	6	Twenty six
46			
99			



What is the number?

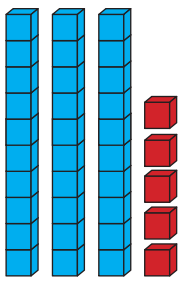



Tens	Units
3	5

thirty five

35

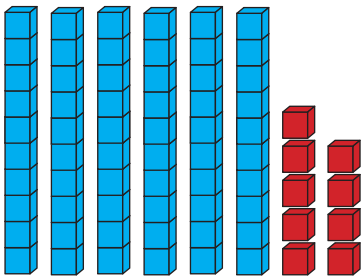

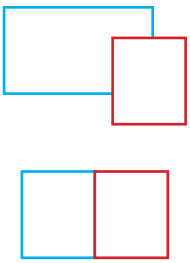

Tens	Units



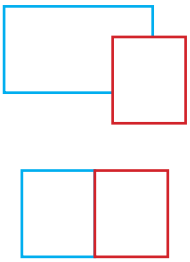

Tens	Units



Teacher:

Sign:

Date:



11 12 13 14 15 16 17 18 19 20

19

Date: _____

Putting tens together when we add to 99



Reading

Here is one way to show 22.

Tens	Units
1 ten	12 units
10	10 2

We have one ten

We have twelve units.

We will put 10 of the units in a group.

Now we have another way to show 22.

Tens	Units
2 tens	2 units
20	2

Let's add 27 + 4. The blue blocks are the units we start with and the red units are the units we are adding to them.

27 is 2 tens and 7 units.

Then we add 4 more units.

Tens	Units
2 tens	7 units + 4 units
20	7 4

We have 2 tens and 11 units.

Tens	Units
	We can show 10 units as 1 ten.
20	10 1

Now we have

3 tens + 1 unit = 31

Tens	Units
	___ + ___ = ___
30	1

1 2 3 4 5 6 7 8 9 10



Write the number sentence shown by the picture.

Tens	Units

10 + 5 + 6

Tens	Units

___ + ___ + ___

Tens	Units

___ + ___ = ___

Complete the pictures. Write the number sentences shown by the picture.

Tens	Units

Tens	Units

Tens	Units

Tens	Units

Tens	Units

Tens	Units

Teacher:
Sign:
Date:

11 12 13 14 15 16 17 18 19 20

20a

Date:

Add on a number line

Sit at your desk!



In our school each learner has their own desk.
There are 46 learners in Grade 3A and 24 in Grade 3B.
How many desks do we need for both classes?

Working with a partner

Look at how these three learners used a number line to solve the problem. Complete the sums using the example.



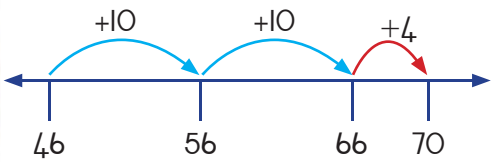

This is what I do: I first add 10. This brings me to 56.
Then I jump another 10 to get to 66.
And lastly, I jump 4 more to land at 70.

= 46 + 10 + 10 + 4
= 56 + 10 + 4
= 66 + 4
= 70

I must add 24 to 46.



a. 32 + 25 = ☐



b. $52 + 26 =$ ☐

c. $46 + 25 =$ ☐



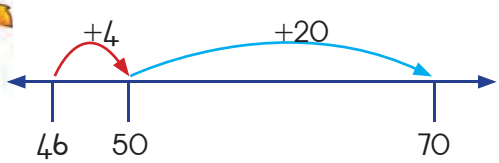

I must add 24 to 46.



This is what I do: First I will jump 4. That will bring me to 50.
I can jump 20 more, which brings me to 70.

$= 40 + 10 + 20$

$= 50 + 20$

$= 70$

a. $36 + 41 =$ ☐

Teacher:
Sign:
Date:

20b

Date:

b. $57 + 19 =$ ☐



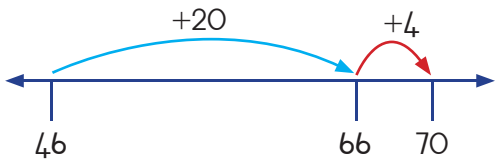

I must add 24 to 46.



This is what I do: From 46, I can jump 20. That brings me to 66.
Now I have to jump 4 more and then I reach 70.

$= 46 + 20 + 4$

$= 66 + 4$

$= 70$

a. $63 + 24 =$ ☐

b. $65 + 29 =$ ☐





4 How many loaves?

The baker delivers 54 brown  and 68 white  loaves.

a. How many loaves altogether?

b. Find the total on a number line. Show the numbers and the size of the jumps.

5

Add the following without using a number line. Use any other method you like.

38 + 24 =

58 + 17 =

75 + 16 =

83 + 29 =

Teacher:
Sign:
Date:

11 12 13 14 15 16 17 18 19 20



Date:

Subtract on a number line

One learner! One ruler!



The class needs 53 rulers. We have only 35.

How many more do we need? 53 – 35 =

Working with a partner

Read how the same three learners use a number line here. Complete the sums using the example.



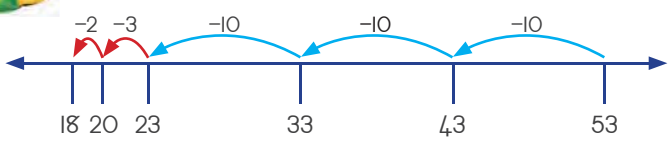

I have to subtract 35 from 53. Subtraction means to take away.



So, I will start at 53 and take away. I'll take away 10, 10, 10 – that brings me to 23. Now to take away five. First I take away 3, and I come to 20. I take away 2 more and I get to 18. So we need 18 rulers.

= 53 – 10 – 10 – 10 – 3 – 2

= 43 – 10 – 10 – 3 – 2

= 33 – 10 – 3 – 2

= 23 – 3 – 2

= 20 – 2

= 18



a. $68 - 24 =$ ☐

b. $74 - 38 =$ ☐

c. $92 - 87 =$ ☐



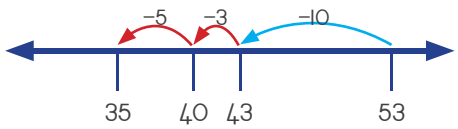

Subtraction means to find the difference between 53 and 35.



I'll start at 53 and count down to 35 to find the difference. If I count back by 10, I get to 43. I can count back 3 more to get to 40. Then I count down 5 more to get to 35.
10 plus 3 plus five is 18. So we need 18 more rulers.

a. $38 - 14 =$ ☐

Teacher:
Sign:
Date:

21b

Date:

b. $65 - 43 =$ ☐

c. $72 - 39 =$ ☐

d. $85 - 48 =$ ☐



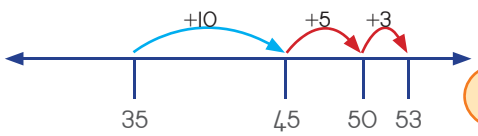

I can start at 35 and see how many jumps it takes me to count up to 53.



I can start at 35 and see how many jumps it takes me to count up to 53. Ten plus five plus three is 18. We need 18 more rulers.

a. $84 - 32 =$ ☐

1 2 3 4 5 6 7 8 9 10

b. $96 - 53 =$ ☐

c. $78 - 19 =$ ☐

d. $63 - 47 =$ ☐

Going by taxi



The journey by taxi to town is 65 km.

So far the taxi has travelled 38 km.

How much further to go?
Use the number line to solve this problem.

☐ km

Teacher:
Sign:
Date:



Date: _____

It's party time



First plan!

Busi ask all of her friends to give her a picture of their favourite party food. This is what she has collected. Help to sort it.



Count, and write how many friends choose each kind of food.				
				
Number				





Complete the pictograph. Use your table to help you. Draw one face (☺) for each child that chooses that kind of food or drink.

☺			
☺			
☺			
☺			
☺			
☺			
☺			
☺			
☺			
☺			
			

Teacher:

Sign:

Date:



11 12 13 14 15 16 17 18 19 20



Date:

Counting up to 200



Count the apples



Fill in the numbers

1 Box has ____ apples

1 Row has ____ boxes

1 Row has ____ apples

4 Rows has ____ apples



How many apples can we pack in these boxes?

a. ____

b. ____

c. ____



Count on the number line.

a. How many apples will there be in five boxes? ____

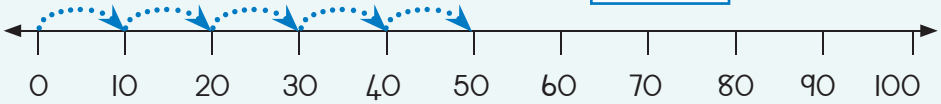

b. How many apples will there be in seven boxes? ____

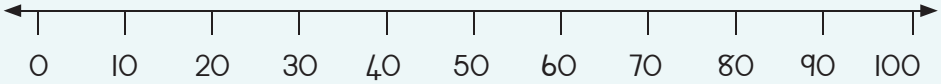



1 2 3 4 5 6 7 8 9 10



3 lots of 10 make 30 $3 \times 10 =$ 30 or $10 \times 3 =$ 30

5 lots of 10 make ____ × ____ = ____ or ____ × ____ = ____

2 lots of 10 make ____ × ____ = ____ or ____ × ____ = ____

5 Pairs of feet.

How many toes altogether?



$10 + 10 + 10 + 10 + 10 =$ 50 $5 \times 10 =$ ____ or $10 \times 5 =$ ____

Do these in the same way.

4 Pair of feet. How many toes?

____ = ____ ____ × ____ = ____ or ____ × ____ = ____

9 Pairs of feet. How many toes?

____ = ____ ____ × ____ = ____ or ____ × ____ = ____

Count in 10s.

10, 20, 30, 40, 50, ____, ____, ____, ____, ____,

____, ____, ____, ____, ____, ____, ____, ____, ____, 200

Teacher:

Sign:

Date:



Date:

Practice with 5s



How many fish? Make an estimate



Now count the fish. Find the total.



Counting in 5s

Find the total number of fish eggs. Write a + and × number sentence.
We have done the first one for you.

Fish and eggs	How many eggs altogether?	
5 fish, each lay 2 eggs	2 + 2 + 2 + 2 + 2 = 10	5 × 2 = 10
5 fish, each lay 10 eggs		
5 fish, each lay 4 eggs		
5 fish, each lay 3 eggs		
5 fish, each lay 6 eggs		
5 fish, each lay 8 eggs		
5 fish, each lay 5 eggs		



Complete the number sentences and number lines.

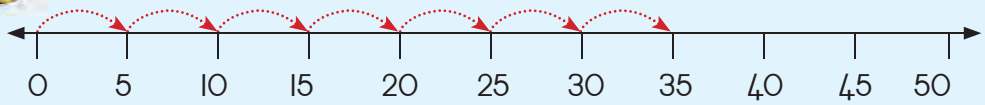

5 + 5 + 5 + 5 + 5 + 5 + 5 = 35 or 7 × 5 = 35

a.

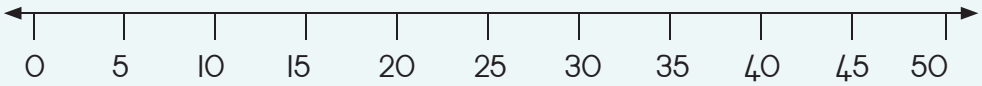

5 + 5 + 5 + 5 = ☐ or ☐ × ☐ = ☐

b.

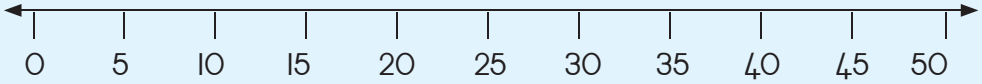

5 + 5 + 5 + 5 + 5 + 5 + 5 + 5 + 5 + 5 = ☐ or ☐ × ☐ = ☐

c.

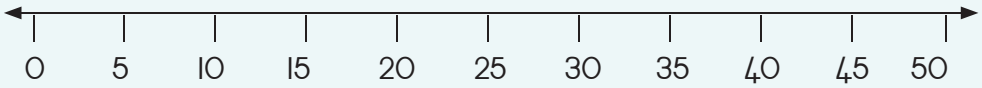

_ + _ + _ + _ + _ + _ + _ + _ + _ + _ = ☐ or 10 × 5 = 50

Catching fish

Sipho catches between 40 and 50 fish. He counts them in 2s and has 1 left over.

He counts them in 5s and has 2 left over. How many fish does Sipho catch? ☐

Teacher:
Sign:
Date:



11 12 13 14 15 16 17 18 19 20



Date: _____

Count in 2s



Counting the socks



a. How many pairs of socks? _____

b. How many socks are there? _____

c. Are there any socks left over? _____



Counting pairs of socks

Write how many pairs of socks there are and say if there are any left over.

Socks	Number of pairs	Number of socks	Single socks left over
			
			
			
			
			

Teacher:
Sign:
Date:



11 12 13 14 15 16 17 18 19 20



Date: _____

Count in 2s (continued)



Building pairs

Write down the even numbers from 0 – 60.

a. Write down the even numbers from 1 – 40.

2, 4, 6, _____

_____

_____

b. Write down the odd numbers from 1 – 40.

3, 5, 7, _____

_____

_____



Odds and evens

Draw a circle around the even numbers.

Draw a square around the odd number.

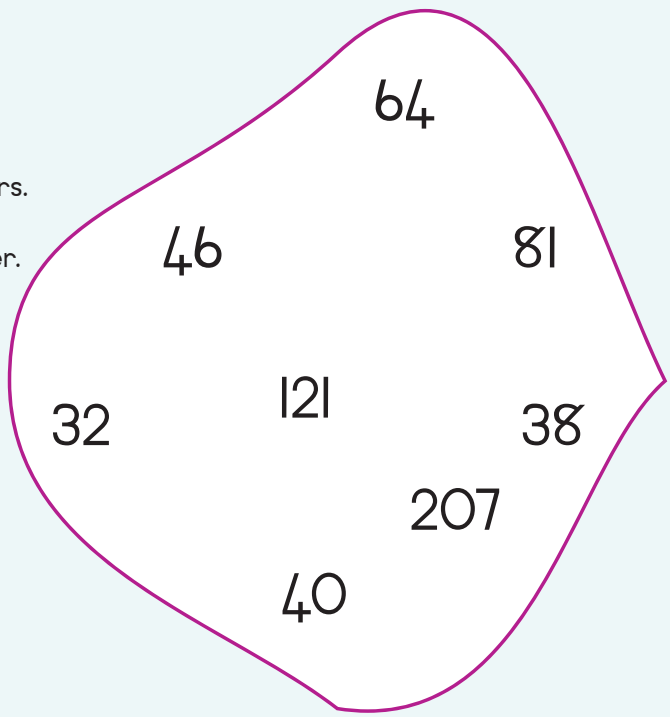



From pairs to socks

Example:

2 socks = 1 pair 

$2 \times 1 = 2$

20 socks = 10 pairs

$2 \times 10 = 20$

Write how many socks.

Think in 2s	Number sentence
1 pair = 2 socks	$2 \times 1 = 2$
2 pairs = _____ socks	$2 \times 2 =$
4 pairs = _____ socks	
8 pairs = _____ socks	
9 pairs = _____ socks	

Show the sum on the number line and complete.

Example:

$2 + 2 + 2 = 6$ or $3 \times 2 = 6$

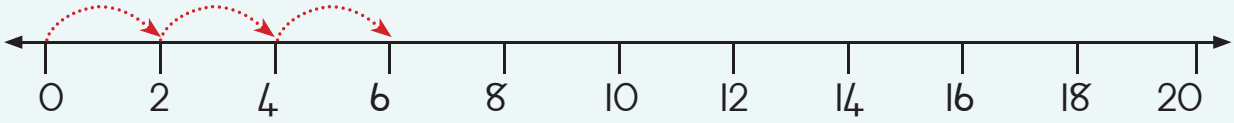

$2 + 2 + 2 + 2 + 2 + 2 + 2 =$ ☐ or ☐ × ☐ = ☐

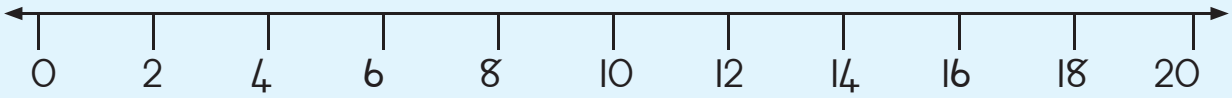





11 12 13 14 15 16 17 18 19 20



Date:

Money then and now



The story of our money

In South Africa we use rands and cents as our money.
We started to use rands and cents in 1961.

In those days the 1 cent coin had the lowest value, then the 2 cent coin and then the 5 cent coin.









Count the cents

Count the 1 cents.
How many cents are there?



How many more cents do you need to make R1,00?

Draw them in the block.



How many cents?

R1,00 =		c	R2,00 =		c
R3,00 =		c	R1,50 =		c



What does the fruit cost?

2  cost R4,00.

How many bananas for R20,00?

2  cost R2,00.

How many apples for R9,00?

Teacher:
Sign:
Date:



11 12 13 14 15 16 17 18 19 20



Date: _____

Count in 3s



Wheels in 3s



I tricycle has _____ wheels.



5 tricycles have _____ wheels.	$3 + 3 + 3 + 3 + 3 = 5 \times 3 =$ _____
2 tricycles have _____ wheels.	$3 + 3 = 2 \times 3 =$ _____
4 tricycles have _____ wheels.	
6 tricycles have _____ wheels.	
9 tricycles have _____ wheels.	
8 tricycles have _____ wheels.	



Number lines

Follow the example.

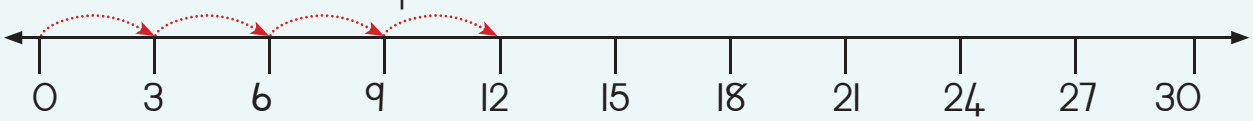

a. $3 + 3 + 3 + 3 =$ ☐ $= 4 \times 3 =$ ☐



b.

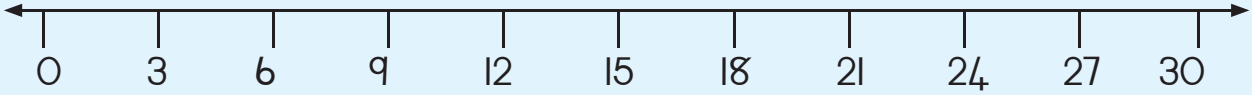

$3 + 3 + 3 + 3 + 3 = \square = \square \times \square = \square$

c.

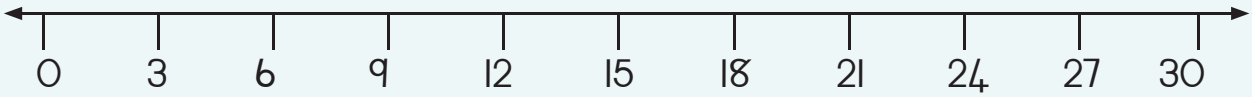

$\_\_\_\_\_ = \square = 6 \times 3 = \square$

d.

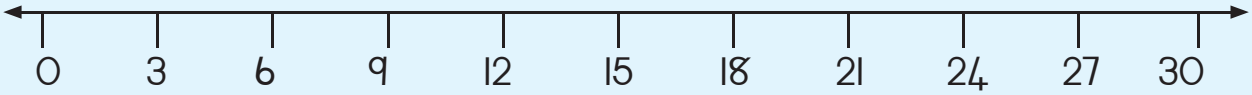

$\_\_\_\_\_ = \square = 10 \times 3 = \square$



Bicycles and tricycles





At the cycle shop Busi counts bicycle and tricycle wheels.

There are 14 wheels altogether.

How many bicycles are there? _____
How many tricycles are there? _____

Teacher:
Sign:
Date:



Date: _____

What comes in 4s?



Four legs

Some 4 number facts ...
4 + 4 = 8; 2 × 4 = 8



Cows' legs come in 4s.

What else comes in fours? _____



Counting the legs

Share answers.
Explain what you did.

Use the facts you know about 4s to answer these questions.

1 cow		4	legs	2 cows		8	legs
3 cows			legs	4 cows			legs
5 cows			legs	6 cows			legs
7 cows			legs	8 cows			legs
9 cows			legs	10 cows			legs





Complete the table below. Use the example to guide you.

3 cows have _____ legs.	$4 + 4 + 4 = 4 \times 3 =$ 12
5 cows have _____ legs.	
4 cows have _____ legs.	
7 cows have _____ legs.	
8 cows have _____ legs.	



Number lines

Show the multiplication sum on the number line and complete.

a.

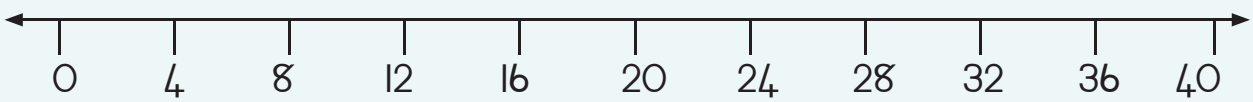

_____ = ☐ = $5 \times 4 =$ ☐

b.

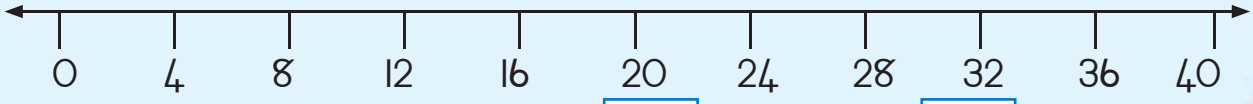

_____ = ☐ = $9 \times 4 =$ ☐

Teacher:
Sign:
Date:





Date: _____

Patterns in numbers



Grid patterns

Which number pattern do the circles in each 100 grid show?

Draw more circles to complete each pattern.

Write a name for each pattern.

a. Pattern: _____

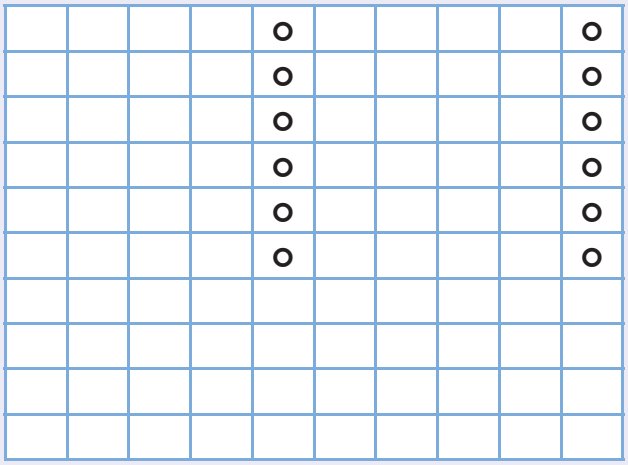

b. Pattern: _____

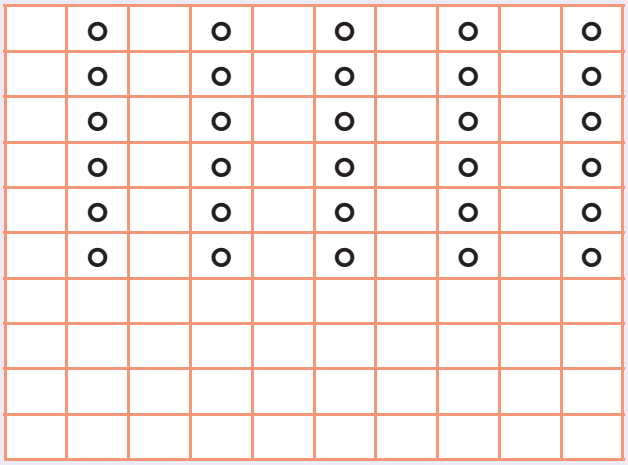

c. Pattern: _____

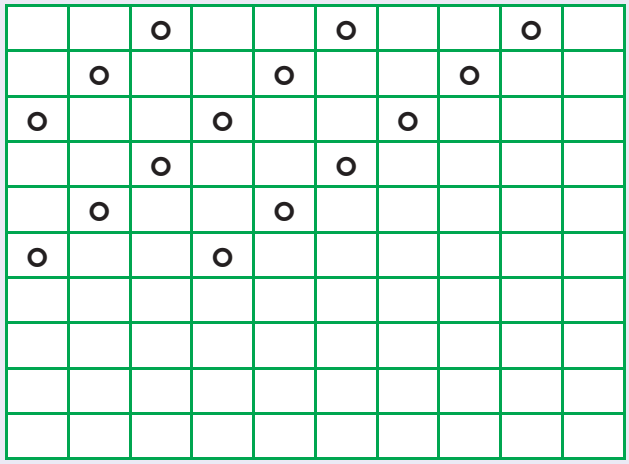

d. Pattern: _____

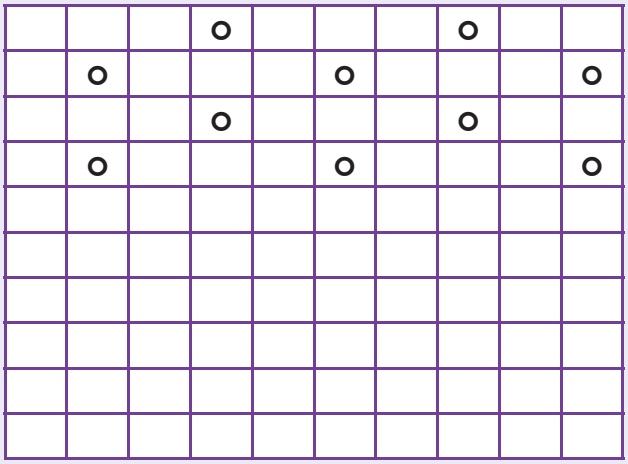



Making your own patterns

a. In this number pattern all the numbers are even. What can the other numbers be? Write them in.



b. In this number pattern the numbers are all odd. What can the other numbers be? Write them in.

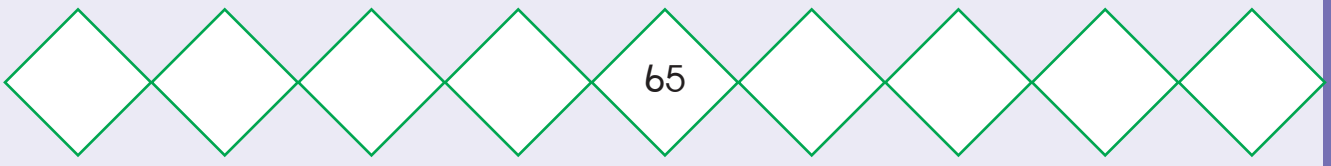



Where do they belong?

48	32	12	36	40	84	45
90	80	15	24	72	150	75

The 3s and 4s pattern	The 3s and 5s pattern	The 4s and 5s pattern
e. g. 48		



At the sea

Thembi collects between 60 and 70 sea shells.
When she counts them in 3s, she has 1 left over.
When she counts them in 5s, she has 4 left over.

How many shells does Thembi have?

_____

_____



Teacher:
Sign:
Date:



30a

Date:

Division



Share the sweets:



a. Share 30 sweets between 2 children.



We can write it as 30 ÷ 2 = 15

b. Share the sweets between 3 children.



÷ =

c. Divide the sweets between 5 children.



÷ =

1 2 3 4 5 6 7 8 9 10



We can use number blocks to do division.

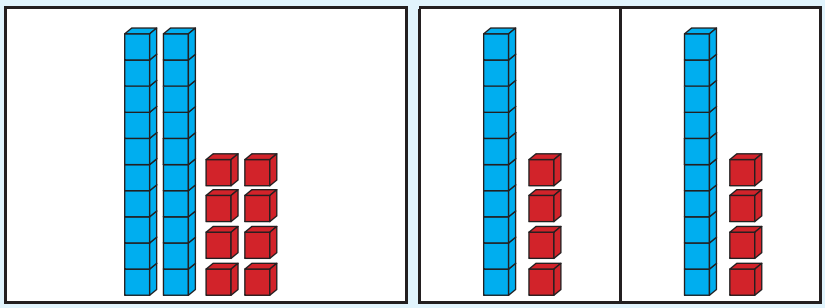

28 ÷ 2 = 14

Now do these.

a.

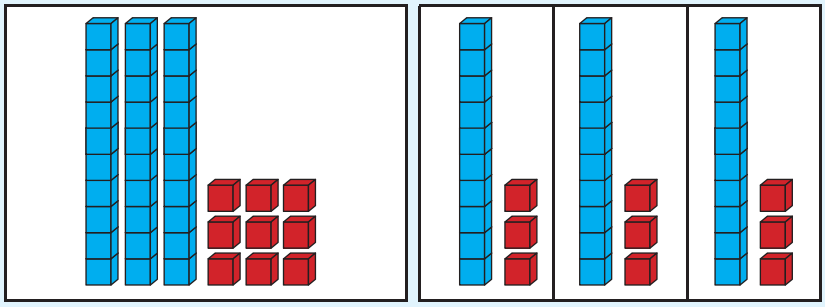

[ ] ÷ 3 = [ ]

b.

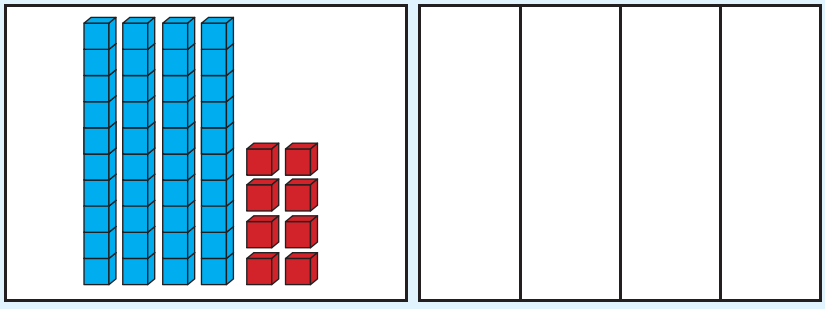

[ ] ÷ 4 = [ ]

Teacher:

Sign:

Date:

30b

Date: _____



Use the number lines to write a subtraction and division number sentence.

Example:

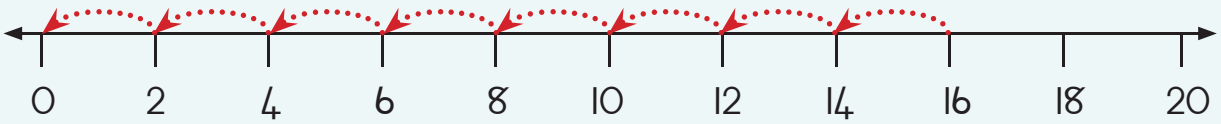

$16 - 2 - 2 - 2 - 2 - 2 - 2 - 2 - 2 = 0$

$16 \div 2 = 8$

a.

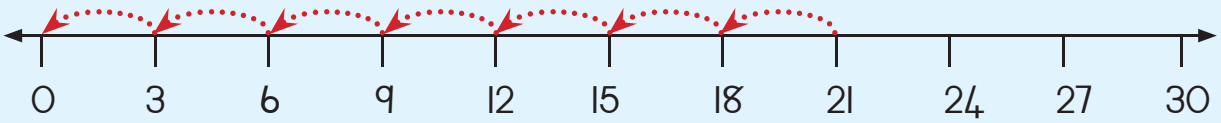

21 – _____

☐ ÷ ☐ =

b.



28 – _____

☐ ÷ ☐ =

c.

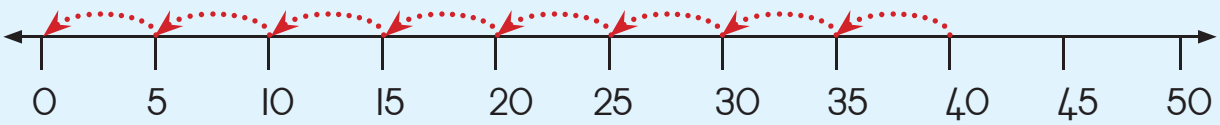

___ – _____

☐ ÷ ☐ =

1 2 3 4 5 6 7 8 9 10



Draw a number line and solve it.

a. $30 \div 5 =$

b. $22 \div 2 =$

c. $27 \div 3 =$

d. $32 \div 4 =$

e. $25 \div 5 =$

Challenge

Show all the ways you can divide 24 sweets equally between different groups of children.

Write a number sentence to show your answer.



Teacher:

Sign:

Date:

11 12 13 14 15 16 17 18 19 20

Date: _____

Fractions



Draw lines to match the shape with the fraction

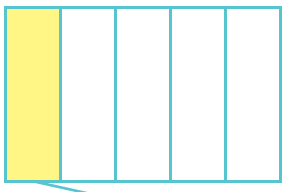

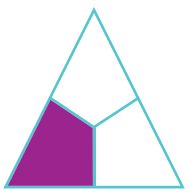

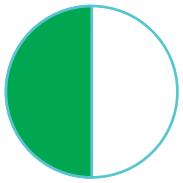



$\frac{1}{3}$ One third

$\frac{1}{5}$ One fifth

$\frac{1}{4}$ One quarter

$\frac{1}{2}$ One half



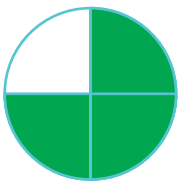



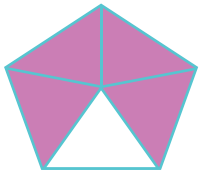

$\frac{3}{4}$ Three quarters

$\frac{4}{5}$ Four fifths

1 One whole

$\frac{2}{3}$ Two thirds

Divide and then colour the shape to show the fraction:

$\frac{1}{2}$ One half

$\frac{1}{3}$ One third

$\frac{1}{4}$ One quarter

$\frac{1}{5}$ One fifth

Show the fraction by drawing a line around the correct number of sweets:



$\frac{1}{2}$ One half



$\frac{1}{3}$ One third



$\frac{1}{4}$ One quarter



$\frac{1}{5}$ One fifth





Share the counters between the two children.

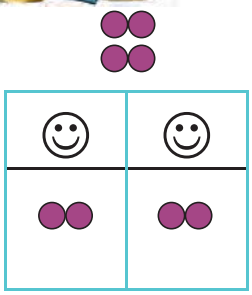	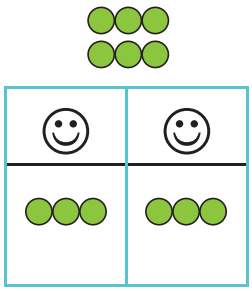	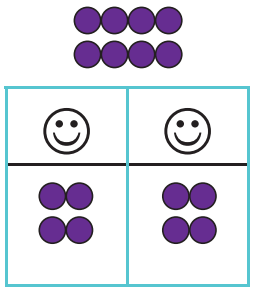	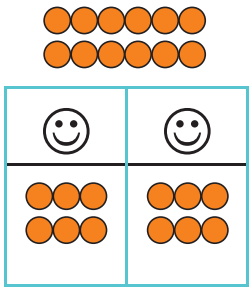
• We got 2 counters each. • $\frac{1}{2}$ of 4 counters is 2.	• We got _____ counters each. • _____ of _____ counters is _____.	• We got _____ counters each. • _____ of _____ counters is _____.	• We got _____ counters each. • _____ of _____ counters is _____.
$4 \div 2 = 2$	___ ÷ ___ = ___	___ ÷ ___ = ___	___ ÷ ___ = ___



Share the sweets between the children.

		
• $\frac{1}{4}$ of the sweets = 3 • $\frac{2}{4}$ of the sweets = 6 • $\frac{3}{4}$ of the sweets = 9 • $\frac{1}{4}$ of the sweets = 12	• $\frac{1}{3}$ of the sweets = ___ • $\frac{2}{3}$ of the sweets = ___ • $\frac{3}{3}$ of the sweets = ___	• $\frac{1}{5}$ of the sweets = ___ • $\frac{2}{5}$ of the sweets = ___ • $\frac{3}{5}$ of the sweets = ___ • $\frac{4}{5}$ of the sweets = ___ • $\frac{5}{5}$ of the sweets = ___





Date:

It's about time



Clockwise

We can write the same time in different ways.

		
2:15 quarter past two	5:30 half past five	9:45 quarter to ten

Write these times in 2 different ways.

		



2 Going home

How long does Ben take to get home?

_____ minutes

_____ hours



Ben leaves school.



Ben gets home.

3 Time flies

Time in 2s ...



How many ...

minutes in 2 hours? _____

hours in 2 days? _____

days in 2 weeks? _____

months in 2 years? _____

4 How many days?

April						
M	T	W	T	F	S	S
1	2	3	4	5	6	7
8	9	10	11	12	13	14
15	16	17	18	19	20	21
22	23	24	25	26	27	28
29	30					

May						
M	T	W	T	F	S	S
		1	2	3	4	5
6	7	8	9	10	11	12
13	14	15	16	17	18	19
20	21	22	23	24	25	26
27	28	29	30	31		

June						
M	T	W	T	F	S	S
					1	2
3	4	5	6	7	8	9
10	11	12	13	14	15	16
17	18	19	20	21	22	23
24	25	26	27	28	29	30

April 27 is Freedom Day.

June 16 is Youth Day.

a. From Freedom Day to Youth Day there are _____ whole months, _____ whole weeks and _____ days.

b. How many whole weeks in all? _____

How many days left over? _____. How many days in all? _____.

c. Lebo's birthday is 7 days before Freedom Day.

Musa's birthday is two days after Youth Day.

Who is older? _____ By how many days? _____

Check. Compare. Correct.

Teacher:

Sign:

Date:





Date: _____

Target 200



Counting the numbers



Count and say all the numbers from 101 to 200.
Point as you go.



101	102								
111									
121									
131									
								149	
			154						
				165					
		173							180
181					186				
							198		200



Writing the numbers

a. Write the missing number in each blue square.

b. Write in the rest of the numbers.

c. Write the next 10 numbers after 200.

200; _____; _____; _____; _____; _____; _____; _____; _____; _____; _____



3 Write the missing numbers

a.

200		180			
					110
50					
				0	

b.

87		107	
167			
		207	
			237

4 Complete

200	+	30	+	5	=	235
200	+	40	+	7	=	_____
200	+	60	+	8	=	_____
	+		+		=	293
	+		+		=	256

Write the numbers in order from smallest to biggest.

_____

_____

_____

_____

_____

5 Counting on from 100

Work out what you need to get to the next number.

Start: 100 → +25 → 125 → ____ → 129 → ____ → 138 → ____ → 145 → ____ → 151 → ____ → 157 → ____ → 168

End

Teacher:
Sign:
Date:





Date: _____

Working with groups of numbers



Packing candles

Ma Nkosi works at a candle factory.
When the candles are ready, she packs them out like this in boxes on racks.



How many candles in each box? _____

How many boxes on each rack? _____

How many candles on each rack? _____





Boxes of candles

Ma Nkosi closes the boxes.

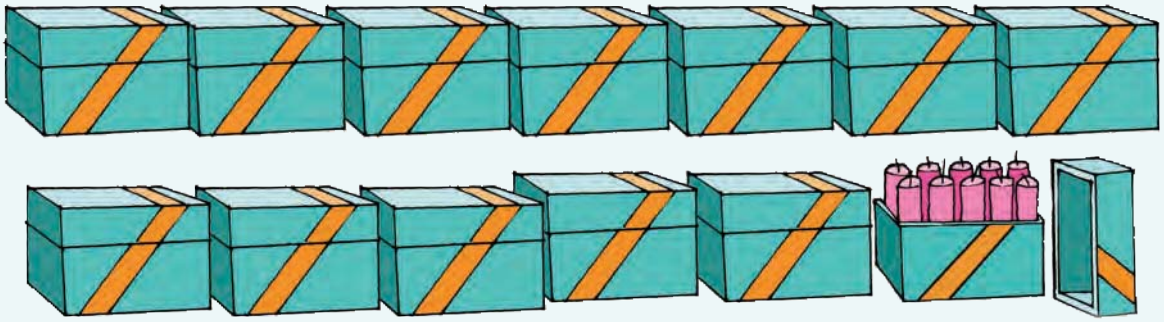

a. Count all the boxes.

How many boxes? _____
How many candles altogether? _____
How many more boxes does she need to fill to have 200 candles? _____

b. How many candles in:

2 boxes? _____	4 boxes? _____
5 boxes? _____	3 boxes? _____
6 boxes? _____	7 boxes? _____

c. How many boxes does she need for:

40 _____ boxes	70 _____ boxes
50 _____ boxes	30 _____ boxes

Teacher:
Sign:
Date:



11 12 13 14 15 16 17 18 19 20

35a



Date:

Putting tens together and taking them apart



Putting tens together when we add to 999

Let's add 56 + 73 =			
	5 tens and 6 units	+	7 tens and 3 units

100s	10s	1s

Together we have 12 tens.

We can put 10 tens toegether to make 1 hundred.

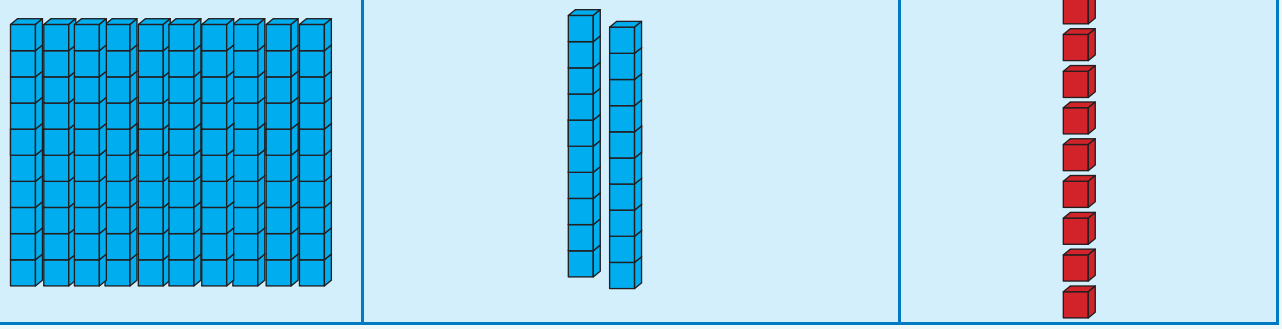







Let us try.

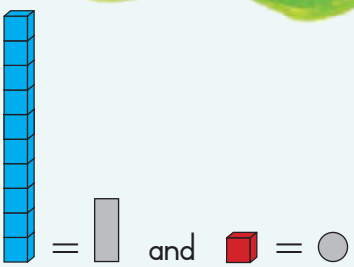

Example: 82 + 34

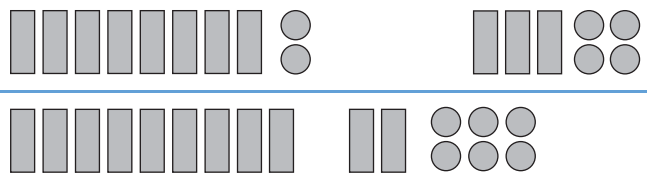

100 + 20 + 6 = 126

a. 65 + 52

b. 76 + 63

c. 86 + 65

Teacher:

Sign:

Date:



11 12 13 14 15 16 17 18 19 20

35b

Date: _____

Putting the groups together

Use your place value blocks.

Use base ten blocks to make these two numbers.	All together how many tens? how many units?	Did you group tens or units? Check the place value where you regrouped.	Write the number.
23 + 99 =	_____ tens _____ units	11 tens + 12 units = 110 + 12	122
38 + 25 =	_____ tens _____ units		
77 + 31 =	_____ tens _____ units		
68 + 45 =	_____ tens _____ units		
83 + 47 =	_____ tens _____ units		

Taking tens apart when we subtract

When we subtract, we sometimes need to show one ten as ten units, or one hundred as 10 tens.

Let's subtract: 60 – 55 =

We start with six tens and no units. We want to subtract five tens and five units. (The units we are taking away we coloured grey.)

	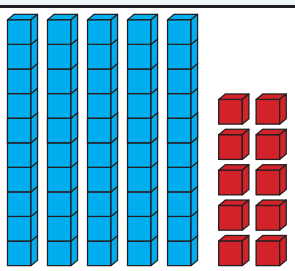	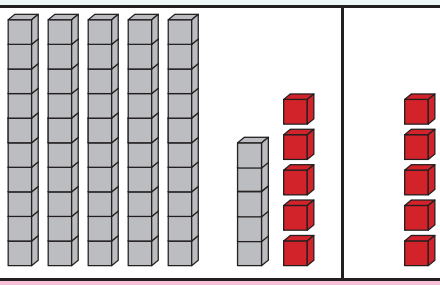
We can show six tens like this.	Or as five tens and ten units.	Take away five tens and five units. Five units are left.
		60 – 55 = 5

1 2 3 4 5 6 7 8 9 10

Let us try.

a. 70 – 28

			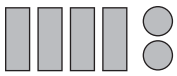
7 tens	6 tens and 10 units	70 – 28 =	42

b. 90 – 46

c. 80 – 53



Finding the number pair

a.

200	
30	

b.

200	
70	

c.

200	
	105

d.

200	
85	

Teacher:
Sign:
Date:

36

Date: _____

A visit to the dentist



A group of children visit the dentist.

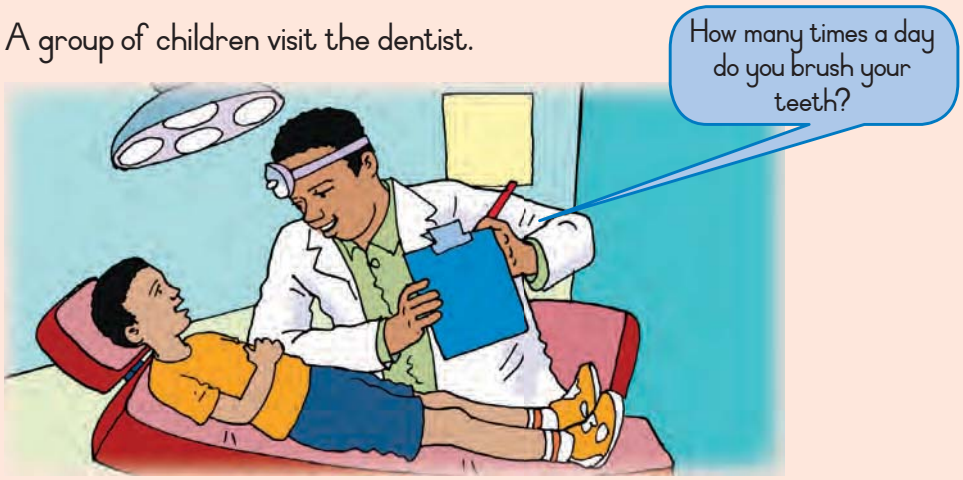

This is what the children tell him.  = 1 time

	✓	✓	✓	✓	✓	✓	✓	✓	✓				
	✓	✓	✓	✓	✓	✓	✓	✓	✓	✓	✓	✓	✓
	✓	✓	✓	✓	✓								

a. Count the ticks (✓) showing how often children brush their teeth. Write the numbers.

 Once a day	
 Twice a day	
 Three times a day	

b. What can you tell?

Most of the children brush _____ a day.
There are _____ children in the group.

1 2 3 4 5 6 7 8 9 10





Draw a pictograph of how many times a day the children brush their teeth.

 = 1 time



Do a survey in your class. Ask 15–20 learners.

a. How many times a day they brush their teeth? _____

b. Draw a pictograph like the one above to show your findings?

Teacher:

Sign:

Date:



11 12 13 14 15 16 17 18 19 20

37a



Date: _____

Add and combine



Writing out your sum



Busi can add **units** and **tens** and regroup them. She can add and subtract on paper, without blocks. Sometimes she likes to start with her number cards to show the numbers.

So for the sum 56 + 73, she finds these cards:



She writes it out like this:

50 + 70 + 6 + 3
= 50 + 70 + 9
= 120 + 9
= 100 + 20 + 9
= 129

She adds the units and puts down the 9 card.



She knows: 50 + 70 = 120.

She takes the **hundreds**, the 20 and the 9 card to make a 3-digit number.

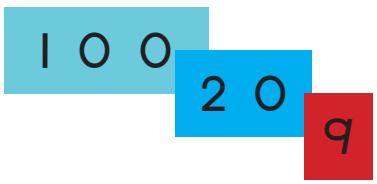



Dumi knows how the blocks work.

She does 56 + 73 like this:

50 + 6 + 70 + 3
120 + 9
= 129



Aakar likes to round off.

Here's how he does this one:

56 + 73
= 50 + 70 + 10 – 1
= 130 – 1 = 129



1 2 3 4 5 6 7 8 9 10



Now try for yourself. Do each one in two ways.





a. 86 + 62

Busi's method

80 + 60 + 6 + 2

Dumi's method

80 + 6 + 60 + 2

b. 72 + 63

c. 81 + 57

d. 69 + 71

Use Aakar's method to do this one.

Teacher:

Sign:

Date:



11 12 13 14 15 16 17 18 19 20

37b



Date:



Now let's subtract.

a. 87 – 53



Busi's method

80 – 50 + 7 – 3

= 30 + 4

= **34**



Dumi's method

80 + 7 – 50 + 3

= 30 + 4

= **34**

b. 95 – 73

c. 86 – 62

d. 85 – 69

1 2 3 4 5 6 7 8 9 10



Solve it!

There are many ways to add **units** and **tens** together. Choose the way you know and like best to solve these problems. Show your work.

a. Peter first picks 34 peaches and then 67 peaches.
How many peaches altogether?



b. The Malusi kids save R47 together.
Their mother adds R58. How much do they have now?



c. The school bus travels 88 km in the morning and 73 km in the afternoon.
How many km altogether?



Teacher:
Sign:
Date:



Date:

Solve it!



Bottle tops

Use any method you like. Show your work.



Sipho





Andile

Sipho counts out 87 bottle tops. Andile counts out 38.

How many more bottle tops does Sipho count?



The school concert



Musa



Musa sells tickets. He had 92 tickets to begin with. He has 67 left.

How many tickets has Musa sold so far?





More practice



There are 69 chickens in one pen and 95 in another.
How many chickens are there altogether?
Read how Gugu and Aakar solve the problem.



Gugu's way

$60 + 90 + 9 + 5$
$= 100 + 50 + 14$
$= 150 + 10 + 4$
$= 164$



Aakar's way

$69 + 95$
$= 70 + 95 - 1$
$= 70 + 90 + 5 - 1$
$= 160 + 4$
$= 164$



a. The boys collect R96 for a class trip. The girls collect R79.
How much do they collect altogether?

Use Gugu's way	Use Aakar's way

b. One school collects 76 kg of cans. Another school collects 68 kg cans.
How many kg of cans do the two schools collect altogether?

Use Gugu's way	Use Aakar's way

Teacher:
Sign:
Date:





Date: _____

Count and calculate



Finding the part

Write in the missing numbers.

a.

100	
	27

b.

100	
39	

c.

100	
43	

d.

100	
56	

e.

200	
140	

f.

200	
	110

g.

200	
135	

h.

200	
	120



Subtracting back from 220 to 100

Subtract the numbers in the pink box each time.

We have done the first one for you.

220 → −15 → 205 → −5 → ☐ → −10 → ☐ → −20 → ☐ → −20 → ☐ → −5 → ☐ → −5 → ☐ → −10 → ☐ → −15 → ☐ → −10 → ☐ → −5 → 100

Here is a way to check your answers.

Start at 100. Work back to 220.

But this time, add the numbers.



1 2 3 4 5 6 7 8 9 10





Families of three

Find 3 numbers that add up to the target number.
Rule: Only one number can end in 0.

Example:





50 more and 50 less

Write the answers in the 2nd row.

+50	70	125	150	81	96	122	134	111	70
	120								

−50	186	200	158	179	139	79	126	138	99
	136								

Teacher:
Sign:
Date:

40

Date:

Measuring in centimetres



How big is a centimetre?

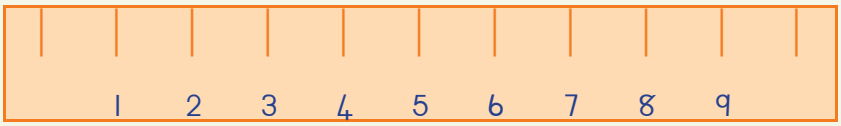

The numbers on the ruler stand for centimetres.
We use the abbreviation or symbol cm.
When you use a ruler, you must start to measure from 0.
Some rulers do not show the 0 like the one on this page.
Find zero cm on the ruler. Write 0 on the ruler.
Where is 10 cm on this ruler? Write 10 there.



Estimate, then measure accurately with your ruler, the total lengths of these lines in cm.

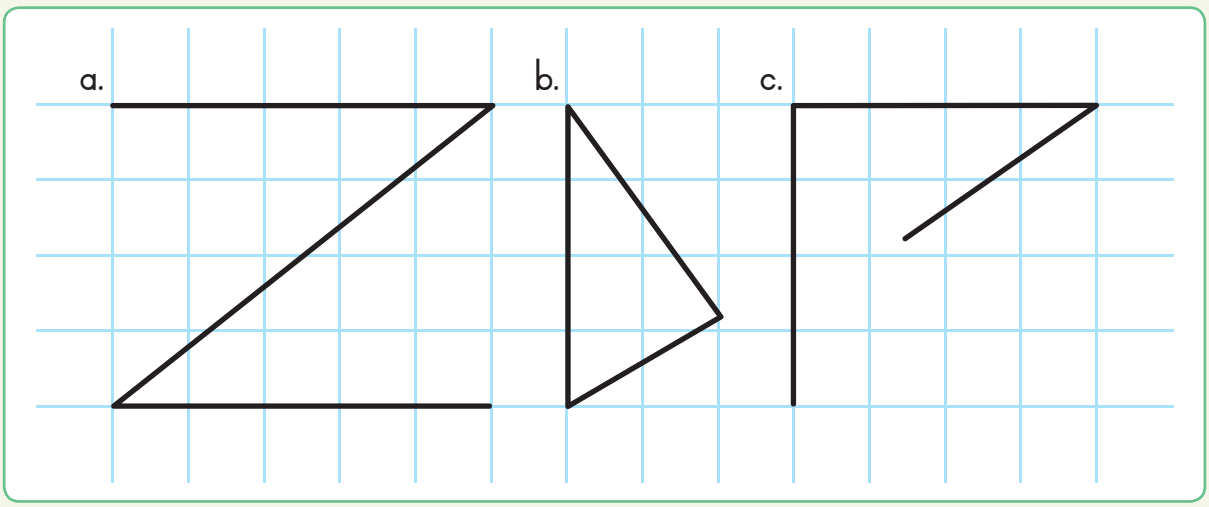

a. Estimate	cm	b. Estimate	cm	c. Estimate	cm
Measure	cm	Measure	cm	Measure	cm







How long is each line?

How many cm long is each line?
Use your finger to help you decide.

a. ——— □ cm	d. | □ cm
b. ——————— □ cm	e. ／ □ cm
c. — □ cm	f. ＼ □ cm



Are you sure?

Which is longer, the red line or the green line?

How can you check?

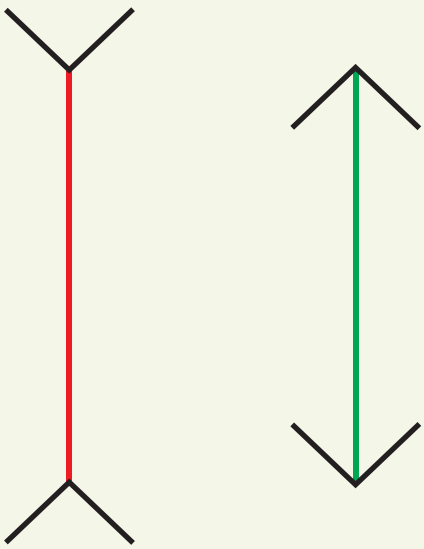



This is what is called an optical illusion.
This happens when your eyes are tricked into seeing something that is not really there.
The two lines are the same length.
The red line pointing inwards makes the green line look short and the green line pointing outward makes the red line look longer than it really is.

Teacher:
Sign:
Date:



11 12 13 14 15 16 17 18 19 20



Date: _____

Target 300



Counting and writing the 200s

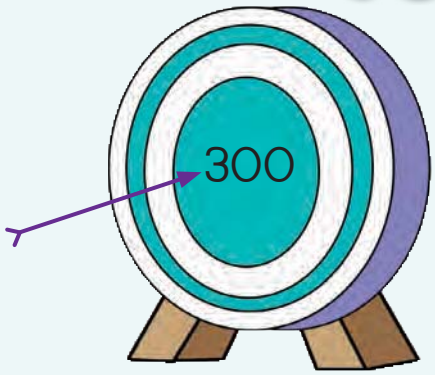

Count from 201 to 300.

Point as you go.

Then fill in the blue numbers first.

Write in the rest of the numbers.



201						207			210
211									
221									
231									
								249	
			254						
				265					
		273							280
281					286				
							298		300

Write the next 10 numbers after 300.

300; _____; _____; _____; _____; _____; _____; _____; _____; _____; _____





What's the jump?

301		281					
	171				211		
					101		



Showing and comparing

a. Write the numbers that go in each card.

298; 208; 301; 276; 227; 269; 311

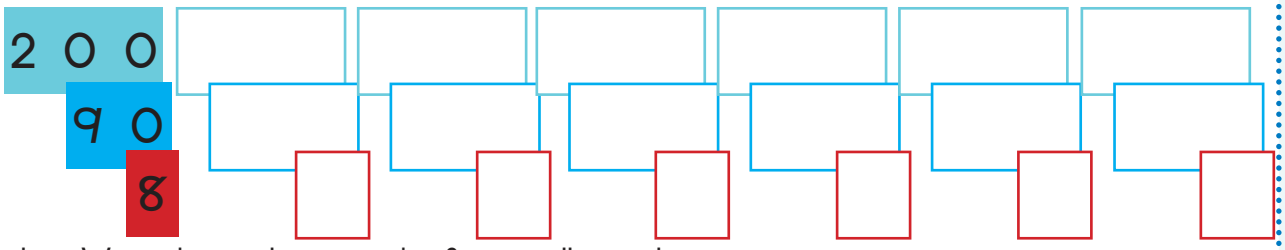

b. Write the numbers in order from smallest to biggest.

_____; _____; _____; _____; _____; _____; _____



What's the change? Write the missing numbers.

Start	200	+25	225		237		249			
End	300		286		278		261			

Teacher:
Sign:
Date:



42

Date:

Adding and subtracting with 100s

Using blocks to add

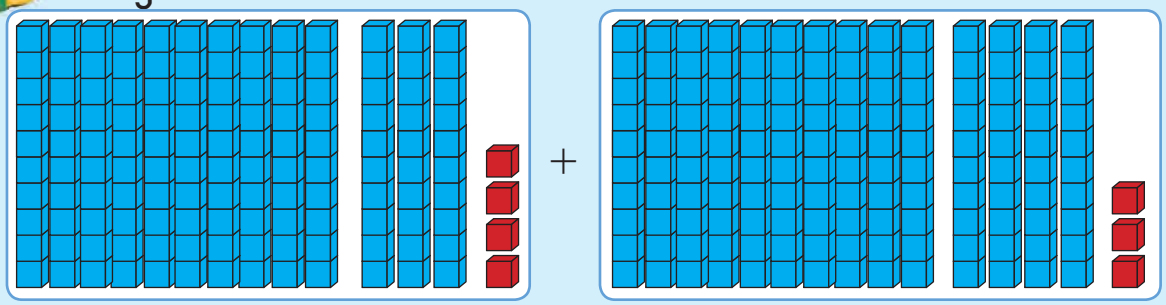

100 30 4 + 100 40 3

= 200 70 7

= 277

Follow the two methods. Show each answer in two ways.

a. 132 + 123

Busi's method

= 100 + 100 + 30 + 20 + 2 + 3

= 200 + 50 + 5

= 255

Dumi's method

132 + 123

= 200 + 50 + 5

= 255

b. 114 + 162



c. 276 + 148



Study each method. Work out each sum in two ways.

a. 158 – 146



Busi's method

= 100 – 100 + 50 – 40 + 8 – 6

= 0 + 10 + 2

= 12



Dumi's method

158 – 146

= 0 + 10 + 2

= 12

b. 194 – 122

c. 288 – 199

Teacher:

Sign:

Date:



Date: _____

Target 400



Counting and writing the 400s

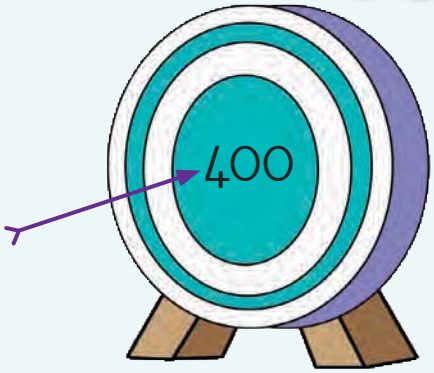

Count on from 300 to 400.

Say the numbers as you go.

Write the missing numbers on the grid.

301									310
				315					
									330
331				335					
								249	
				365			368		
		273							
									390
									400



Write the next 9 numbers after 400.

400; _____; _____; _____; _____; _____; _____; _____; _____; _____;



1 2 3 4 5 6 7 8 9 10





Count forwards and backwards

a. Counting forward from 300 in tens.

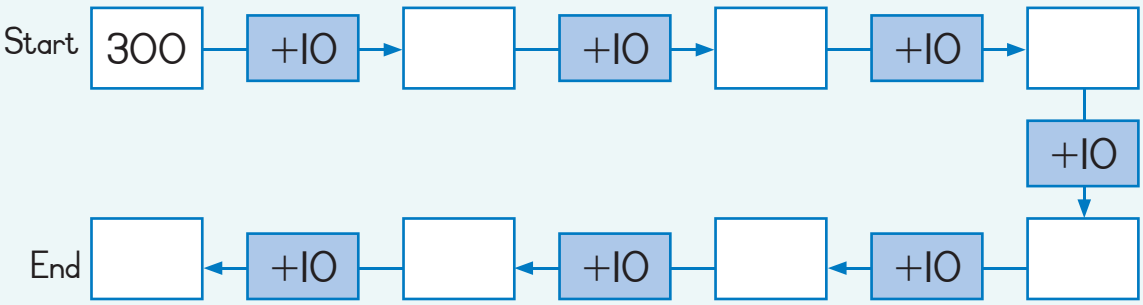

b. Count back from 400 in tens.

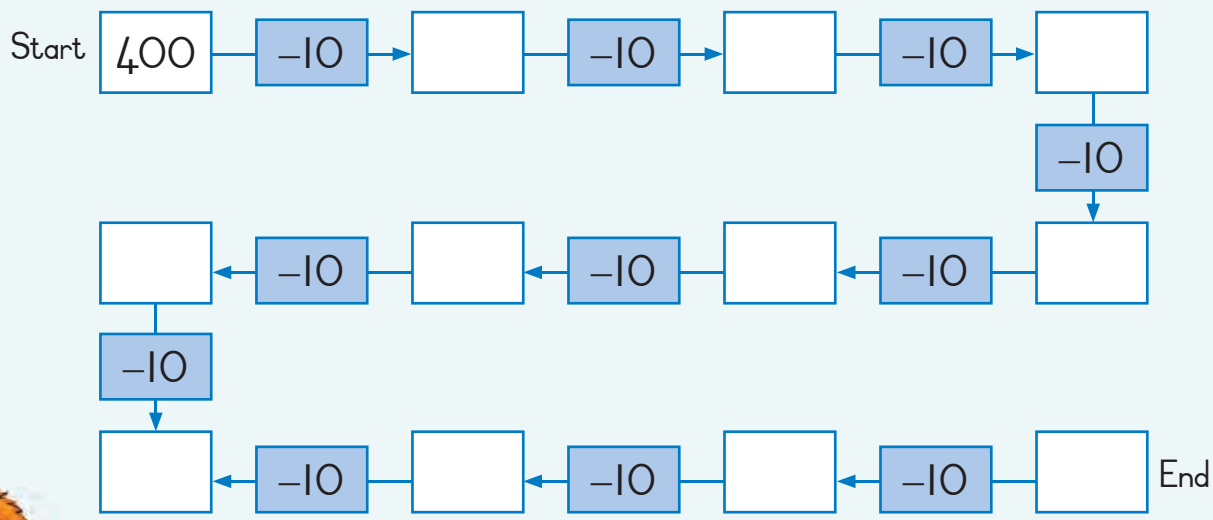



Write as one number

300 + 20 + 4 = _____

300 + 50 + 3 = _____

300 + 60 + 2 = _____

300 + 80 + 1 = _____

300 + 10 + 5 = _____

300 + 70 + 7 = _____

300 + 90 + 9 = _____

300 + 40 + 8 = _____

_____, _____, _____, _____, _____, _____, _____, _____

Write the numbers in order from smallest to biggest.





44

Date:

Weighing in



A special number

Add and write the answers.



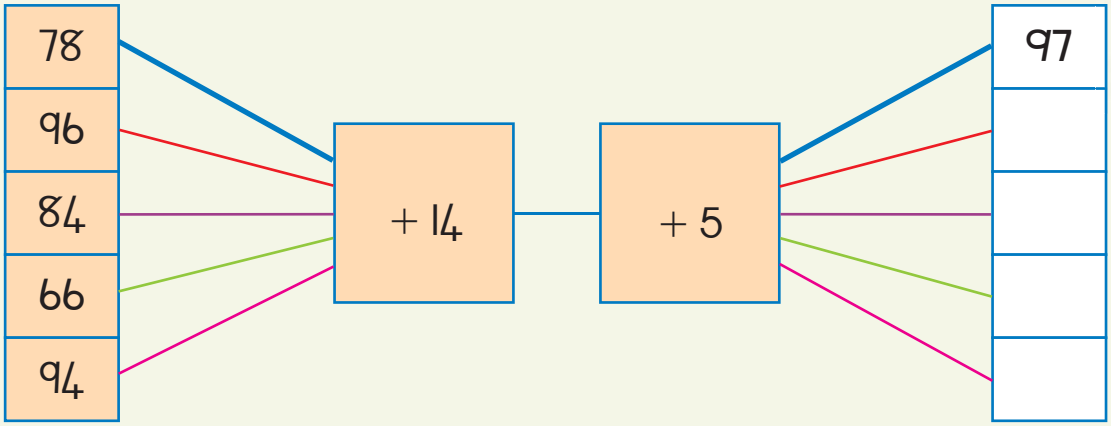



Rounding off and adding!

Think smart!

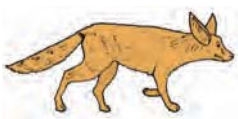				
Jackal 25 kg	Tortoise 98 kg	Baboon 59 kg	Baby zebra 88 kg	Pelican 9 kg

Round off the mass of each aminal to the nearest 10 kg.

_____

Write the mass of each animal in order from light to heavy.

_____

Estimate the total mass of the 5 animals.

_____





Combine their mass



I may not be as heavy as you, old Tortoise,
but I sure am faster!



Steps

- Use your rounded off amounts.
- Estimate the mass of the animals in each row.
- Calculate the totals.
- Compare the two totals and write the difference.

	I estimate	I calculate	The difference
			
			
			

Vusi's mass

Check. Compare. Correct.

Vusi adds his own mass to the mass of  and  .

Their total mass is 239 kg. How much does Vusi weigh? Show you answer.

What's my weight?

Play in a group. Take turns ...

Add your mass to the mass of some of the animals. Work out the total. Tell the answer to the group. Don't show them your work! They must then try and work out your mass.

Teacher:
Sign:
Date:

45

Date: _____

Target 500



Counting and writing

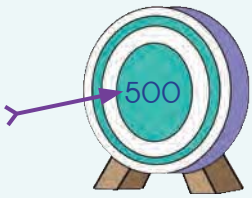

401				405					410
411									420
	422					427			
			434						
					446				
							458		
	462								470
		473				477			
481									490
								499	500

a. Count on from 400. Say the numbers as you go.

b. Write the missing numbers in the grid.

c. Write the next 9 numbers after 500.

500; _____; _____; _____; _____; _____; _____; _____; _____; _____

d. Count in 2s. Write the next 8 numbers in the **2s pattern**.

400; 402; _____; _____; _____; _____; _____; _____; _____; _____

e. Count in 5s. Write the next 8 numbers in the **5s pattern**.

400; 405; _____; _____; _____; _____; _____; _____; _____; _____

1 2 3 4 5 6 7 8 9 10





What's the change?

a. Add forward from 400.

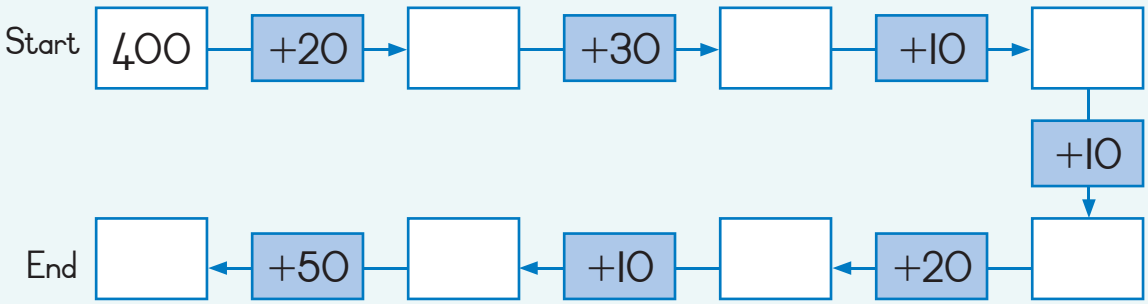

b. Count back from 500.

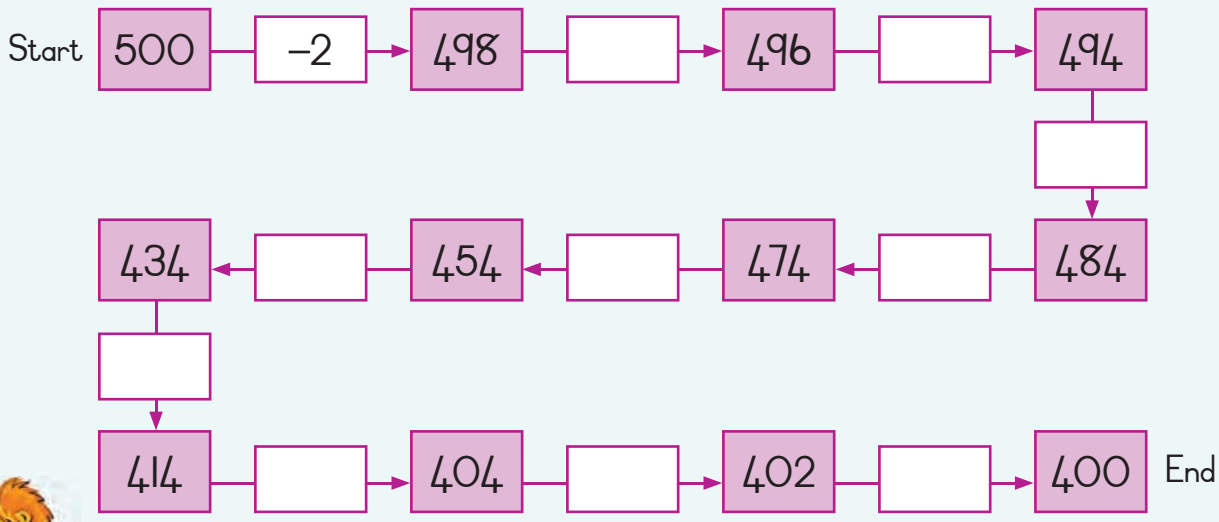



Showing the numbers. Follow the example.

Find the totals. Use your number cards to show each total.

405 + 10	415	400 + 10 + 5
446 + 10		
455 + 10		

398 + 10		
424 + 10		
460 + 20		

Teacher:
Sign:
Date:



46

Date:

More adding and subtracting

200 + 50 + 4 200 + 30 + 5	400 + 80 + 9	489



You are going to use Busi's and Dumi's methods again to add.





a. 245 + 231

Busi's method

= 200 + 200 + 40 + 30 + 5 + 1

= 400 + 70 + 6

= 476

Dumi's method

245 + 231

= 400 + 70 + 6

= 476

b. 278 + 136

c. 265 + 148



We are going to use Busi's and Dumi's methods to subtract.

a. 476 – 324



Busi's method

= 400 – 300 + 70 – 20 + 6 – 4

= 100 + 50 + 2

= 152



Dumi's method

476 + 324

= 100 + 50 + 2

= 152

b. 489 – 456

c. 482 – 161



Reaching the target

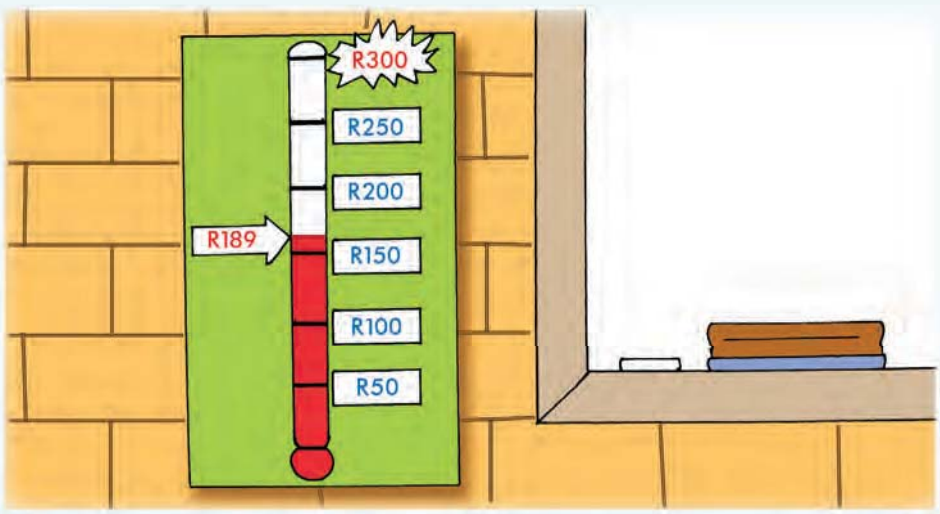

Study the picture.

How much more to reach the target?

R

Teacher:

Sign:

Date:



Date: _____

Sharpen your skills



Secret mountain

What's the name of the highest mountain in Gauteng? Use the code to find out.
Match each answer in the table to a letter in the code.

A	B	C	D	E	F	G	H	I	J	K	L	M
1	2	3	4	5	6	7	8	9	10	11	12	13
N	O	P	Q	R	S	T	U	V	W	X	Y	Z
14	15	16	17	18	19	20	21	22	23	24	25	26

Number clues	Answer	Letter
Example: $2 \times 3 \times 3 \times 1 =$ ☐	18	R
$50 + 50 + 50 + 100 - 200 - 45 =$ ☐		
$1 + 2 + 7 + 10 + 7 + 1 - 14 =$ ☐		
$60 - 30 + 50 + 20 - 50 - 15 - 20 =$ ☐		
$3 + 2 + 7 + 1 + 2 + 1 + 3 =$ ☐		
$5 + 3 + 30 = 4 + 2 + 12 +$ ☐		
$100 - 5 - 70 = 20 +$ ☐		
$36 + 44 - 60 - 2 =$ ☐		
$10 + 15 = 14 +$ ☐		
$2 + 1 + 14 + 9 + 14 = 25 +$ ☐		
$1 \times 2 \times 2 \times 2 \times 2 =$ ☐		

The mountain's name is _____







Look, think and answer!

✹	☾	✹	●	✹	☾	✹	●	✹	☾	✹	●	✹	☾	✹
1	2	3	4	5	6	7	8	9	10	11	12	13	14	15

a.

What shape will number 16 be? Tick (✓) the right one. ✹ ● ☾

What shape will number 18 be? Tick (✓) the right one. ✹ ● ☾

What shape will number 23 be? Tick(✓) the right one. ✹ ● ☾

b.

Number 50 will be a ✹. True or False?

Number 100 will be a ●. True or False?

Number 23 will be a ☾. True or False?



Check. Compare. Correct.



Which is more?

To get R2,50 a day pocket money for June and July.

Or to get R150 on the 1st of August.

Show how you worked it out.

Teacher:
Sign:
Date:





Date: _____

Symmetry

What do you notice about these shapes?

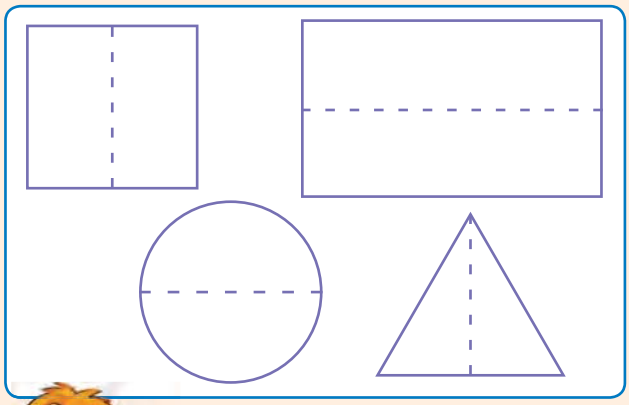

A line of symmetry divides a shape into two halves so that each half is a mirror-image reflection of the other.

A shape has symmetry if you can fold it along the line of symmetry so that the two halves match exactly.





Draw a line of symmetry for each shape.





Is the dotted line a line of symmetry or not. Circle the (Y) Yes or (N) No.

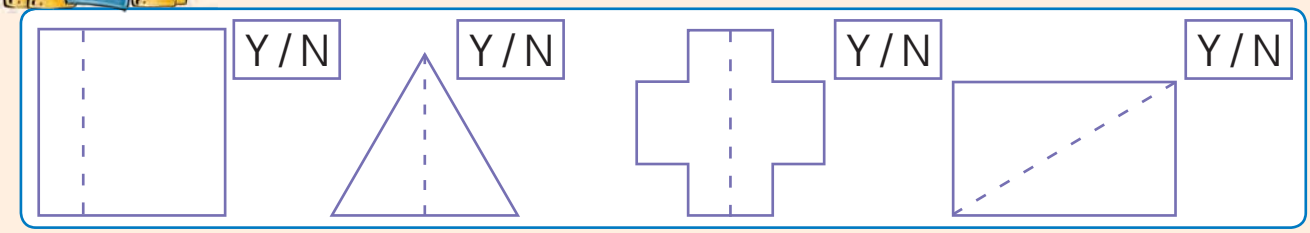



Is this a line of symmetry? Why?

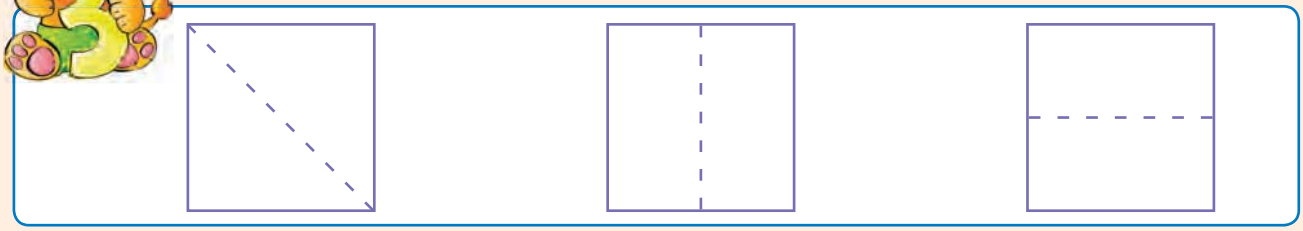



1 2 3 4 5 6 7 8 9 10



Draw shapes to make the picture symmetrical.

We have done the first one for you.

a.

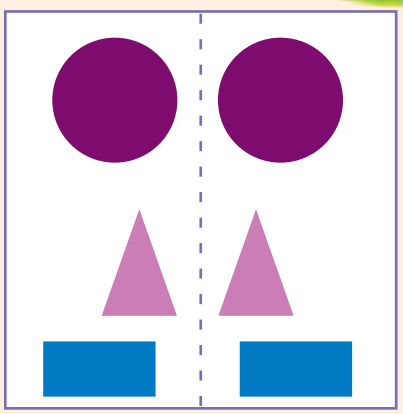

b.

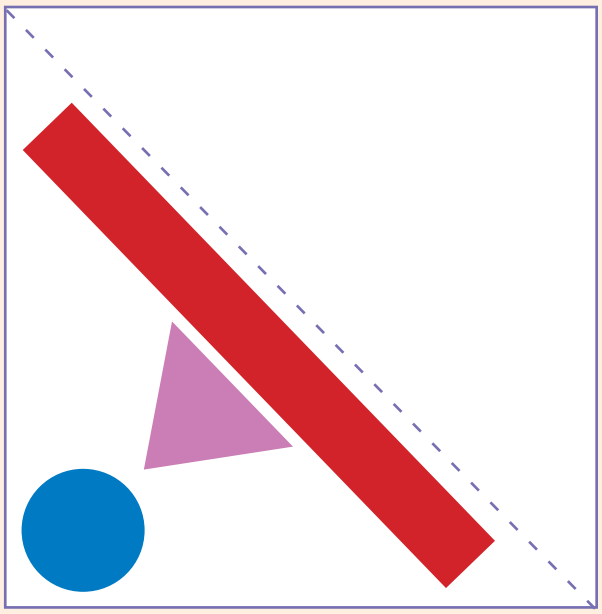

c.





Create your own symmetrical carpet using shapes.



Teacher:

Sign:

Date:



11 12 13 14 15 16 17 18 19 20

49

Date: _____

Building up to 500



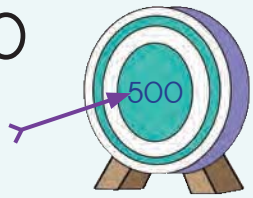

Counting the apples



Complete and multiply

1 basket holds _____ apples.	1 × 10 = 10
3 baskets hold _____ apples.	3 × 10 =
5 baskets hold _____ apples.	
4 baskets hold _____ apples.	
2 baskets hold _____ apples.	

1 crate holds 100 apples.	2 crates hold _____ apples.
3 crates hold _____ apples.	4 crates hold _____ apples.
5 crates hold _____ apples.	2 half crates hold _____ apples.





There are 10 apples in 1 basket.

There are _____ baskets in one crate.
There are _____ apples in one crate.
How many apples are there altogether? _____



Calculating, showing and writing

300 40 5

First use number cards to show each total. Then write in the number.

3 crates + 4 baskets + 5 apples	= 345 apples
4 crates + 5 baskets + 7 apples	= _____ apples
5 crates + 2 baskets + 3 apples	= _____ apples
4 crates + 7 baskets + 2 apples	= _____ apples

Teacher:
Sign:
Date:



Date:

Multiplication and division (10)



Counting the apples

Fill in the table.

How many baskets hold the apples?



Apples 	10	20	30	40	50
Baskets 	1	2			

÷ sum					50 ÷ 10 = 5
× sum					5 × 10 = 50



Divide the apples between the children. Make a drawing.
Write a division and multiplication sum to check your answer.









Check you answers

□ ÷ □ = □

□ × □ = □





b.





Write a ÷ sum

Write a × sum to check your answers







Use the numbers to make your own number sentences.



Example

÷	40 ÷ 10 = 4

×	4 × 10 = 40

a.



÷	

×	

b.



÷	

×	

c.



÷	

×	



Write a number 10 smaller and 10 bigger than the given number.

_____, 460, _____	_____, 390, _____	_____, 500, _____

Teacher:
Sign:
Date:

51

Date: _____

Count in 2s

Counting forwards and backwards 2s

a. 232; 234; _____; _____; _____; 242; _____; _____; 248

b. 500; _____; 496; _____; _____; 490; _____; _____; _____

c. 460; _____; _____; 400; _____; 360; _____; _____; _____

d. 341; _____; 361; _____; _____; 391; _____; 411; _____; _____



Pairs of gloves



a. How many pairs of gloves in one row? _____

b. How many single gloves in one row? _____

c. How many rows? _____

d. How many gloves altogether? _____

e. Show how you work it out.

f. Write your answer as a number sentence.

_____ × _____ = _____

1 2 3 4 5 6 7 8 9 10





How many gloves?

Write in the tables.

a.

Pair	10	5	50	4	40	3	30	100
2								

b.

Single glove	20	21	70	73
Pairs that can be made				
Single gloves left over				



Count in twos

a. Which number comes in between?

264, _____, 268	391, _____, 395	414, _____, 410

b. Write the next two numbers.

373, 375, 377 , 379	480, 482, _____, _____	262, 264, _____, _____

c. Write the next two numbers.

346, 348, _____, _____	415, 417, _____, _____	297, 299, _____, _____

Teacher:
Sign:
Date:



Date:

Pave with tiles



Planning a garden



Mrs Mabena has some pretty tiles.

She uses them to pave an area in her garden.

There are 6 square tiles of the same size.

I can make 1 row with 6 tiles.	I can make 2 rows with 3 tiles in a row.	I can make 3 rows with 2 tiles in each row.
	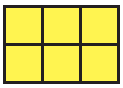	
$6 \times 1 = 6$	$3 \times 2 = 6$	$2 \times 3 = 6$

Now it's your turn!

Shade blocks to show how you can arrange 8 and 9 square tiles.

8 squares



9 squares



Write number sentences for each drawing.



Arrange 12 tiles

Thabo has 12 square tiles to pave next to the house. Help him find all the ways he can do this.

Write a number sentence for each way.

Example: 	$1 \times 12 = 12$ $12 \times 1 = 12$
	
	



Arrange 24 tiles

- Use the grid in Cut-out sheet 4.
- Shade 24 blocks in different ways.
- Write number sentences to match each drawing.



I can multiply!

$12 = 2 \times$ ☐	$3 \times$ ☐ $= 12$	$9 =$ ☐ $\times 3$
$6 = 3 \times$ ☐	☐ $\times 3 = 12$	$24 = 3 \times$ ☐

Teacher:
Sign:
Date:





Date: _____

In 5s to 500



Knowing your 5s

Fill in the answers.

	1	2	3	4	5	6	7	8	9	10
× 5	5									



Counting the candles



a. How many candles in each box? _____

b. How many boxes in each row? _____

c. How many candles in each row? _____

d. How many candles altogether? _____



Showing the answer

Tick (✓) the number sentences that show the total number of candles.

a. $5 \times 3 \times 3 =$ ☐ b. $15 \times 3 =$ ☐ c. $3 \times 5 \times 5 =$ ☐ d. $15 \times 5 =$ ☐





Counting forwards and backwards in 5s

a. 85; _____; _____; 70; _____; _____; 55; _____; _____

b. 240; _____; _____; 255; _____; _____; _____; _____; 280

c. 405; _____; 395; _____; _____; 380; _____; _____; 365; _____

Collecting R5 coins



The children collect R5 coins. How many R5 coins do they need to make?

R5 ÷ R5 = 1 coin	R10 ÷ R5 = 2 coins	R15? ____	R20? ____	R25? ____
R30? ____	R35? ____	R40? ____	R45? ____	R50? ____

2 × R5 = R ____

4 × R5 = R ____

3 × R5 = R ____

6 × R5 = R ____



Multiplying by 5s

Example: 1 × 5 = 5; 11 × 5 = 55; 21 × 5 = 105

Think smart! Build on facts you know!

1	2	3	4	5	6	7	8	9	10
5	10								
11	12	13	14	15	16	17	18	19	20
55									

Teacher:
Sign:
Date:

Date:

Working with time



Drawing the times



	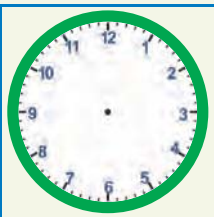	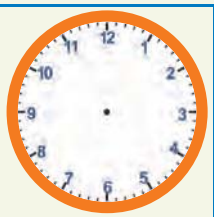	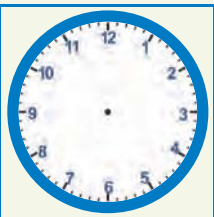	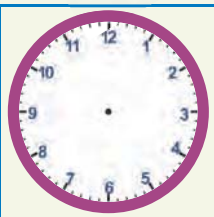	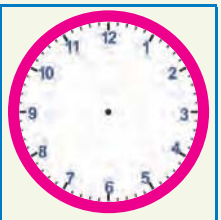
Half past 5	Quarter to eleven	Quarter past 12	12:45	6:15	4:30



Time problem

Nomsa's mom leaves home at 2:30.
She comes back at 5:15.
How long is she out for?

We can use a time line to work it out.
Put your finger on 2:30,
the time it is now.

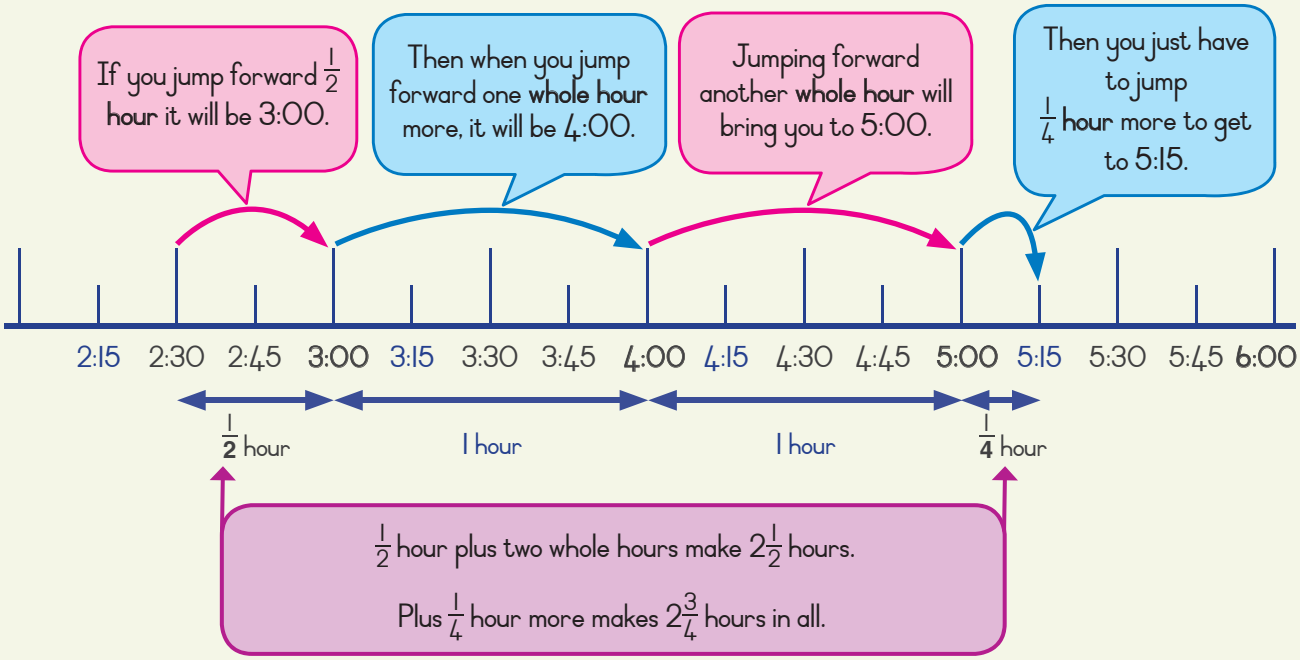





Time problems

Check. Compare. Correct.

Solve each problem. Use the time lines to help you.

a. Queenie visits her Dad at the clinic at 3:45.

She leaves at 5:15.

How long does she visit for?



_____

b. Musa goes to the park at 10:45.

He comes home at 12:30.

How long is he away for?



_____

c. Tumi starts to study at 1:15.

She finishes at 2:45.

How long does Tumi study for?



_____

Teacher:

Sign:

Date:



11 12 13 14 15 16 17 18 19 20



Date: _____

Count in 3s and 4s



Pots with 3 legs

Add and write the answers.



a. How many pots in a row? _____

b. How many legs in a row? _____

c. How many rows of pots? _____

d. How many legs altogether? Show how you work it out.

Tick (✓) which number sentences below show the total.

$21 \times 7 =$ ☐ $3 \times 7 \times 3 =$ ☐ $3 \times 4 \times 2 =$ ☐ $21 \times 3 =$ ☐



How many legs?

Think fast.
Think smart.

1 pot	3	legs
2 pots		legs
5 pots		legs

10 pots		legs
15 pots		legs
13 pots		legs

5 pots		legs
12 pots		legs
14 pots		legs





Table legs

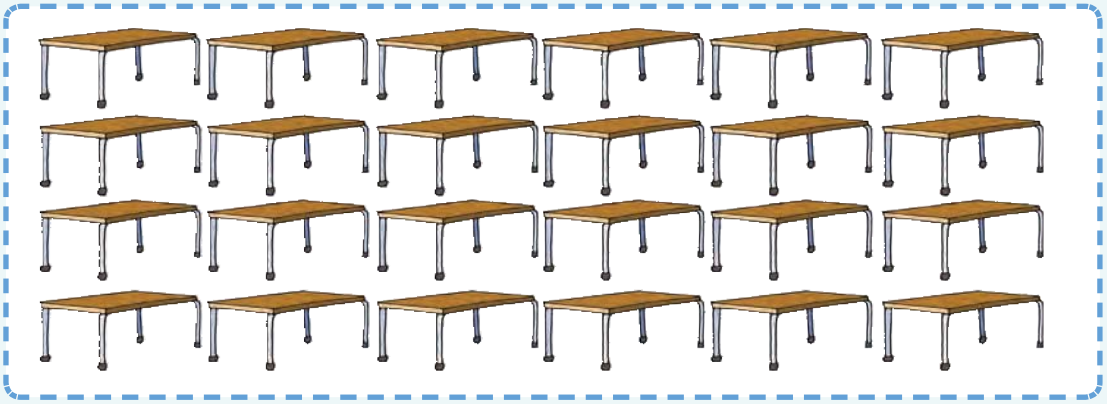

a. How many tables in a row? _____

b. How many legs in a row? _____

c. How many rows of tables? _____

d. How many legs altogether? Show how you work it out.



At the factory



The carpenter makes the tables. He first makes the legs.

He has made 48 so far. How many tables can he make?

How many more legs does he need for one more table?



Complete the grid by filling in the answers

	2	3	4	5	8	10	11	12
× 3	6							
× 4	8							

Teacher:
Sign:
Date:



Date: _____

Count in 50s



One child, one blanket!

How many children? Estimate, then count.









All the children in the picture get a blanket.
How many children are there? _____

Estimate	Count	Compare

How many are ☺ boys? _____ How many are ☺ girls? _____



1 2 3 4 5 6 7 8 9 10



What do they pay?

Gwazi  buys 2  .

She pays R _____

Mrs Chaane  buys 5 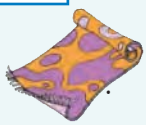 .

She pays R _____

Thembi Stores  buy 20  .

They pay R _____



5  for R50 = R250	10  for R50 = R500
4  for R50 = R____	15  for R50 = R____
3  for R50 = R____	6  for R50 = R____
7  for R50 = R____	12  for R50 = R____
8  for R50 = R____	9  for R50 = R____



How long will it take? Use a calendar.

The grade 3 class collects money to buy 4 blankets.

They collect R5 a day for 5 days a week.

They start on the 1st Monday of March. On what day in March will they have the money they need?



Teacher:
Sign:
Date:



11 12 13 14 15 16 17 18 19 20



Date:

Fractions: halves and quarters



Divide the balls equally between the boxes.

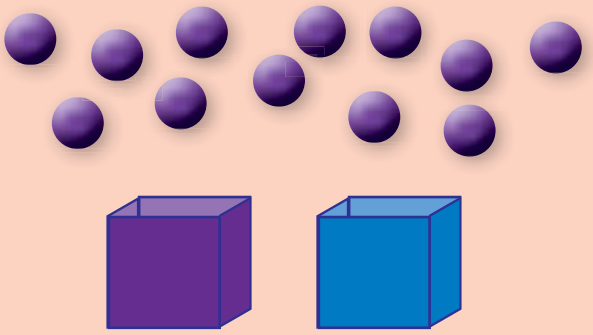

- How many balls are in each box?
- How many balls in the purple box?
- What fraction is in the purple box?

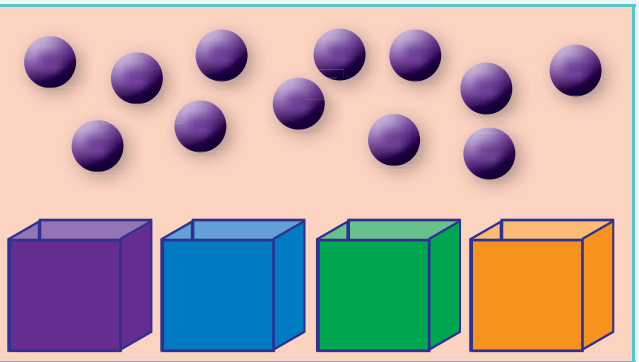

- How many balls are in each box?
- How many balls in the purple box?
- What fraction is in the purple box?



Look at the pictures and answer the questions.

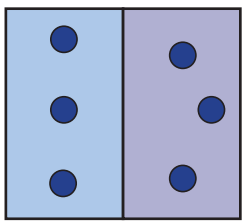

How many circles do you count?

What is $\frac{1}{2}$ of the circles?

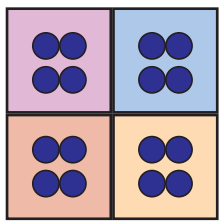

How many circles do you count?

What is a $\frac{1}{4}$ of the circles?

What is a $\frac{2}{4}$ of the circles?

What is a $\frac{3}{4}$ of the circles?

What is a $\frac{4}{4}$ of the circles?





Colour in $\frac{1}{2}$ of each shape.

Colour in $\frac{1}{4}$ of each shape.

Colour in $\frac{2}{4}$ of each shape.

Colour in $\frac{3}{4}$ of each shape.



Look at the fraction strips.

1 whole	
$\frac{1}{2}$	$\frac{1}{2}$
$\frac{1}{4}$ $\frac{1}{4}$	$\frac{1}{4}$ $\frac{1}{4}$

a. How many halves ($\frac{1}{2}$) make one whole?

How many quarters ($\frac{1}{4}$) make one whole?

How many quarters ($\frac{1}{4}$) make one half?

b. Look at the diagrams and write a fraction for the shaded part



c. Which fraction is bigger $\frac{1}{2}$ or $\frac{1}{4}$.

Teacher:
Sign:
Date:



Date: _____

Fractions: halves, thirds and sixths



Divide the cans (cylinders) equally between the boxes.

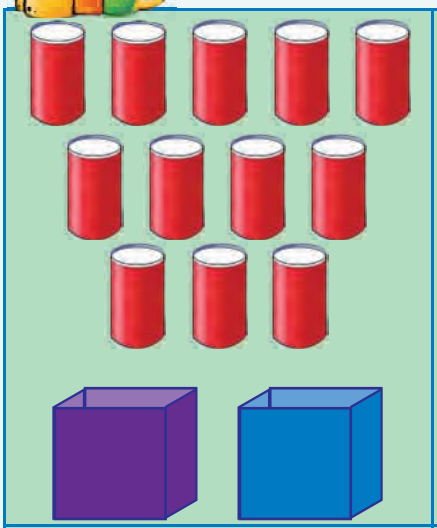	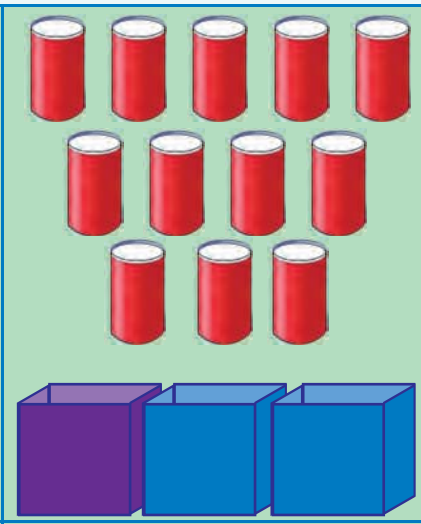	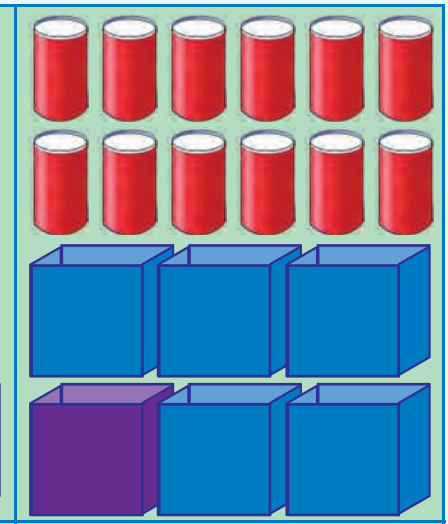
Total cans: 12 • How many cans in the purple box? 6 • What fraction is in the purple box? $\frac{1}{2}$		



Look at the pictures and answer the questions.

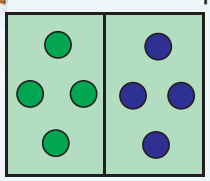

How many circles do you count? ☐

What is $\frac{1}{2}$ of the circles? ☐

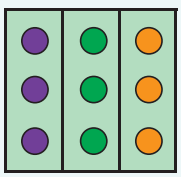

What is $\frac{1}{3}$ of the circles? ☐

What is $\frac{2}{3}$ of the circles? ☐

What is $\frac{3}{3}$ of the circles? ☐

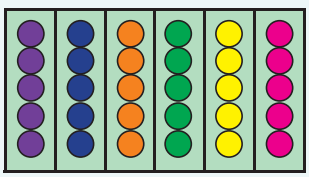

What is $\frac{1}{6}$ of the circles? ☐

What is $\frac{2}{6}$ of the circles? ☐

What is $\frac{3}{6}$ of the circles? ☐

What is $\frac{4}{6}$ of the circles? ☐

What is $\frac{5}{6}$ of the circles? ☐





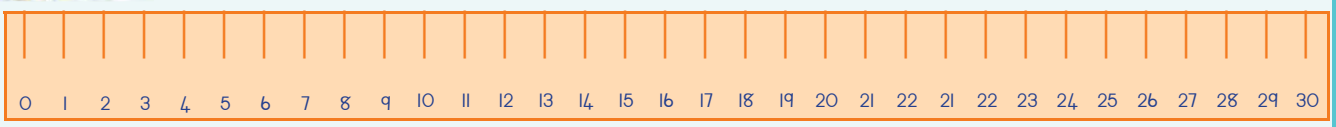

- Show one half of the length the ruler. This equals to _____ cm
- Show one third of the length on the ruler. This equals to _____ cm
- Show one sixth of the length on the ruler. This equals to _____ cm



Look at the fraction strips. Complete the sentences.

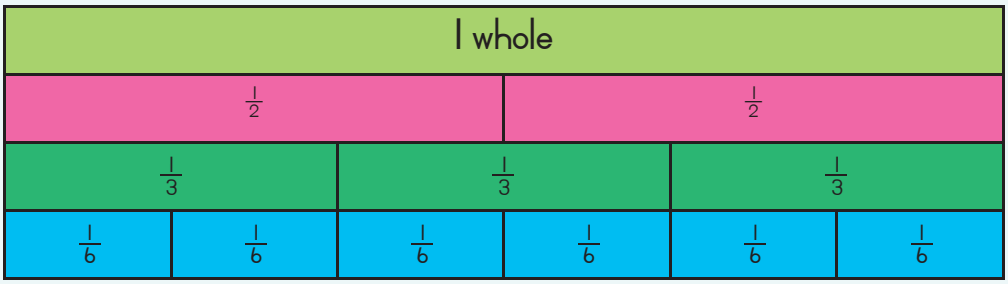

- There are _____ halves in a whole.
- There are _____ thirds in a whole.
- There are _____ sixths in a whole.
- There are _____ sixths in a half.
- There are _____ sixths in a third.



Write a fraction for the shaded part.

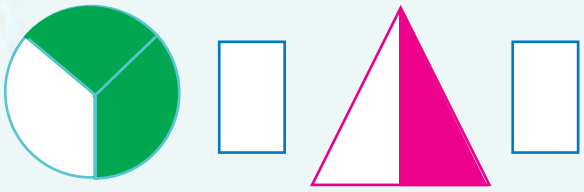

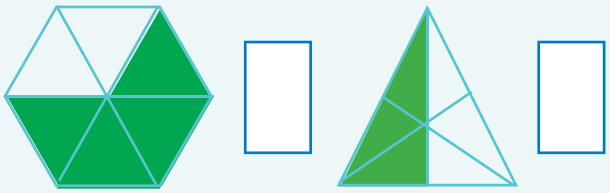

Circle the bigger fraction.

a. $\frac{1}{2}$ $\frac{1}{3}$

b. $\frac{1}{2}$ $\frac{1}{6}$

c. $\frac{1}{2}$ $\frac{2}{6}$

Teacher:
Sign:
Date:



59

Date: _____

Fractions: fifths



Divide the cans into the 5 boxes.

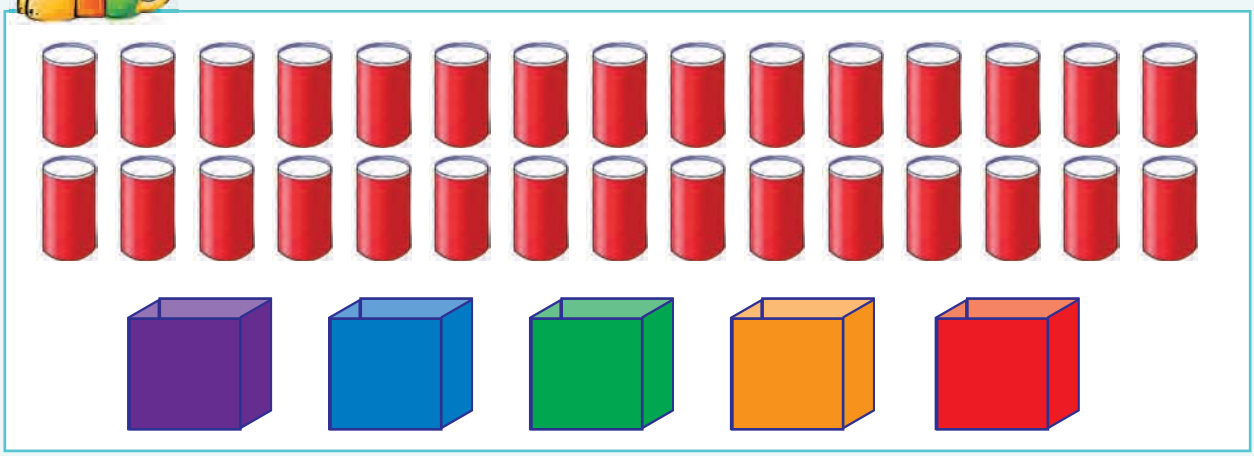

- In $\frac{1}{5}$ of the boxes are [6] cans.
- In $\frac{2}{5}$ of the boxes are [ ] cans.
- In $\frac{3}{5}$ of the boxes are [ ] cans.
- In $\frac{4}{5}$ of the boxes are [ ] cans.
- In $\frac{5}{5}$ of the boxes are [ ] cans.



Look at the picture and answer the questions.

How many chocolates are in the box? [ ]



- $\frac{1}{5}$ of the chocolates equal to [ ]
- $\frac{2}{5}$ of the chocolates equal to [ ]
- $\frac{3}{5}$ of the chocolates equal to [ ]
- $\frac{4}{5}$ of the chocolates equal to [ ]
- $\frac{5}{5}$ of the chocolates equal to [ ]
- On day I I ate $\frac{1}{5}$ of the chocolates. How many chocolates are left? [ ]
- On day two I ate another $\frac{1}{5}$. How many chocolates are left? [ ]

1 2 3 4 5 6 7 8 9 10





1	2	3	4	5	6	7	8	9	10
11	12	13	14	15	16	17	18	19	20
21	22	23	24	25	26	27	28	29	30
31	32	33	34	35	36	37	38	39	40
41	42	43	44	45	46	47	48	49	50
51	52	53	54	55	56	57	58	59	60
61	62	63	64	65	66	67	68	69	70
71	72	73	74	75	76	77	78	79	80
81	82	83	84	85	86	87	88	89	90
91	92	93	94	95	96	97	98	99	100

101	102	103	104	105	106	107	108	109	110
111	112	113	114	115	116	117	118	119	120
121	122	123	124	125	126	127	128	129	130
131	132	133	134	135	136	137	138	139	140
141	142	143	144	145	146	147	148	149	150
151	152	153	154	155	156	157	158	159	160
161	162	163	164	165	166	167	168	169	170
171	172	173	174	175	176	177	178	179	180
181	182	183	184	185	186	187	188	189	190
191	192	193	194	195	196	197	198	199	200
201	202	203	204	205	206	207	208	209	210

Cut-out 3

1	1	0	1	0	0
2	2	0	2	0	0
3	3	0	3	0	0
4	4	0	4	0	0
5	5	0	5	0	0
6	6	0	6	0	0
7	7	0	7	0	0
8	8	0	8	0	0
9	9	0	9	0	0

Cut-out 4



1	0	0	1	0	1
2	0	0	2	0	2
3	0	0	3	0	3
4	0	0	4	0	4
5	0	0	5	0	5
6	0	0	6	0	6
7	0	0	7	0	7
8	0	0	8	0	8
9	0	0	9	0	9

Cut-out 5

