

Mrs Angie Motshekga,
Minister of Basic
Education



Mr Enver Surty,
Deputy Minister
of Basic Education

These workbooks have been developed for the children of South Africa under the leadership of the Minister of Basic Education, Mrs Angie Motshekga, and the Deputy Minister of Basic Education, Mr Enver Surty.

The Rainbow Workbooks form part of the Department of Basic Education's range of interventions aimed at improving the performance of South African learners in the first six grades. As one of the priorities of the Government's Plan of Action, this project has been made possible by the generous funding of the National Treasury. This has enabled the Department to make these workbooks, in all the official languages, available at no cost.

We hope that teachers will find these workbooks useful in their everyday teaching and in ensuring that their learners cover the curriculum. We have taken care to guide the teacher through each of the activities by the inclusion of icons that indicate what it is that the learner should do.

We sincerely hope that children will enjoy working through the book as they grow and learn, and that you, the teacher, will share their pleasure.

We wish you and your learners every success in using these workbooks.



Rainbow WORKBOOKS

MATHEMATICS IN ENGLISH
GRADE 2 – BOOK 1
TERMS 1 & 2
ISBN 978-1-920458-93-5

THIS BOOK MAY NOT BE SOLD.



MATHEMATICS IN ENGLISH – Grade 2 Book 1

ISBN 978-1-920458-93-5



Grade 2

Name:

Class:

basic education
Department:
Basic Education
REPUBLIC OF SOUTH AFRICA

MATHEMATICS IN ENGLISH

Book 1

Terms 1 & 2

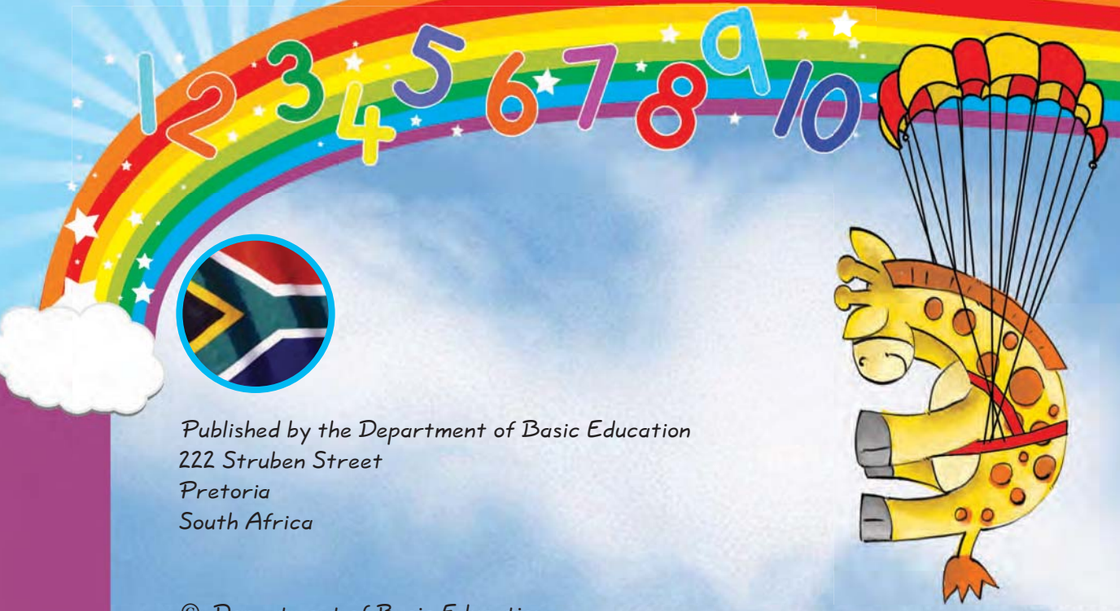



1 – 100

1	2	3	4	5	6	7	8	9	10
11	12	13	14	15	16	17	18	19	20
21	22	23	24	25	26	27	28	29	30
31	32	33	34	35	36	37	38	39	40
41	42	43	44	45	46	47	48	49	50
51	52	53	54	55	56	57	58	59	60
61	62	63	64	65	66	67	68	69	70
71	72	73	74	75	76	77	78	79	80
81	82	83	84	85	86	87	88	89	90
91	92	93	94	95	96	97	98	99	100

Published by the Department of Basic Education
222 Struben Street
Pretoria
South Africa

© Department of Basic Education
Third edition 2013

ISBN 978-1-920458-93-5

The Department of Basic Education has made every effort to trace copyright holders but if any have been inadvertently overlooked, the Department will be pleased to make the necessary arrangements at the first opportunity.

This book may not be sold.



basic education
Department:
Basic Education
REPUBLIC OF SOUTH AFRICA



Grade 2

Rainbow WORKBOOKS

Mathematics in ENGLISH

This book belongs to:



ENGLISH Book 1

1

Date: _____

Me and my family


I am eight years old.


Our house number is 12.


I am the youngest in our family.


I have two sisters.


My dad is 32 years old.



Fill in the answers to these questions about you and your family.

My name is _____ .

I am _____ years old.

Two years ago I was _____ years old.

In one year I will be _____ years old.

I live at _____ .

Who is the oldest in your family? _____

Write how old he or she is. _____

Who is the youngest in your family? _____

Write how old he or she is. _____

Today's date is _____ .

1 2 3 4 5 6 7 8 9 10



Draw a picture of your family.



1 2 3 4 5 6 7 8 9

Teacher:

Sign:

Date:

11 12 13 14 15 16 17 18 19 20

2

Date:

Counting



Fill in the empty spaces.



eyes		2
dots		
patches		



eyes		
dots		
patches		

1 2 3 4 5 6 7 8 9 10





eyes

dots

patches



eyes

dots

patches



Share the dots and patches equally.

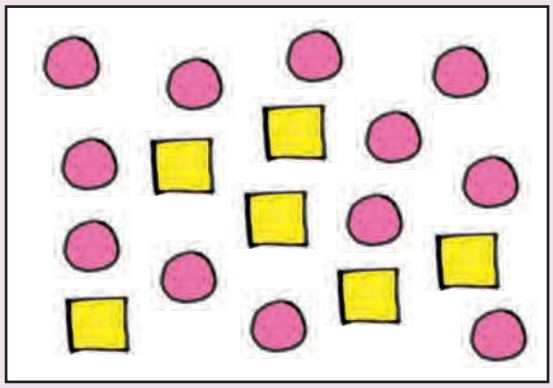

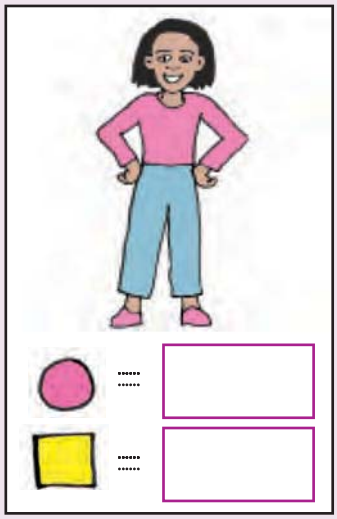

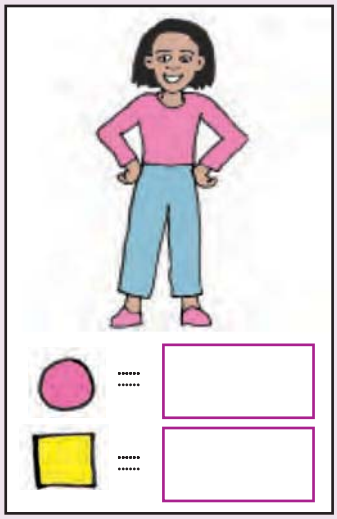

Teacher:

Sign:

Date:

11 12 13 14 15 16 17 18 19 20

3

Date:

Numbers

Read the number symbols and words on the board.

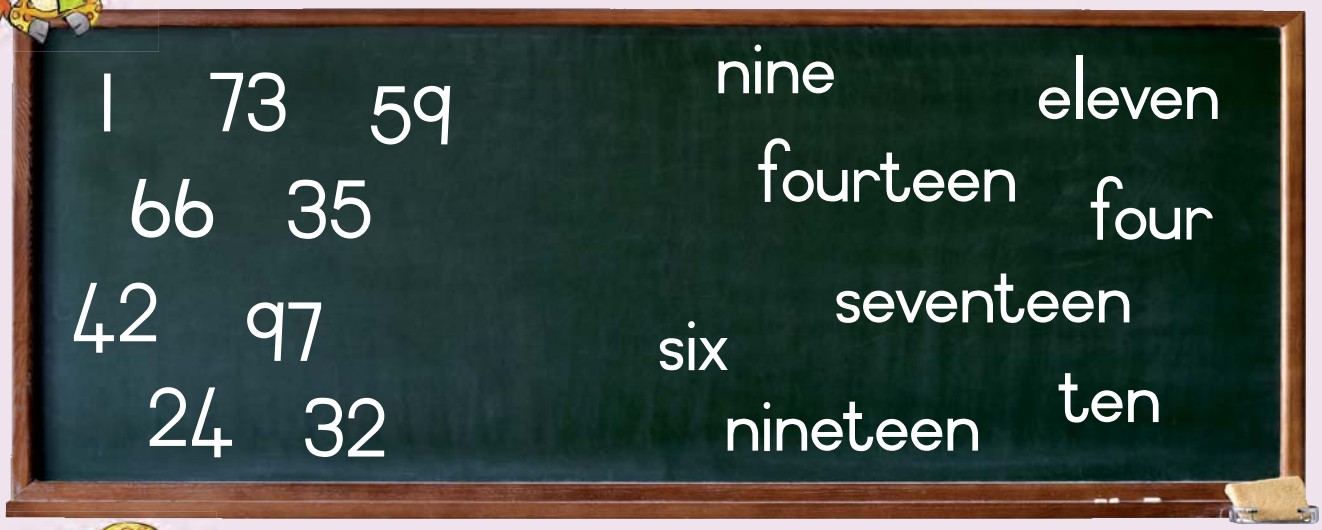

Write the number of balloons in the block.

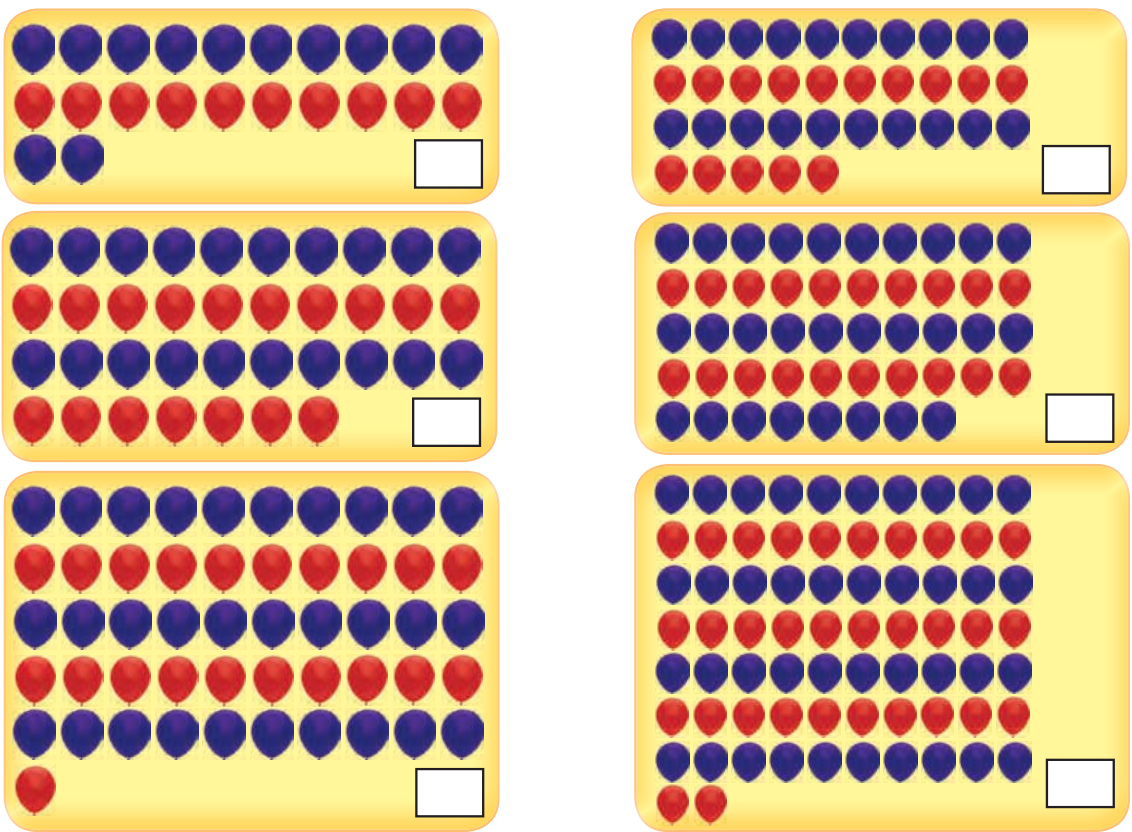

1 2 3 4 5 6 7 8 9 10





Write the following numbers in words.

6	_____	12	_____
4	_____	17	_____
8	_____	14	_____
1	_____	22	_____
2	_____	18	_____
5	_____	11	_____
0	_____	20	_____
10	_____	15	_____
3	_____	13	_____
9	_____	16	_____



37 38 39 40 41 42 43 44

89 90 91 92 93 94 95 96

Teacher:

Sign:

Date:



11 12 13 14 15 16 17 18 19 20

4

Date:

Numbers



Draw a △ around the even numbers and a ◯ around the odd numbers.

even

odd

1	2	3	4	5	6	7	8	9	10
11	12	13	14	15	16	17	18	19	20

Number the houses.



1 2 3 4 5 6 7 8 9 10



Count the two colours of beads.

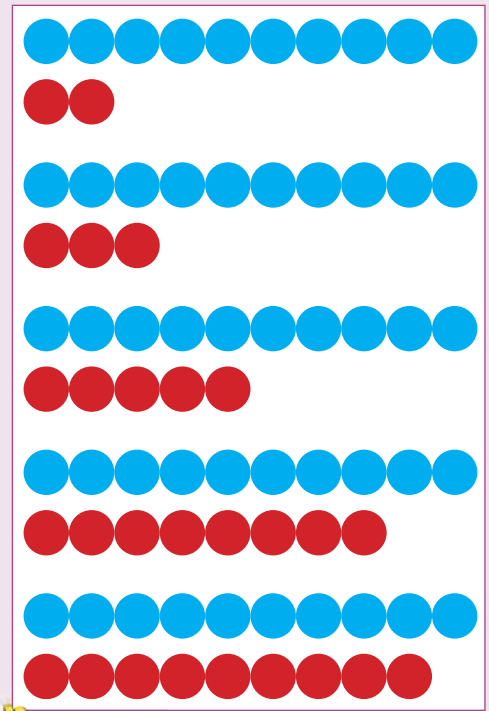

Write a number for:

10	2	=	12
10	3	=	
10	5	=	
10	8	=	
10	9	=	

We can write it as:

10 + 2 = 12

__ + __ = __

__ + __ = __

__ + __ = __

__ + __ = __

What is the answer?

10 + 1 =	10 + 9 =	10 + 6 =
10 + 8 =	10 + 2 =	10 + 3 =
10 + 5 =	10 + 4 =	10 + 7 =

1 3 5 7 9 11 13 15 17 19

2 4 6 8 10 12 14 16 18 20

Teacher:

Sign:

Date:

11 12 13 14 15 16 17 18 19 20

Date:

Addition and subtraction



Add and substract.



9 + 8 = 17

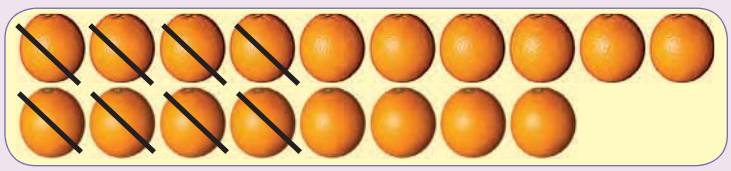

18 − 8 = ☐



☐ + ☐ = ☐



☐ + ☐ = ☐



☐ + ☐ = ☐

Calculate.

6 + 5 = ☐	8 + 9 = ☐	11 + 3 = ☐	12 − 5 = ☐
8 + 7 = ☐	3 + 8 = ☐	9 − 5 = ☐	16 − 9 = ☐
6 + 4 = ☐	8 + 4 = ☐	8 − 4 = ☐	6 − 4 = ☐





Add.

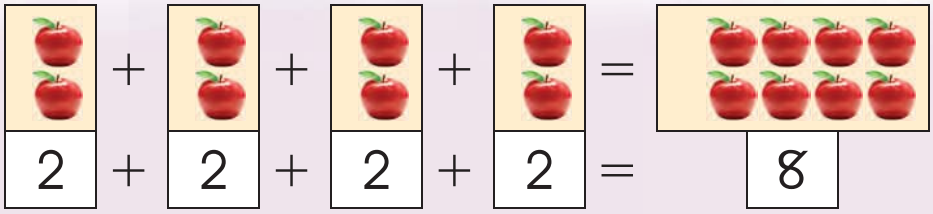

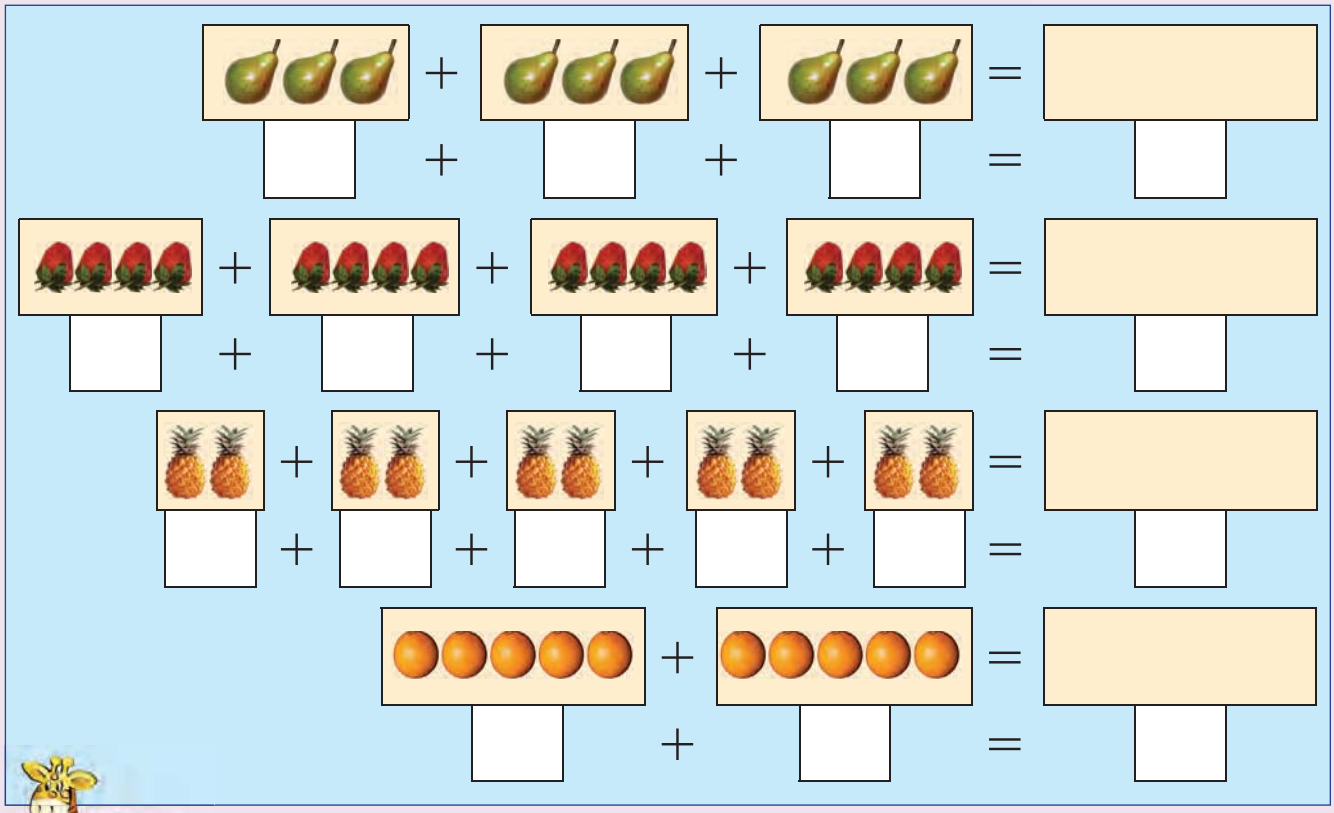



Calculate.

2 + 2 + 2 = ☐	1 + 1 + 1 + 1 + 1 + 1 = ☐	2 + 2 + 2 + 2 = ☐
4 + 4 = ☐	3 + 3 + 3 + 3 = ☐	4 + 4 + 4 + 4 = ☐
5 + 5 + 5 = ☐	5 + 5 = ☐	1 + 1 + 1 = ☐



2 + 2 + 2 + 2 + 2 + 2

Teacher:

Sign:

Date:



Date:

Sharing and money





Share the fruit equally.





4



4



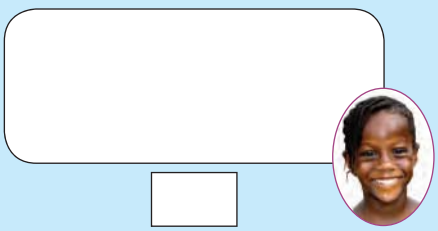

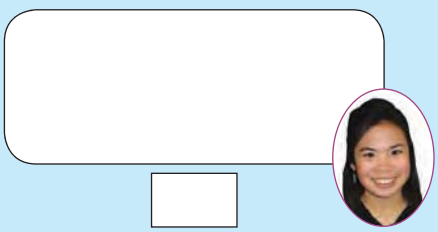



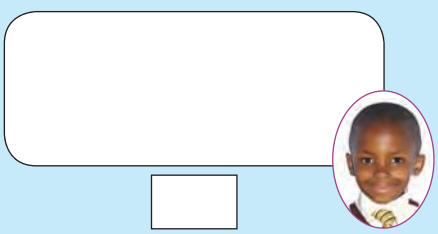

















Complete.







1 cent					









Colour the correct coins/notes so that they add up to the same amount as the first one.



10c	10c	5c	2c	1c	2c



5c	2c	2c	1c	2c	2c



R2	R2	R1	R1	R1



= R5 R2 R1 R5 R1 R2



= R2 R2 R5 R5 R2 R1 R5



R1 1c R5 5c R10



Teacher:
Sign:
Date:



Date:

Patterns

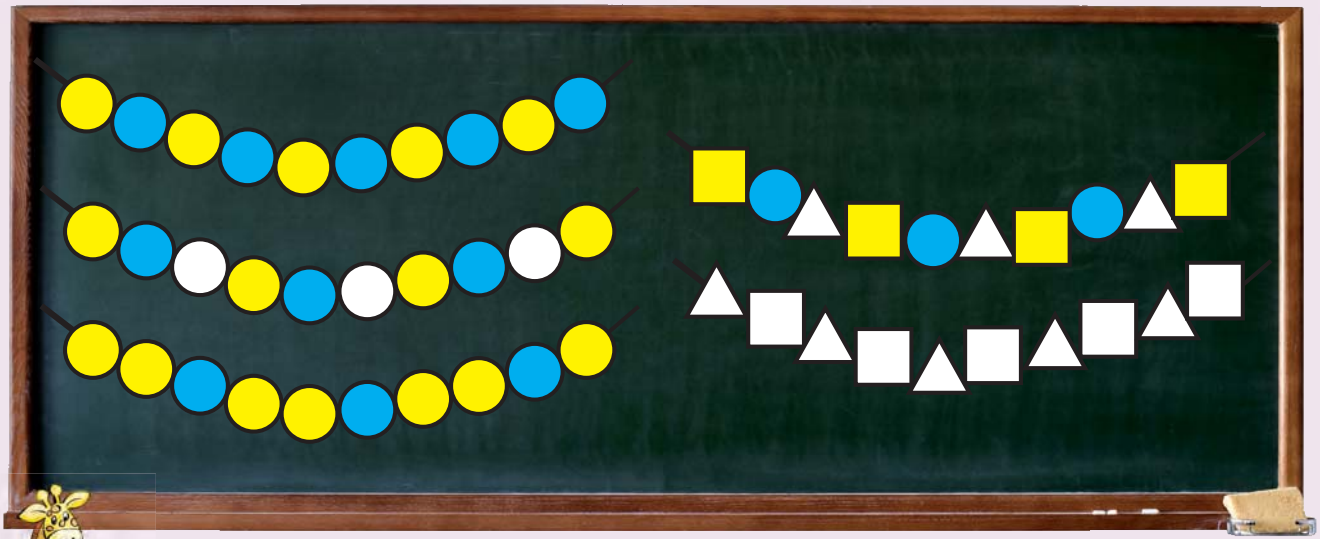



Copy the patterns from the blackboard into the spaces below.





Extend the pattern.













Colour the beads as you count in twos.

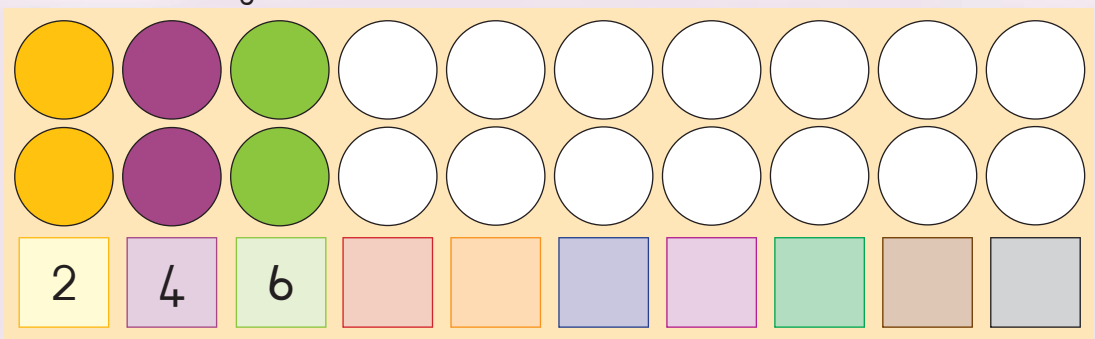



Colour the flowers as you count in fives.

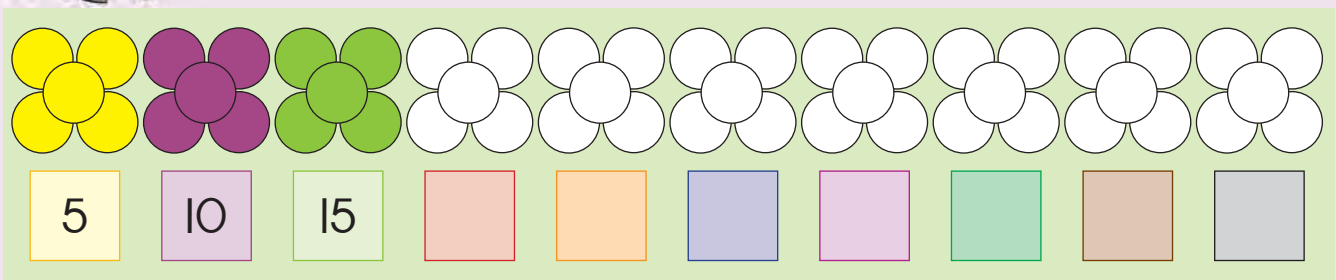



Colour the beads as you count in tens.

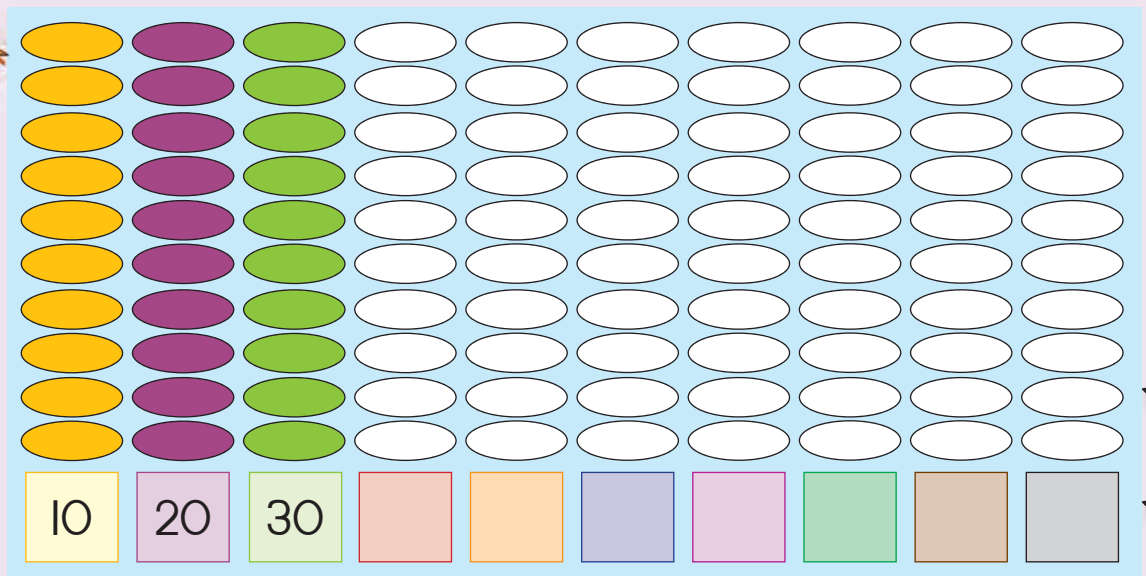



OIIAOIIAOIIA

Teacher:

Sign:

Date:



11 12 13 14 15 16 17 18 19 20

Date:

Shapes



Colour the rectangles blue, the circles red and the triangles yellow.

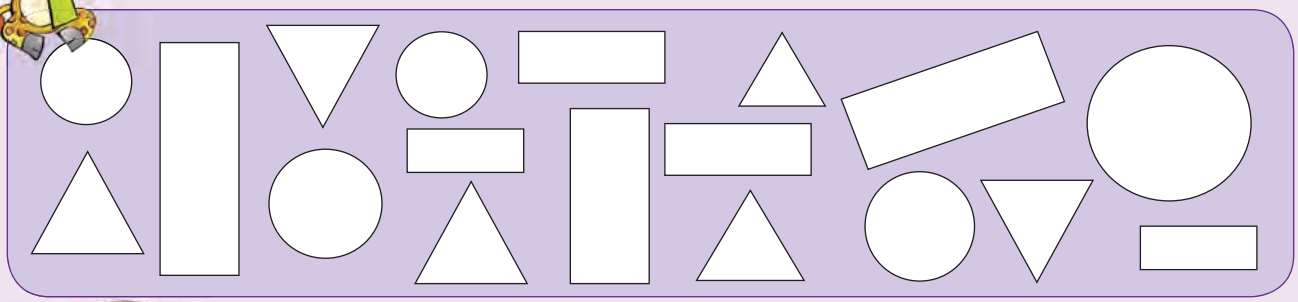

Colour all the big circles red, the rectangles blue and the small triangles yellow.

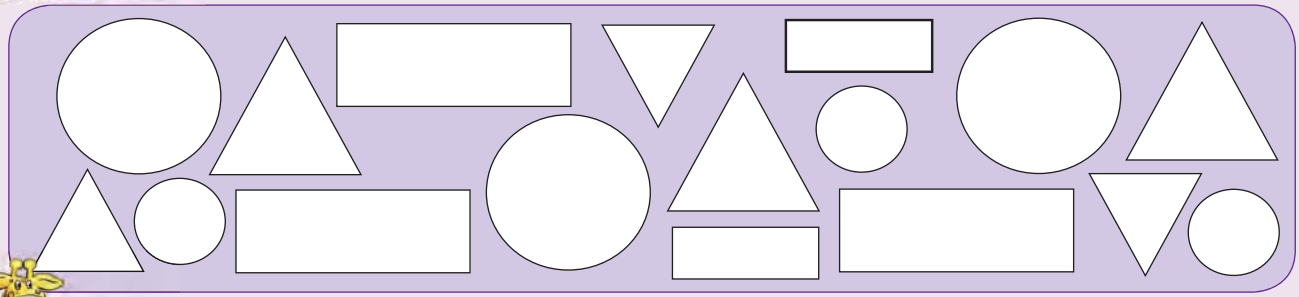

Are the sides straight or round? Colour in the correct answer.



straight | curved



straight | curved



straight | curved





Draw the other wing of the butterflies.







Teacher:

Sign:

Date:



11 12 13 14 15 16 17 18 19 20

9

Date:

Balls and boxes





Circle the boxes in blue and the balls in red.



Colour the correct answer.



The box | slides | rolls



The ball | slides | rolls

1 2 3 4 5 6 7 8 9 10

Colour in the correct answer.



curved edge | straight edge



curved edge | straight edge



curved edge | straight edge



curved edge | straight edge



curved edge | straight edge



curved edge | straight edge



curved edge | straight edge



curved edge | straight edge

Say if the ball is behind, in front of, next to or on top of the box.



behind | in front of | next to | on top of



behind | in front of | next to | on top of



behind | in front of | next to | on top of



behind | in front of | next to | on top of



ball box ball box

Teacher:
Sign:
Date:

11 12 13 14 15 16 17 18 19 20



Date:

Length





Which train is shorter and which is longer?





shorter longer

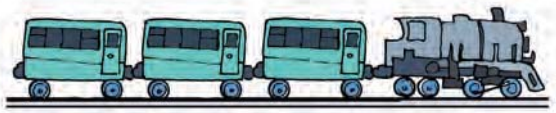

shorter longer



Which building is higher or lower?



higher

lower



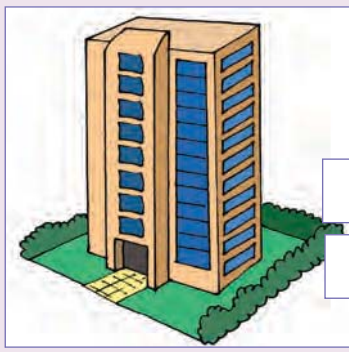

higher

lower



1 2 3 4 5 6 7 8 9 10



Which person is shorter or taller?



shorter	shorter
taller	taller

Use Cut-out 1 of the hand. How many hands long is this rectangle?
Use Cut-out 1 of the foot. How many feet long is the rectangle?

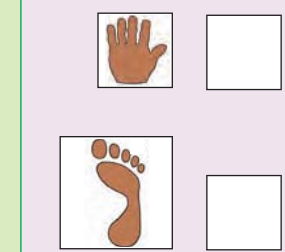

Now measure the height of the rectangle in hands and feet.

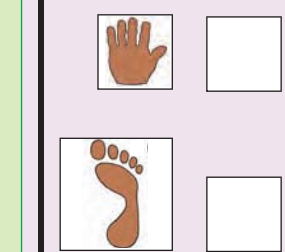

Teacher:
Sign:
Date:

11 12 13 14 15 16 17 18 19 20

11

Date:

Mass





Say if the object is heavier or lighter.



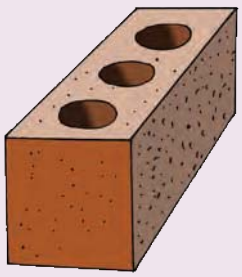

heavier	lighter	heavier	lighter



Circle the heavier object.









1 2 3 4 5 6 7 8 9 10



Is the object heavier or lighter than one kilogram?



heavier | lighter



heavier | lighter



heavier | lighter



heavier | lighter



heavy and light

Teacher:
Sign:
Date:

11 12 13 14 15 16 17 18 19 20

Date:

Capacity



Colour the correct answer.



full	empty	half



full	empty	half



full	empty	half



full	empty	half



full	empty	half



full	empty	half





One measure fills up to the first marker on this jug.
How many measures will fill this jug?





How many measures are poured into these jugs?









The jug on the left holds 1 litre of juice.
Which jug has the same amount of juice, and which has less juice than the jug on the left?



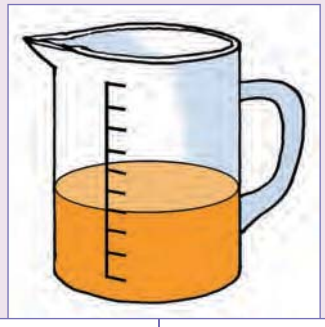

same | less

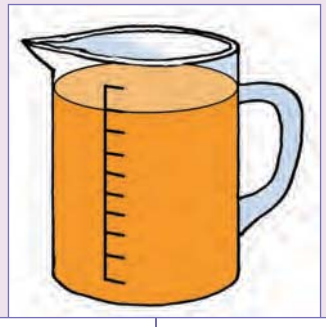

same | less



full and empty

Teacher:
Sign:
Date:



11 12 13 14 15 16 17 18 19 20

13

Date:

Time

Go to Cut-out 1. Cut the words and paste them under the pictures.



Complete the sentences.

I _____ early in the morning.

I _____ in the morning.

I _____ in the afternoon.

I _____ every day.

I _____ late every day.

1 2 3 4 5 6 7 8 9 10



Yesterday | Today | Tomorrow









Answer the questions.

What is the child doing today? _____

What did the child do yesterday? _____

What will the child do tomorrow? _____



Draw your own picture.

Yesterday	Today	Tomorrow



Yesterday

Yesterday



11 12 13 14 15 16 17 18 19 20

Teacher:

Sign:

Date:

Date:

Birthday Calendar



Trace the months.

January
Sipho
Maryke
Annie

February
Jeffrey
Simon

March
Sam
Juan

April
Betty
Liezel

May
Lettie
Ricco
George

June
Mpho

July
Busi
Lisa
Kayla

August
Mbali
Brenda
Mary

September
John

October
Karin
Jaco

November
Gugu
Dian

December
Kara
Richard
Denise



Write each child's name on the birthday calendar.

January	February	March
April	May	June
July	August	September
October	November	December



My birthday

Teacher:

Sign:

Date:



11 12 13 14 15 16 17 18 19 20

Date:

Collect and sort

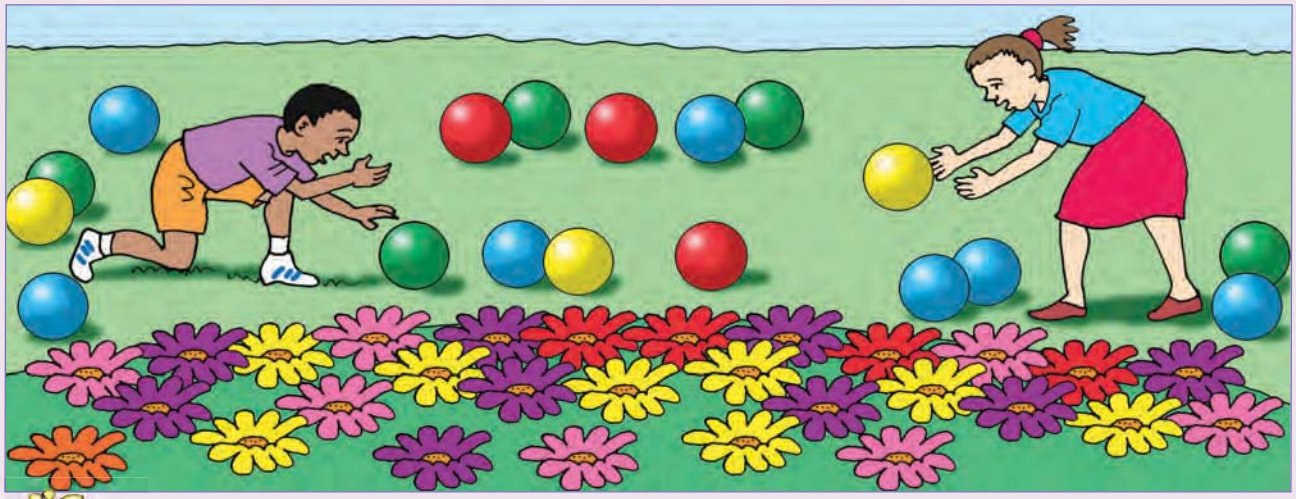

Collect and sort the balls then draw them in the correct box.

green balls | red balls | blue balls | yellow balls

Collect the flowers and sort them.



yellow flowers | red flowers | purple flowers | pink flowers | orange flowers

Sort the objects. Make your own drawings.



light objects

heavy objects



small balls

big balls

small boxes

big boxes



Teacher:

Sign:

Date:

11 12 13 14 15 16 17 18 19 20

Date:

Read and interpret



My own drawing





Sort the crayons. Draw them.





Sort the flowers. Draw them.





Sort the clouds and rainbows. Draw them.







Answer the questions.

triangles	rectangles	circles

How many triangles are there? ☐

How many rectangles are there? ☐

How many circles are there? ☐

Are there more triangles or rectangles? _____

Are there more circles or triangles? _____

Are there more circles or rectangles? _____

empty	half	full

How many empty jugs are there? ☐

How many half full jugs are there? ☐

How many full jars are there? ☐



Teacher:

Sign:

Date:



11 12 13 14 15 16 17 18 19 20

Date: _____

Before, after and between

Discuss the numbers in the blocks using the words before, between and after.

1	2	3	4	5	6	7	8	9	10	11	12	13	14	15	16	17	18	19	20	21	22	23	24	25

e.g. Each red ball is between two blue balls.





Write the correct numbers in the squares.

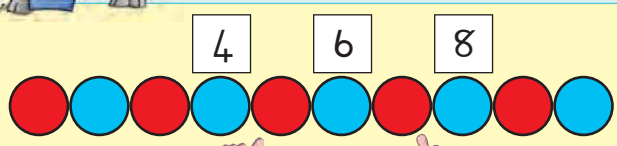

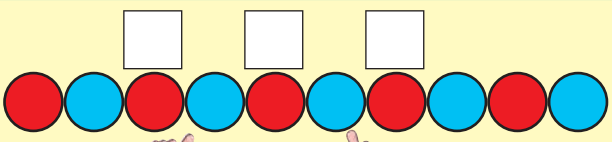

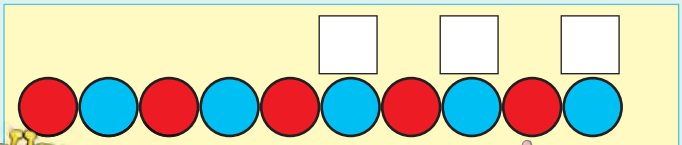

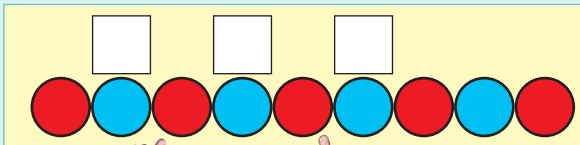

Fill in the missing numbers.

	2			5	
	12			15	
13			16		

10			13		
	17			20	
20					25



Which number is before 8? _____.

Which number is after 16? _____.

Which numbers are between 8 and 12? _____.







Colour the numbers between 14 and 17 blue. Colour the number before 14 red.
Colour the number after 17 yellow.

11	12	13	14	15	16	17	18	19	20

11 12 13 14 15 16 17 18 19 20 21 22 23 24 25 26 27 28 29 30

Write all the numbers that are on the yellow beads.
What do we call the numbers on the yellow beads?

_____

Write all the numbers that are on the pink beads.
What do we call the numbers on the pink beads?

_____

1 2 3 4 5 6 7 8 9 10 11 12 13 14 15 16 17 18 19 20



Divide the yellow beads between the children wearing yellow.
How many beads does each get? _____. Are there any beads left? _____.
Divide the pink beads between the children wearing pink.
How many beads does each get? _____. Are there any beads left? _____.

Answer the following questions.

Write three even numbers that come just after 12? _____
Write three odd numbers that come just after 14? _____
Which odd numbers come between 10 and 16? _____
Write down the even numbers between 8 and 18. _____

Teacher:
Sign:
Date:



Date:

Numbers 1–30

How many books are there?
How many jars of paint are there?

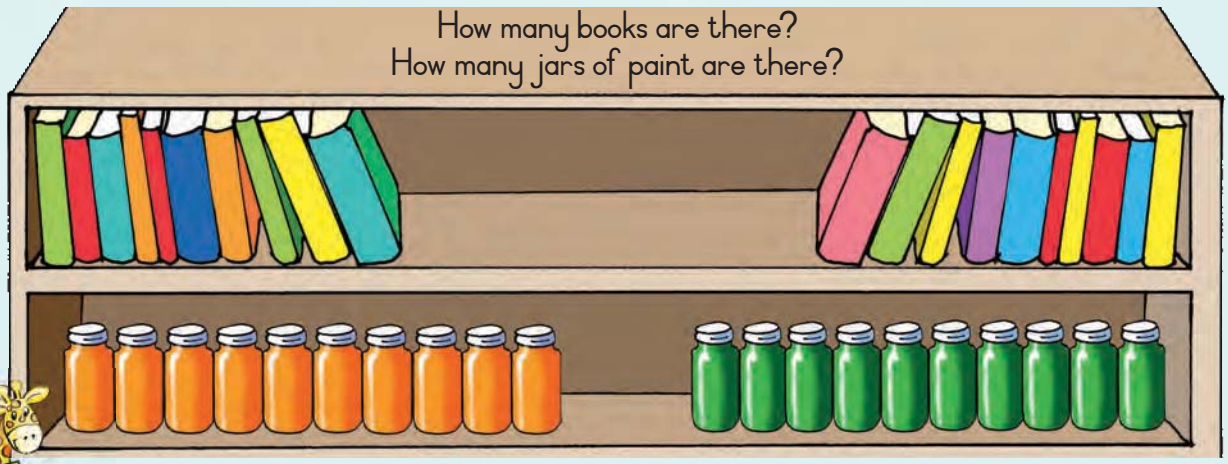

How many beads are there?

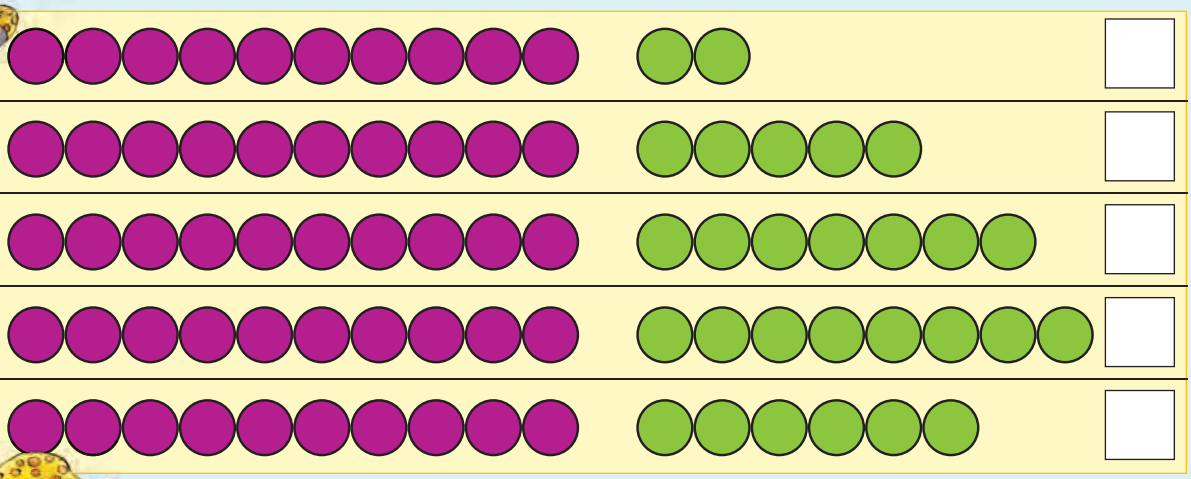

How many books are there?



Fill in the missing numbers.

14	12	15	17	19	13	26	28	21	30
10 | 4	| 2	10 |	| 7	10 |					

1 2 3 4 5 6 7 8 9 10



Look at the first example and complete the rest.

18	=	1	ten	+	8	units	or	18	=	10	+	8
15	=		ten	+		units	or		=		+	
19	=		ten	+		units	or		=		+	
22	=		tens	+		units	or		=		+	
24	=		tens	+		units	or		=		+	

How many beads are there?

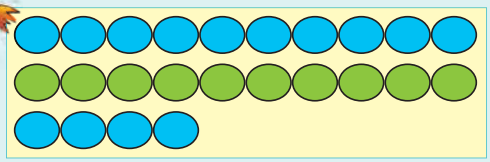

Number

We can write it as: 20 + ☐ = 24

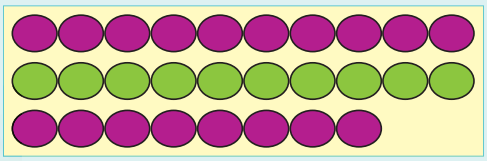

Number

We can write it as: 20 + ☐ = 28

Write in words:

10	_____	11	_____
12	_____	13	_____
14	_____	15	_____
16	_____	17	_____
18	_____	19	_____
20	_____	21	_____
22	_____	23	_____
24	_____	25	_____

Look at the first example and complete the rest.

25	=	2	tens	+	5	units		22	=	2	tens	+	2	units
13	=		ten	+		units		21	=		tens	+		unit
26	=		tens	+		units		19	=		ten	+		units

Teacher:

Sign:

Date:

11 12 13 14 15 16 17 18 19 20

Date:

Number lines



Fill in the missing numbers.

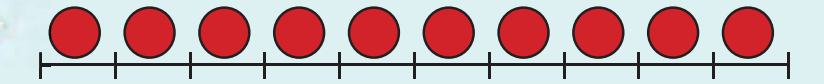

0	1			4						10

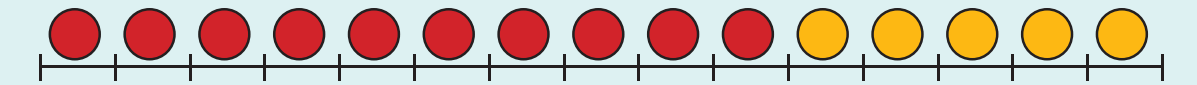

0					5	6									15

How far did the hare jump? Use the number line to help you work out the answers.



0	1	2	3	4	5	6	7	8	9	10

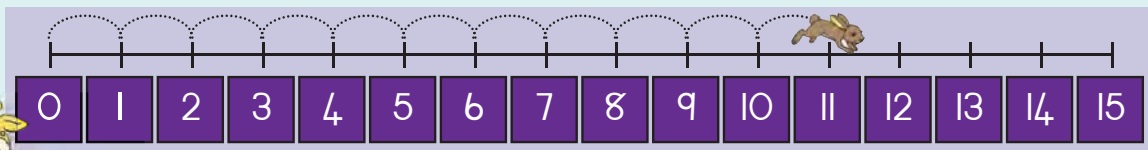

0	1	2	3	4	5	6	7	8	9	10	11	12	13	14	15

How far did the springbok jump? Use the number line to help you work out the answers.

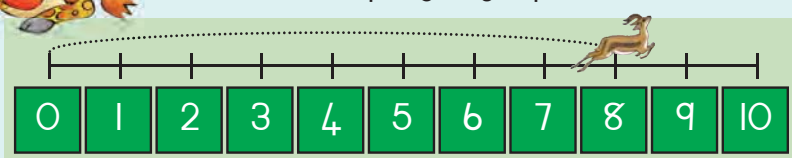

0	1	2	3	4	5	6	7	8	9	10

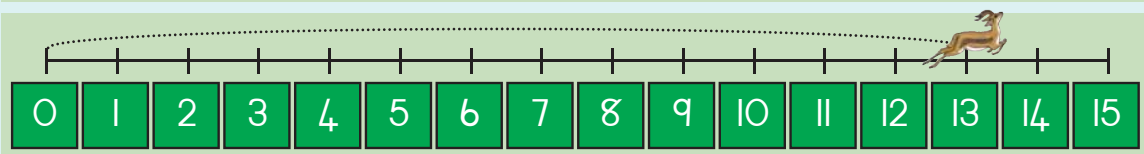

0	1	2	3	4	5	6	7	8	9	10	11	12	13	14	15



How far did the hare jump? Use the number line to help you work out the answers.

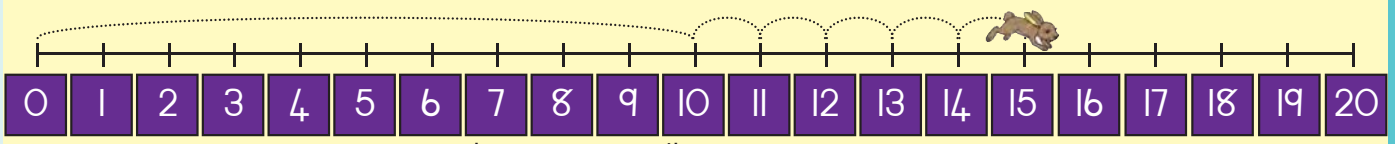

tens		units		
10	+	5	=	

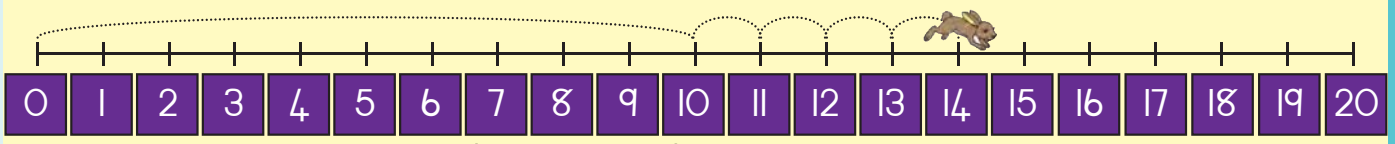

tens		units		
	+		=	

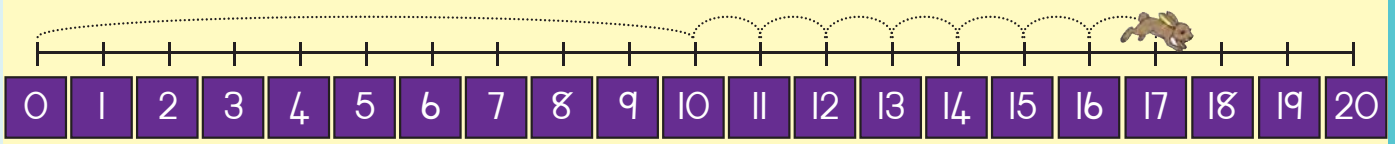

tens		units		
	+		=	

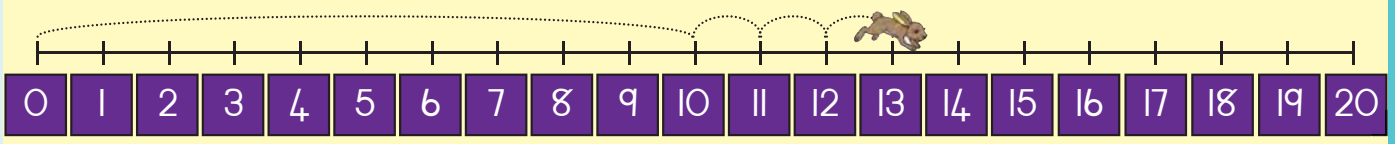

tens		units		
	+		=	

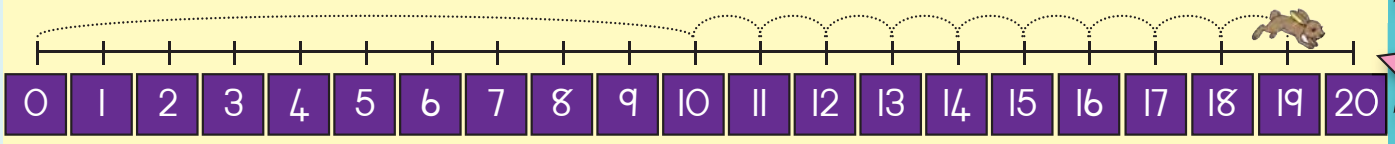

tens		units		
	+		=	

Teacher:
Sign:
Date:



Date:

More number lines





Help the hare to write a sum. Use the number line to help you work out the answers.



2 + 3 = 5

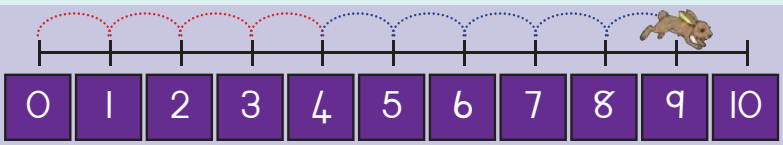

__ + __ = __



Help the springbok to write a sum.
Use the number line to help you work out the answers.

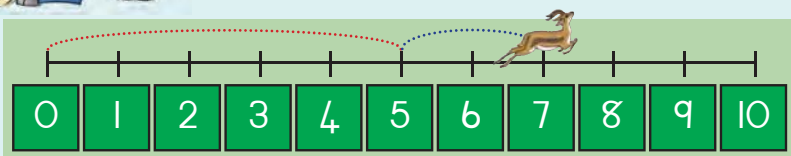

__ + __ = __

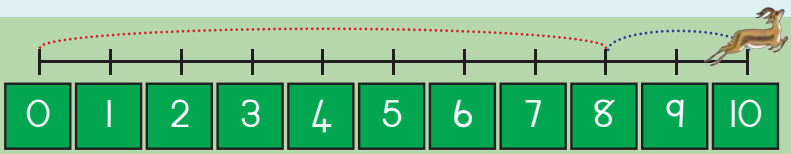

__ + __ = __







Help the hare to write a sum.

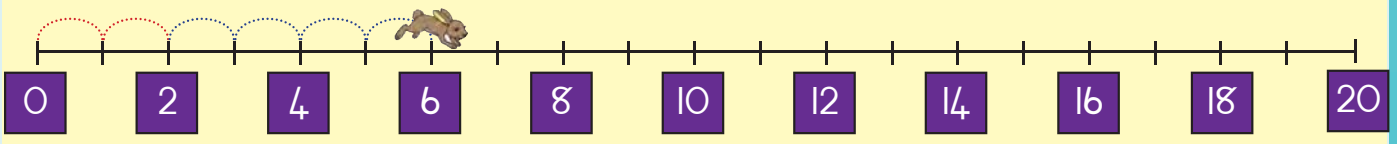

2 + 4 = 6

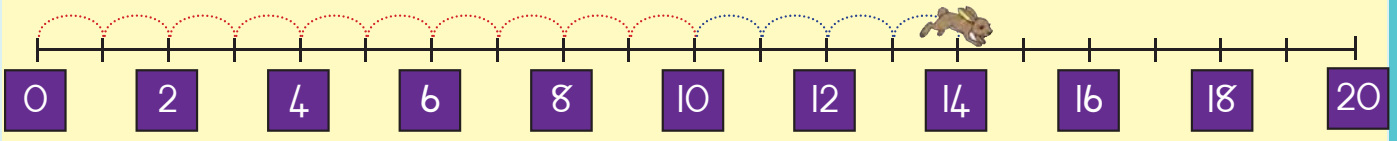

__ + __ = __



Help the springbok to write a sum.

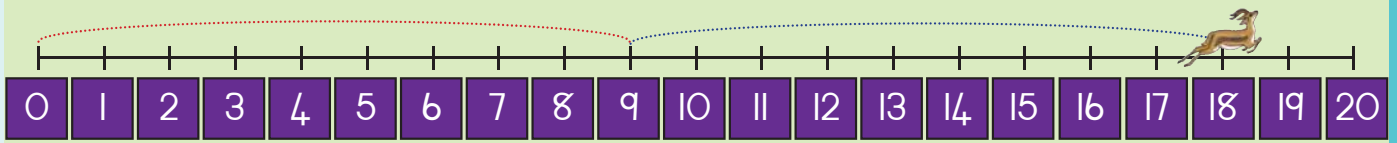

9 + 9 = __

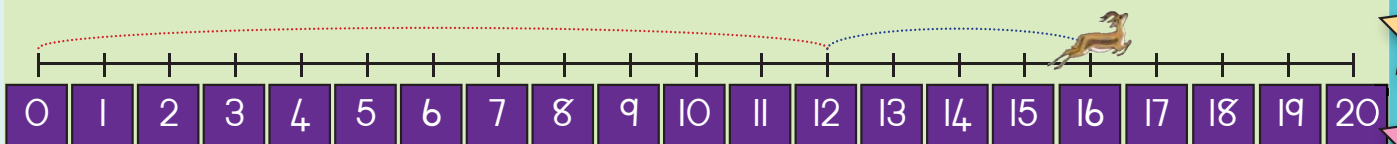

__ + __ = __



Teacher:

Sign:

Date:



11 12 13 14 15 16 17 18 19 20

Date:

Addition and subtraction

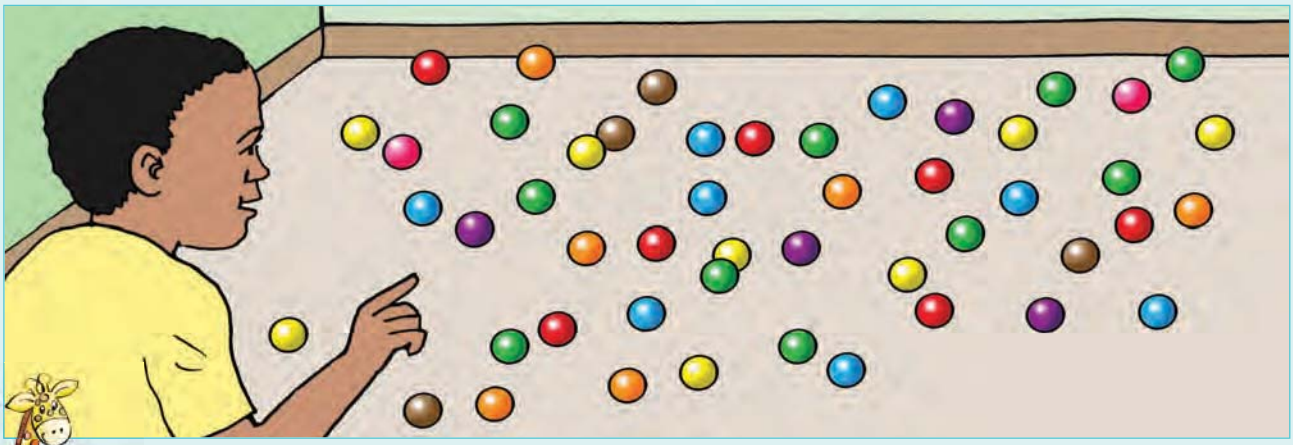



Write the number of beads.

How many red beads are there? ____

How many blue beads are there? ____

How many green beads are there? ____

How many orange beads are there? ____

How many purple beads are there? ____

How many beads are there altogether? ____



Write the number of beads in the correct boxes and add them.

red	+	green	=	
yellow	+	pink	=	
orange	+	blue	=	
purple	+	green	=	
brown	+	yellow	=	



Complete the patterns.





Add the red and blue beads and then fill in the answer in the box.

8 + 7 =		15
8 + 2 + 5 =		
9 + 6 =		
9 + ☐ + ☐ =		



Match the picture with the correct sum and then fill in the answer.

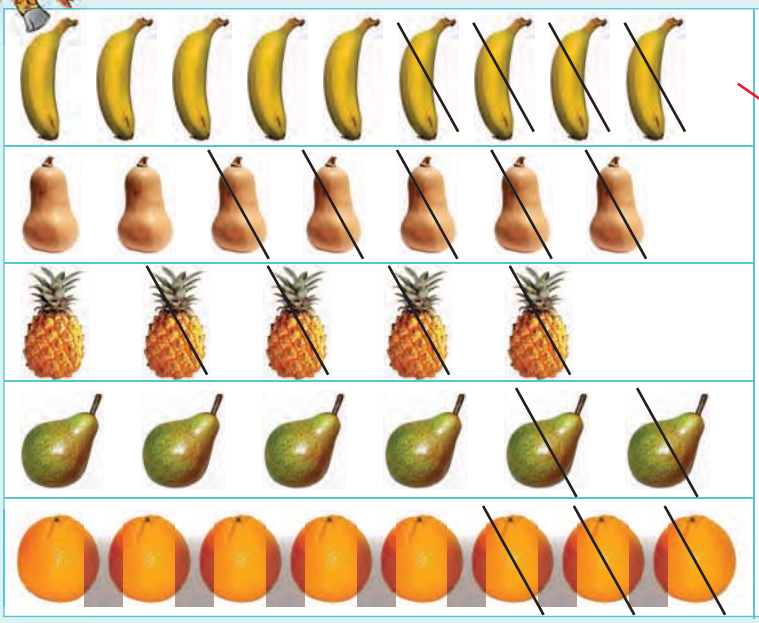

7 – 5 =	
9 – 4 =	
8 – 3 =	
5 – 4 =	
6 – 2 =	



Write a sum for:

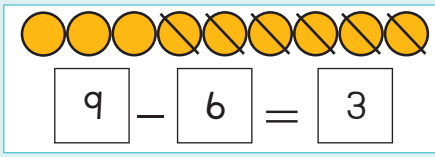

9 – 6 = 3

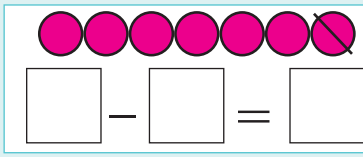

☐ – ☐ = ☐



☐ – ☐ = ☐

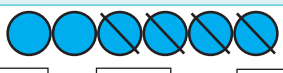

☐ – ☐ = ☐



Teacher:

Sign:

Date:



11 12 13 14 15 16 17 18 19 20



Date: _____

Days, weeks and months

Monday
Tuesday
Wednesday
Thursday
Friday
Saturday
Sunday

January	February	March
April	May	June
July	August	September
October	November	December



Answer the following questions on weeks.

Which day comes before Wednesday? _____

Which day comes after Wednesday? _____

Which day comes after Saturday? _____

Which day comes between Monday and Wednesday? _____

If Monday is the Ist day, then Friday is the _____ day.

Which days come between Wednesday and Saturday?

_____



Answer the following questions on months.

Which month comes before April? _____

Which month comes after June? _____

Which month comes between August and October? _____

Which months come between January and June?

_____

Which is the first month of the year? _____

Which is the last month of the year? _____



1 2 3 4 5 6 7 8 9 10



Religions in South Africa



Historical events

Human Rights Day

Freedom Day

Workers' Day

Youth Day

National Women's Day

Heritage Day

Day of Reconciliation

Birthday

My Birthday





Cut-out 2: Use the cut-outs and paste onto the calendar months three religious holidays and all the South African public holidays.

January	February	March
April	May	June
July	August	September
October	November	December



Teacher:

Sign:

Date:



11 12 13 14 15 16 17 18 19 20

Date:

Addition

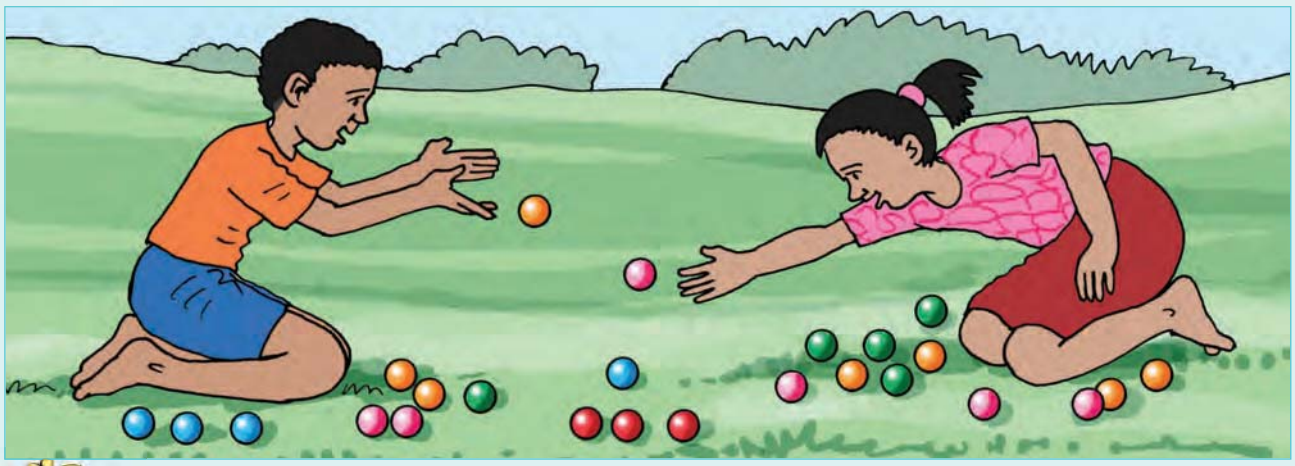

Look at the picture and add the marbles.

red	+	blue	=	3	+	4	=	
green	+	blue	=		+		=	
pink	+	blue	=		+		=	
green	+	orange	=		+		=	
red	+	green	=		+		=	
orange	+	blue	=		+		=	

Add.

3 + 2 =	4 + 6 =	9 + 3 =
6 + 5 =	7 + 8 =	8 + 4 =
9 + 5 =	8 + 6 =	7 + 4 =
9 + 9 =	7 + 5 =	8 + 8 =
7 + 6 =	9 + 6 =	7 + 7 =



Write a sum for:

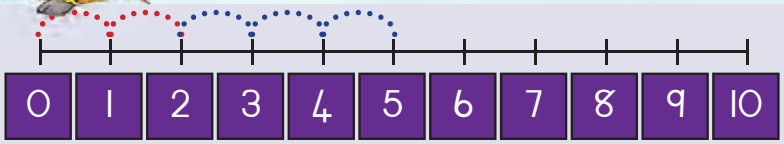

2 + 3 = 5

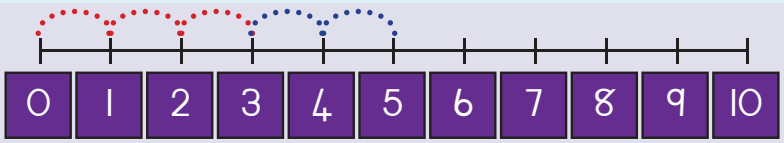

__ + __ = __



__ + __ = __



__ + __ = __

Make the scales equal. We have done the first one for you.

5 = 1 + 4

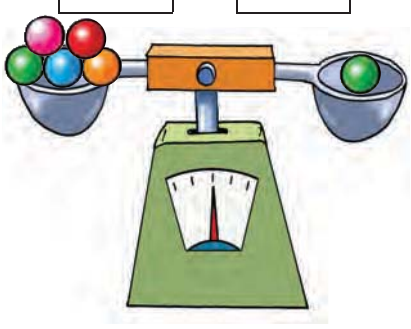

6 = 2 + __

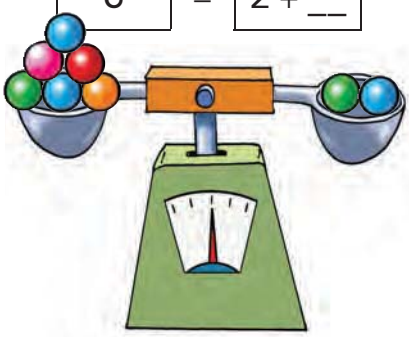

3 + __ = __

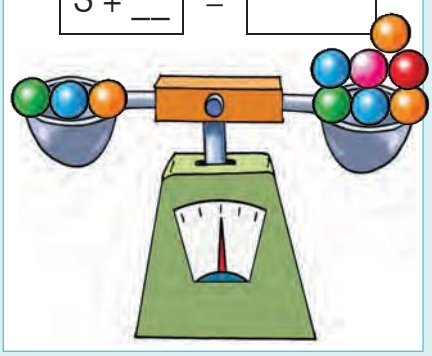

2 + 1 = 1 + __

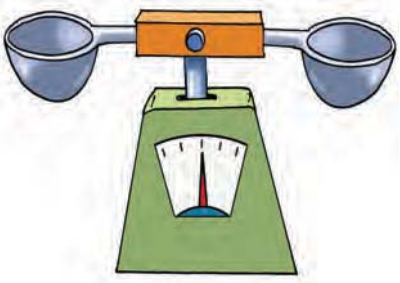

6 + 3 = 3 + __

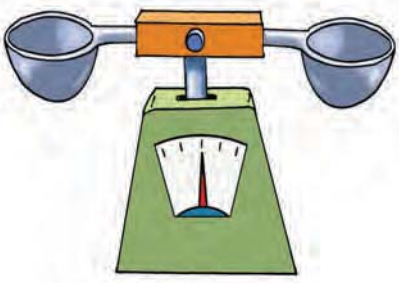

2 + __ = 8 + 2

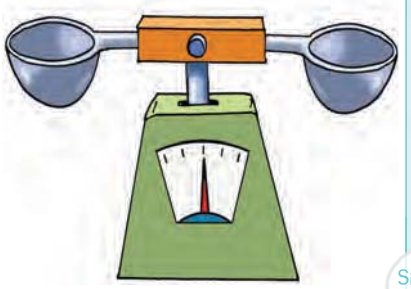

Teacher:

Sign:

Date:

11 12 13 14 15 16 17 18 19 20

23b

Date:

Subtraction

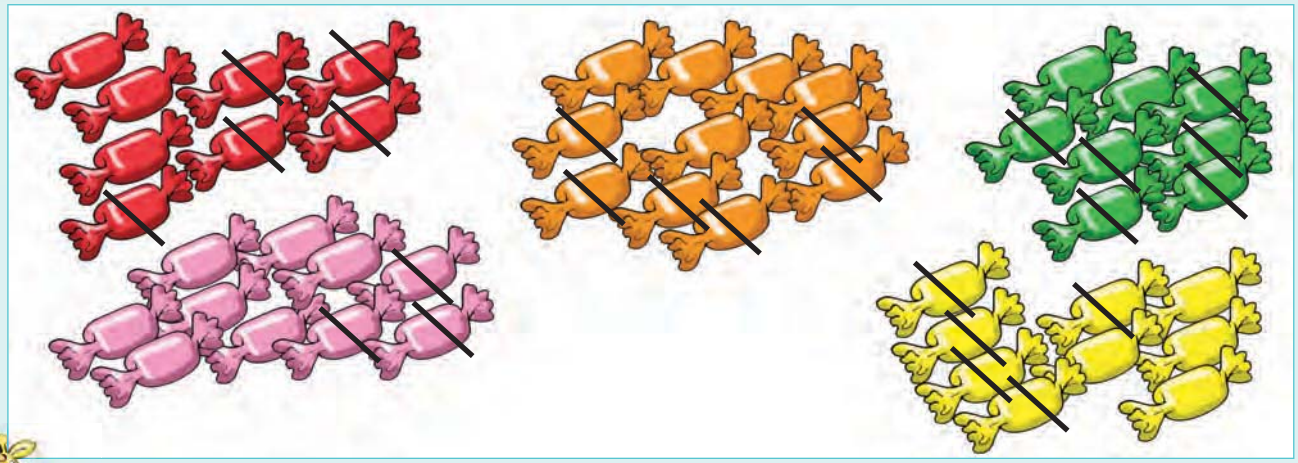

Look at the picture and write minus sums.

red sweets	=	8	–	5	=	3
green sweets	=		–		=	
yellow sweets	=		–		=	
orange sweets	=		–		=	
pink sweets	=		–		=	

Minus.

5 – 3 =	10 – 6 =	12 – 3 =
11 – 5 =	15 – 7 =	12 – 4 =
14 – 9 =	14 – 8 =	11 – 4 =
18 – 9 =	12 – 5 =	16 – 8 =
13 – 7 =	15 – 6 =	14 – 7 =

1 2 3 4 5 6 7 8 9 10





Complete.

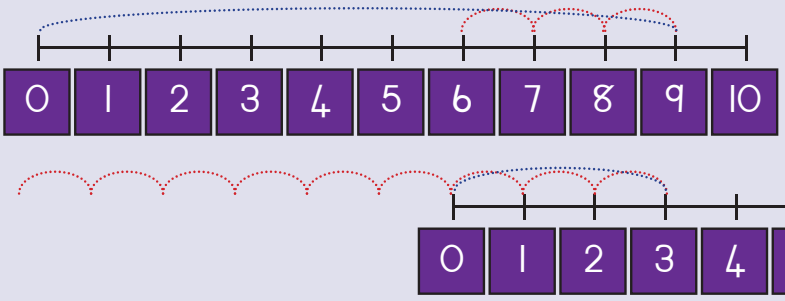

9 – 3

Is not equal to

3 – 9

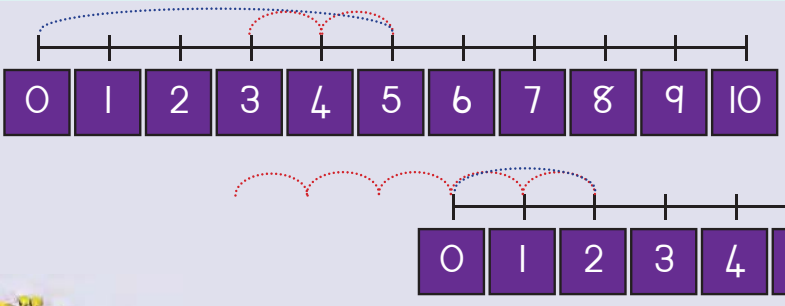

5 – 2

Is not equal to

2 – 5



Write a sum for:

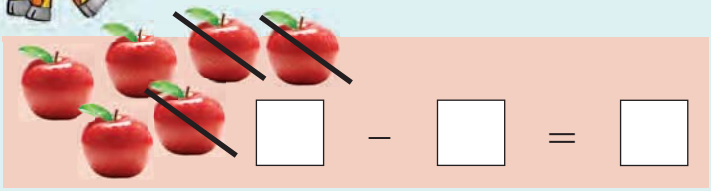

□ – □ = □

□ – □ = □





□ – □ = □



□ – □ = □



□ – □ = □

Teacher:

Sign:

Date:



11 12 13 14 15 16 17 18 19 20

24

Date:

Addition



Match the cards with the correct sums.

2 + 10	8 + 10	7 + 10	5 + 10	3 + 10

7 + 10 = 17	10 + 2 = 12	10 + 5 = 15	3 + 10 = 13	10 + 8 = 18



Use the number line. Write an addition sum. We have done the first one for you.

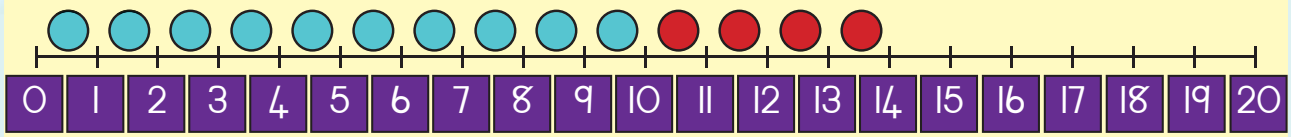

10 + 4 = 14

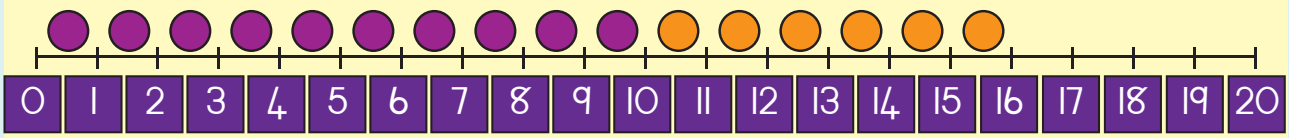

__ + __ = __

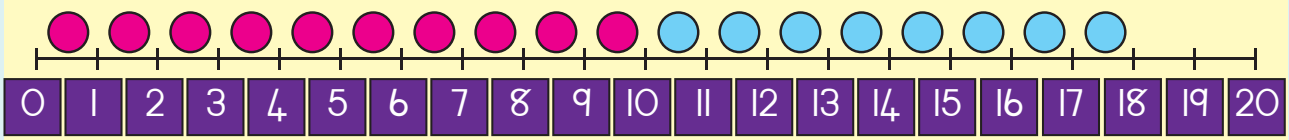

__ + __ = __

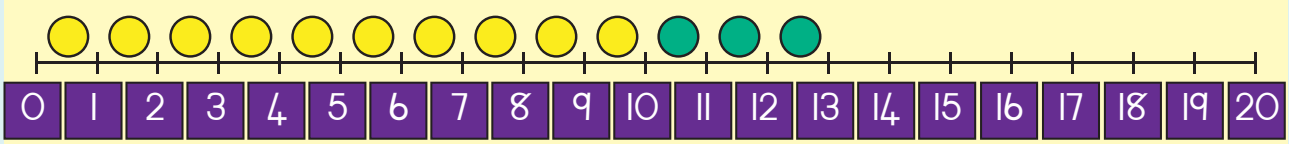

__ + __ = __







Add.

10	+	3	=	13	10	+	2	=	
10	+	5	=		10	+	7	=	
10	+	1	=		10	+	6	=	
10	+	4	=		10	+	8	=	
10	+	9	=		10	+	3	=	



Add.

16 + 13

10		10		20			
6	+	3	=	9			
16	+	13	=	29			

14 + 12

10		10					
4	+	2	=				
	+		=				

17 + 11

10		10					
7	+	1	=				
	+		=				

15 + 13

10		10					
5	+	3	=				
	+		=				

16 + 12

10		10					
6	+	2	=				
	+		=				

18 + 12

10		10					
8	+	2	=				
	+		=				



Lisa has 9 counters and Aakar has 8.

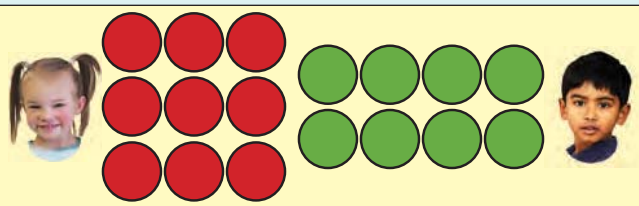

What is the total?

Teacher:

Sign:

Date:



11 12 13 14 15 16 17 18 19 20

Date:

Money

1 What is in my piggy bank?



2 Cut the coins from Cut-out 3 and paste the right amounts here.

	
	
	



How many cents?

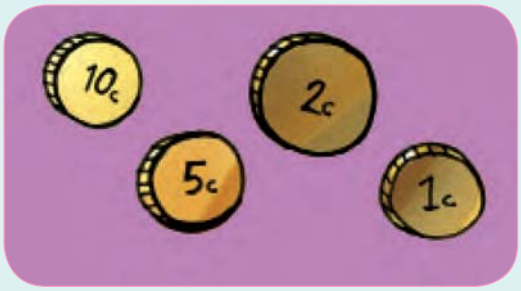

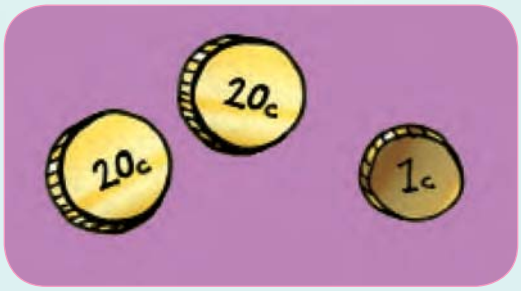





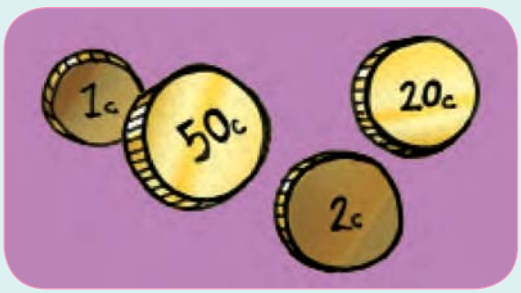

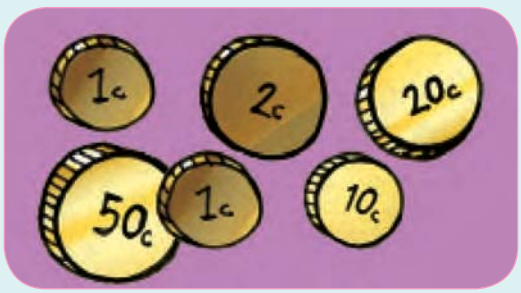



Word sums.

Suzy has 50c. Her mother gives her 20c more. How much money does Suzy have?

_____

I have 90c. I bought a sweet for 30c. How much money do I have left?

_____

Teacher:

Sign:

Date:



11 12 13 14 15 16 17 18 19 20

Date:

Note money

How much money is in my purse?

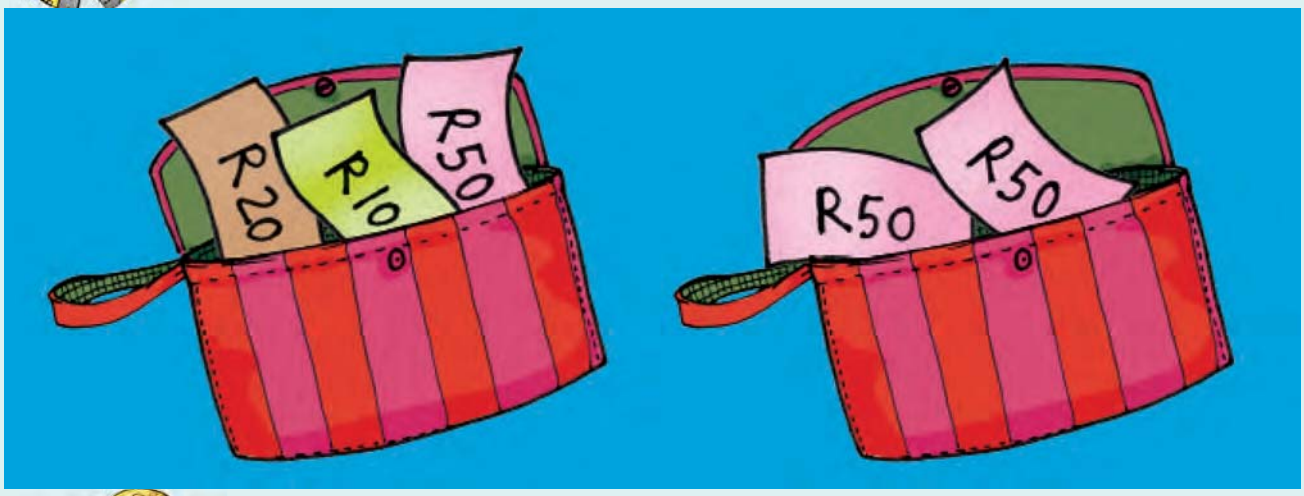

Cut the notes from Cut-out 3 and paste the correct amounts here.

R 30	R 70
R 40	R 60
R 110	R 80

How many Rands?





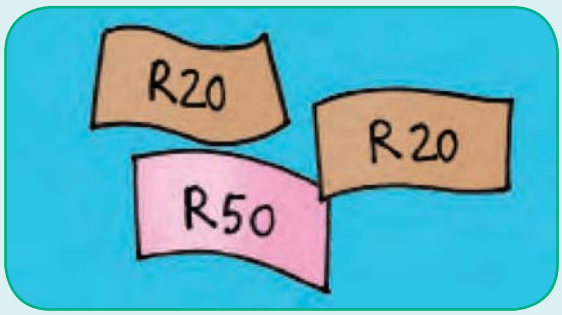







Word sums.

I saved R50. I got R20 for my birthday. How much money do I have?

_____

I have R90. I bought a book for R30. How much money do I have left?

_____

Teacher:
Sign:
Date:

Date:

Patterns

1 Clap the pattern.



2 Copy the pattern. Use Cut-out 4.



3 Make your own picture from the left-over beads. Use Cut-out 4.





Copy the following patterns.

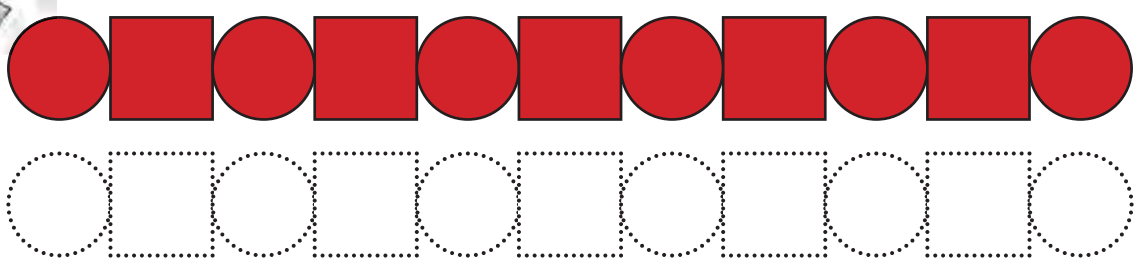





Copy the patterns.





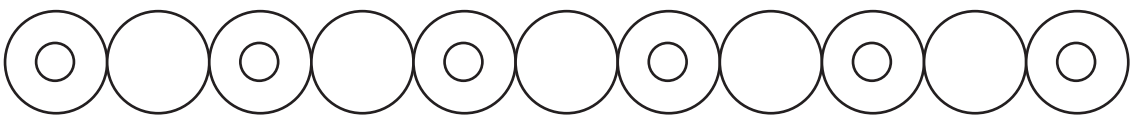

Teacher:

Sign:

Date:



11 12 13 14 15 16 17 18 19 20

Date:

Patterns

Describe each pattern in words. The words below might help you.



rectangle | square | triangle | circle | colours

Colour the pattern that comes next.

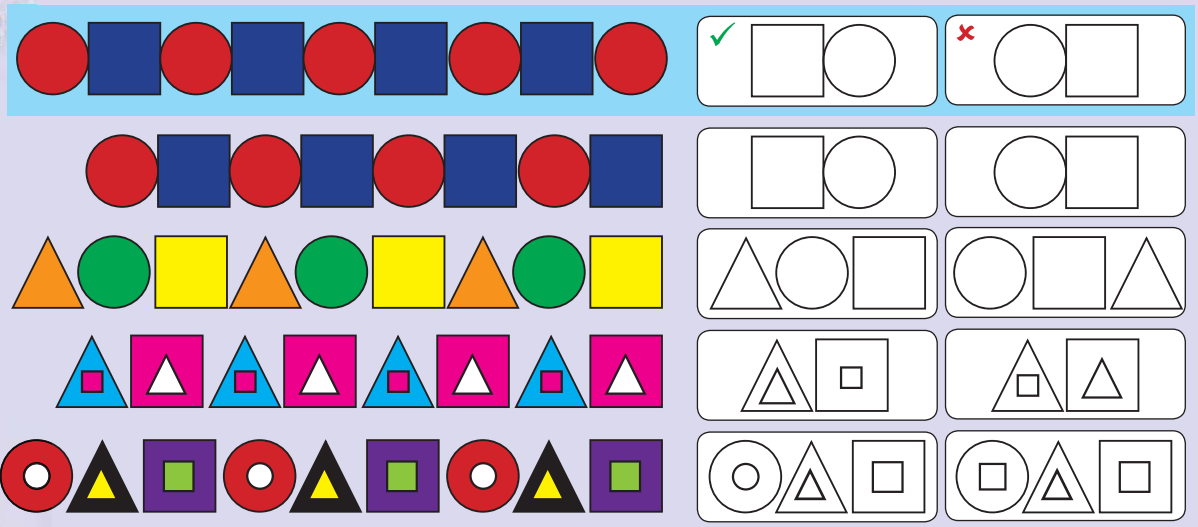

Draw the next pattern.



Extend the pattern.

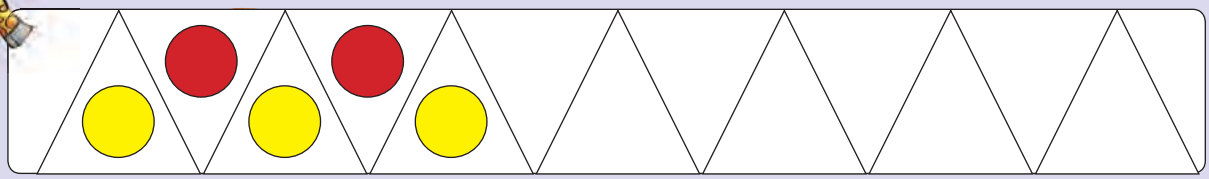





Draw your own patterns using 

Draw the next pattern.

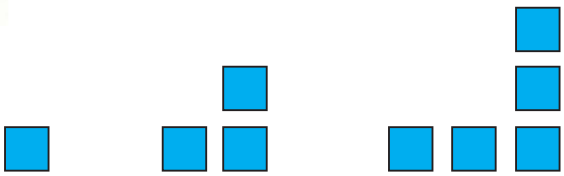





Complete the following so that you only have one circle at the top.

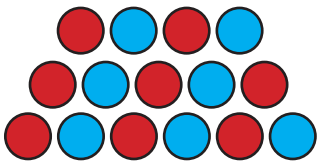

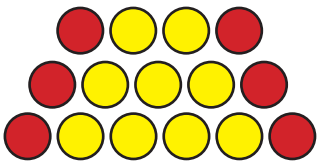

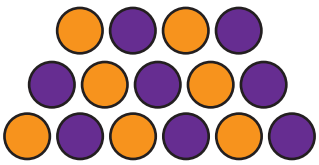



Create your own colour patterns using the shapes below.

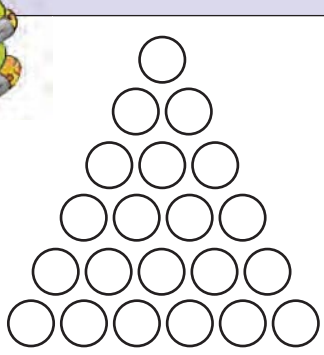

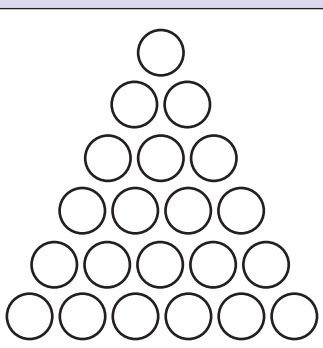

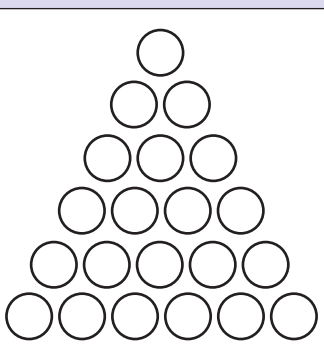



Teacher:
Sign:
Date:



11 12 13 14 15 16 17 18 19 20

Date:

Multiplication: x 2

How many sweets are on each table?



How did you count the sweets? (Some children may say 1, 2, 3... others may say 2, 4, 6...)

Complete the following. We have done the first one for you.

4 groups of 2	2 + 2 + 2 + 2 = 8	4 × 2 = 8
5 groups of 2	2 + 2 + 2 + 2 + 2 =	5 × 2 =
6 groups of 2	2 + 2 + 2 + 2 + 2 + 2 =	6 × 2 =
7 groups of 2	2 + 2 + 2 + 2 + 2 + 2 + 2 =	7 × 2 =
8 groups of 2	2 + 2 + 2 + 2 + 2 + 2 + 2 + 2 =	8 × 2 =

Make a drawing of the following.

3 groups of 2	4 groups of 2	9 groups of 2



Make a drawing of the following.

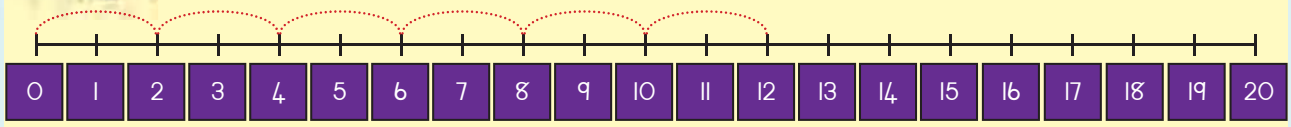

2, 4, 6, 8, ___ , ___

2 + 2 + 2 + 2 + 2 + 2 = ☐

6 × 2 = ☐

Drawing



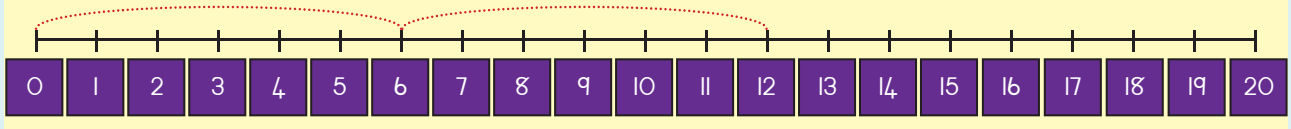

6, ___

6 + ☐ = ☐

2 × ☐ = ☐

Drawing



One spider has 2 eyes. How many eyes do 7 spiders have?

☐



2 4 6 8 10 12 14

16 18 20 22 24 26

Teacher:

Sign:

Date:



Date:

Multiplication: x 5

How many sweets are on each table?



Complete the following. We have done the first one for you.



3 groups of 5	5 + 5 + 5 = 15	3 × 5 = 15
2 groups of 5	5 + 5 =	2 × 5 =
4 groups of 5	5 + 5 + 5 + 5 =	4 × 5 =
6 groups of 5	5 + 5 + 5 + 5 + 5 + 5 =	6 × 5 =
7 groups of 5	5 + 5 + 5 + 5 + 5 + 5 + 5 =	7 × 5 =

Make a drawing of the following.

3 groups of 5	4 groups of 5	5 groups of 5





Make a drawing of the following.

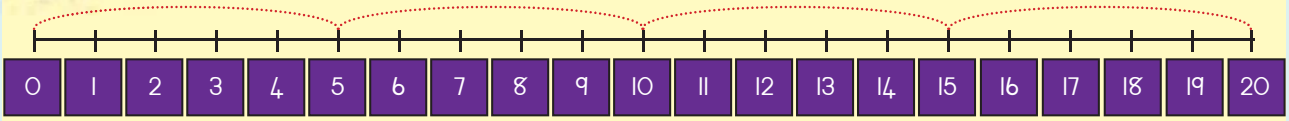

5, 10, 15, ___

5 + 5 + 5 + 5 = ☐

4 × 5 = ☐

Drawing

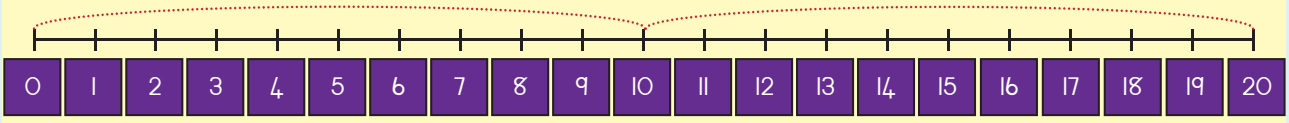

10, ___

10 + ☐ = ☐

10 × ☐ = ☐

Drawing



5 10 15 20 25 30

35 40 45 50

Teacher:

Sign:

Date:



Date:

More multiplication stories

Make your own story using the total number of ears, eyes, hands and feet.



We are 10 friends. How many hands do we have?

Make a drawing.

Show it with counters.

Show it on a number line.

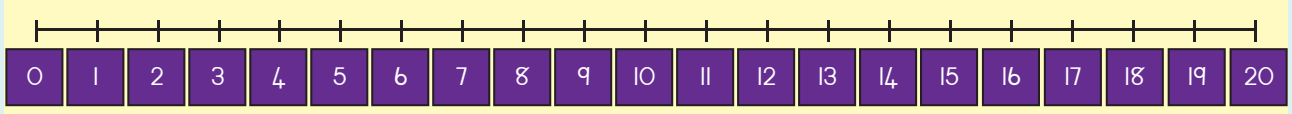

____ + ____ = ____ ____ × ____ = ____



Susan's family has 10 pairs of shoes. How many shoes do they have?

Make a drawing.

Show it with counters.

Show it on a number line.

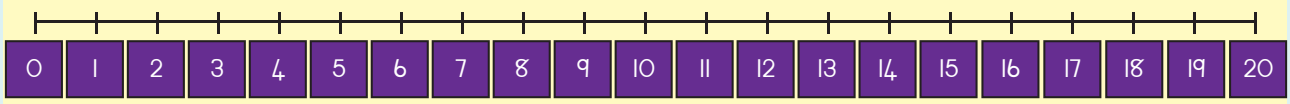



☐ + ☐ = ☐ ☐ × ☐ = ☐

Write your own story using 6 children and their hands.



5 10 15 20 25 30 35

Teacher:
Sign:
Date:



11 12 13 14 15 16 17 18 19 20

Date:

3 dimensional objects



Colour all the balls red, the boxes blue and the cylinders green.

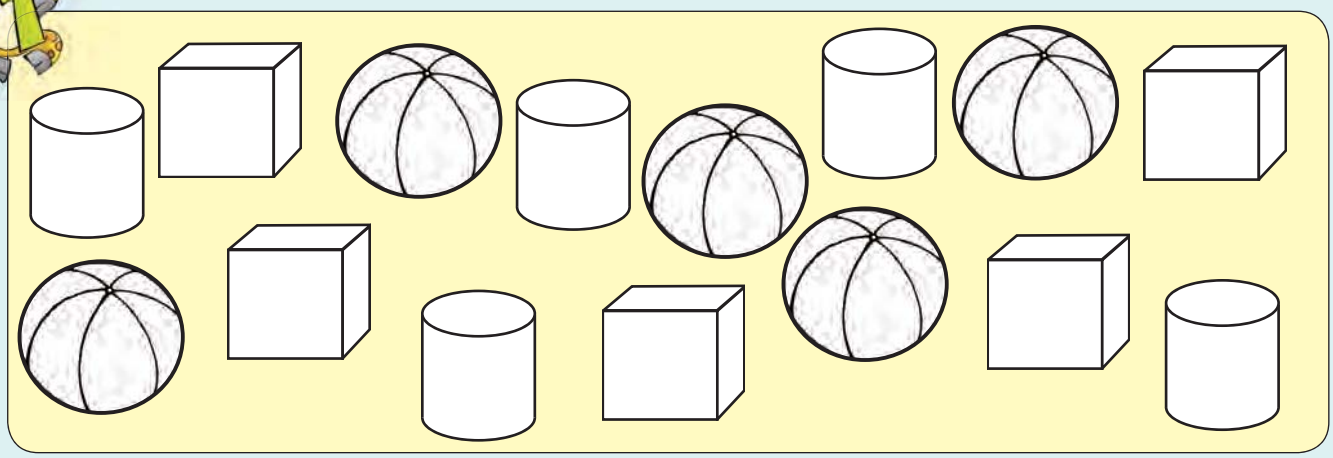

Choose the correct answer.



straight edges

curved edges

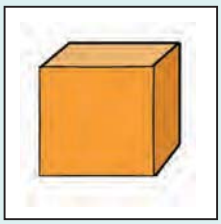

straight edges

curved edges



straight edges

curved edges



Say if the object will roll or slide.



slide

roll

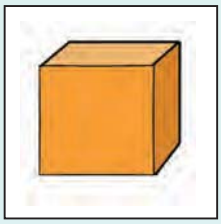

slide

roll



slide

roll

How many of these objects do you see in the picture: cylinders, boxes and balls?





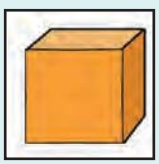



Draw your own picture using balls, boxes and cylinders.

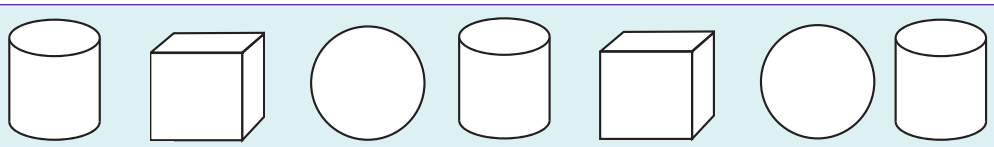

Teacher:

Sign:

Date:

Date:

Order and compare numbers: 1–40

Who has more oranges?



Who has more apples?



Fill in the empty boxes on the bead count.

1	2	3	4	5		7			10
	12				16		18		
21				25	26				30
31					36				40

Look at the beads and answer the questions.

What number is smaller than 8? ☐

What number is bigger than 13? ☐

What number is smaller than 20? ☐

What number is smaller than 24? ☐





Colour the numbers that are smaller than 10 in blue and bigger than 10 in red.

1	2	3	4	5	6	7	8	9	10
11	12	13	14	15	16	17	18	19	20

Colour the numbers that are smaller than 30 and bigger than 24 in green.

20	21	22	23	24	25	26	27	28	29	30

Colour the numbers that are smaller than 40 and bigger than 36 in yellow.

30	31	32	33	34	35	36	37	38	39	40

Colour the even numbers yellow and the odd numbers green.

1	2	3	4	5	6	7	8	9	10
11	12	13	14	15	16	17	18	19	20
21	22	23	24	25	26	27	28	29	30
31	32	33	34	35	36	37	38	39	40
41	42	43	44	45	46	47	48	49	50



Which odd number comes just after 10?

Which even number comes just before 10?

Write down the even numbers between 14 and 24.

Write down the odd numbers between 5 and 15.

Which odd number comes just after 21?

Which even number comes just before 24?

Write down the even numbers between 20 and 30.

Write down the odd numbers between 20 and 30.



Teacher:

Sign:

Date:



11 12 13 14 15 16 17 18 19 20

Date:

Order and compare numbers: 40–50

Who has more pineapples?  or 





Count the beads and fill in the empty boxes.

1	2	3	4	5					
								19	
							28		

	32								
									50
51	52	53	54	55	56	57	58	59	60

Look at the beads and answer the questions.

What number is smaller than 3? ____

What number is bigger than 31? ____

What number is smaller than 38? ____

What number is smaller than 47? ____



Colour the numbers that are smaller than 40 and bigger than 36 in green.

30	31	32	33	34	35	36	37	38	39	40

Numbers smaller than 40.

Numbers bigger than 36.

Colour the even numbers yellow and the odd numbers green.

40	41	42	43	44	45	46	47	48	49	50

Which odd number comes just after 40?

Which even number comes just before 43?

Write down the even numbers between 40 and 50.

Write down the odd numbers between 40 and 50.

Which even number comes just after 40?

Which even number comes just before 41?

Teacher:

Sign:

Date:

11 12 13 14 15 16 17 18 19 20

Date:

Numbers 40–50



How many beads are there?

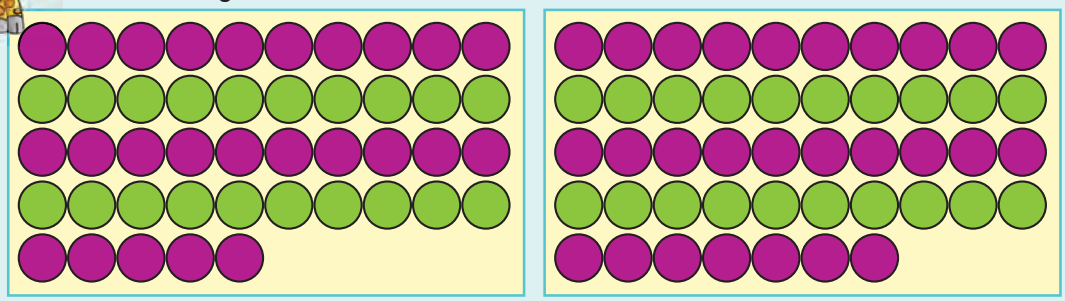

Number	We can write it as:	Number	We can write it as:
45	40 + 5 = 45		+ =

Complete the following.

20	21	22							
30				34					
		42							

Complete the following.

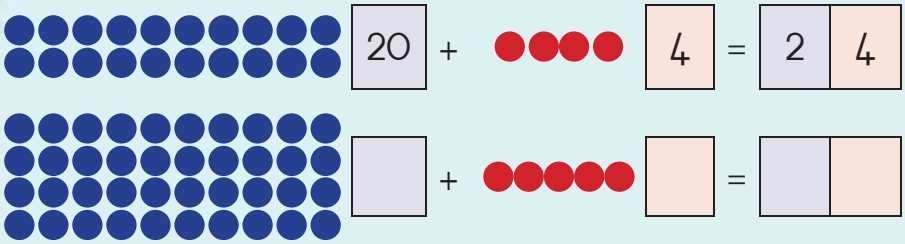



Write the words for:

41	_____	42	_____
43	_____	44	_____
45	_____	46	_____
47	_____	48	_____
49	_____	50	_____

Look at the first example and complete the rest.

45	=	4	tens	+	5	units		44	=		tens	+		units
43	=		tens	+		units		41	=		tens	+		units
42	=		tens	+		units		48	=		tens	+		units

Write the number in the correct column.

	Tens	Units
27		
34		
46		
41		
39		

Teacher:
Sign:
Date:

Date:

Squares, rectangles, triangles and circles

Granny made this beautiful quilt. Identify all the shapes.

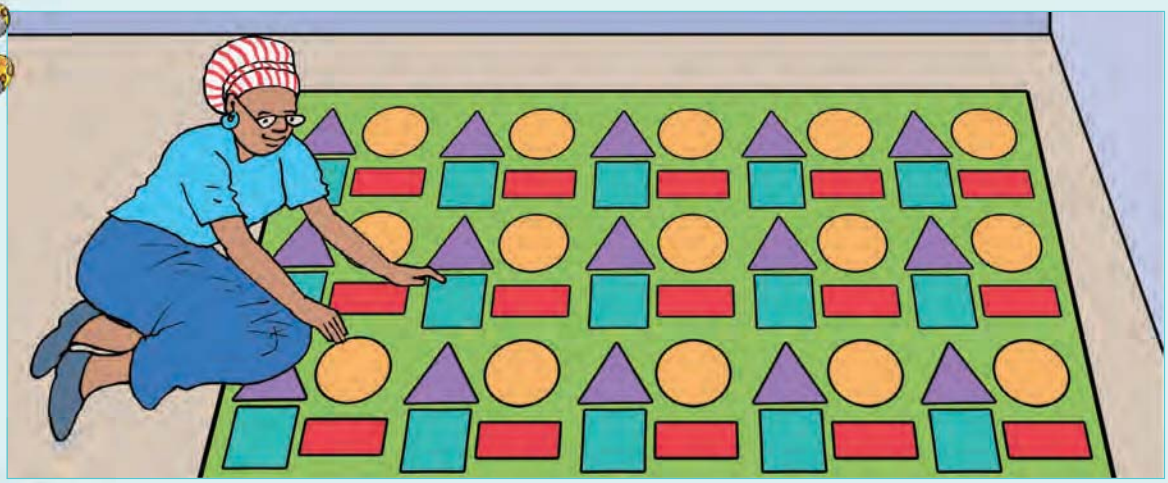

Colour the squares blue, the rectangles yellow, the triangles green and the circles red.

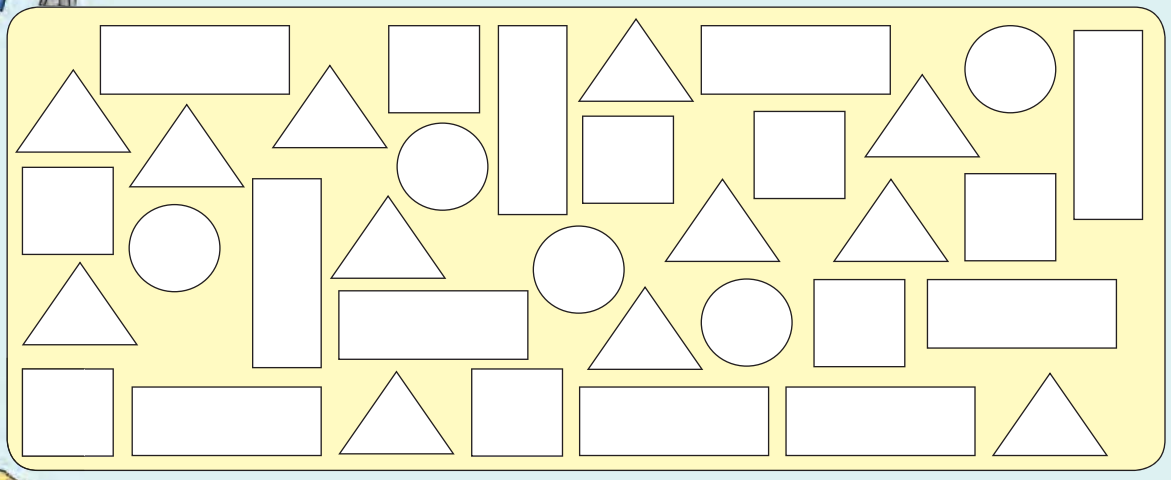

Choose the correct answer.



straight edges

curved edges



straight edges

curved edges



straight edges

curved edges



straight edges

curved edges

How many and do you count?

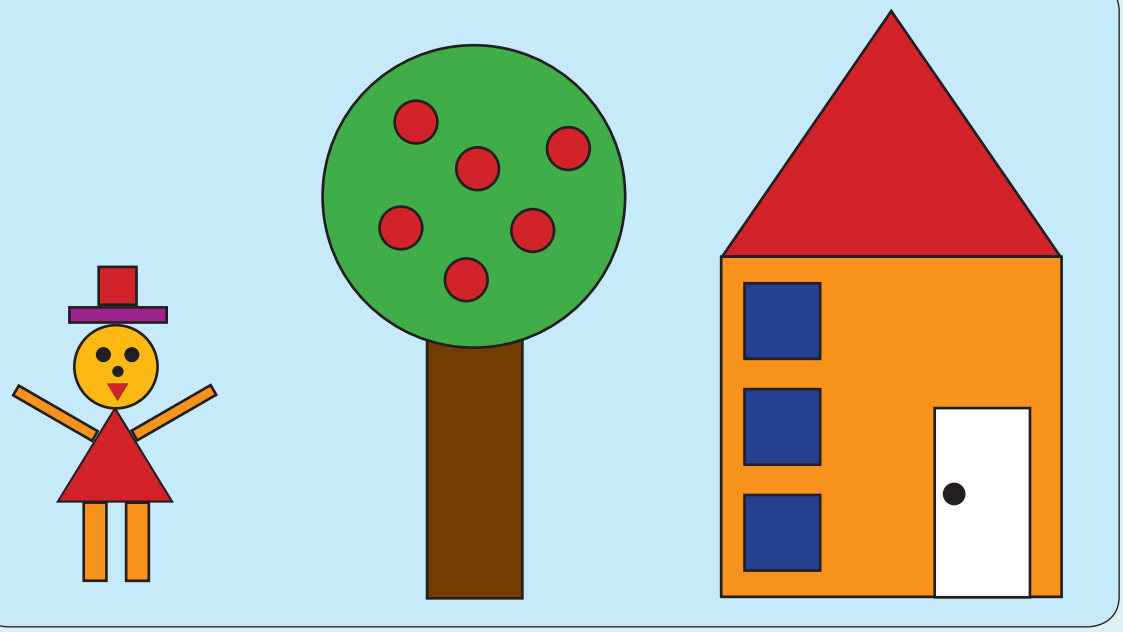

Draw your own picture using circles, squares, triangles and rectangles.

Teacher:

Sign:

Date:

11 12 13 14 15 16 17 18 19 20

Date:

Multi-operations 1–20

Quick recall.

$4 + 5 - 1 =$	$13 - 9 + 2 =$	$20 - 7 + 1 =$	$10 + 5 - 4 =$
$10 + 3 + 2 =$	$9 + 3 - 2 =$	$8 - 2 - 1 =$	$13 - 8 + 1 =$
$9 - 4 - 3 =$	$18 - 9 - 4 =$	$7 + 8 + 1 =$	$16 - 7 + 3 =$
$14 - 6 + 4 =$	$12 - 5 - 2 =$	$19 - 10 + 5 =$	$6 + 5 - 3 =$

Add the following.

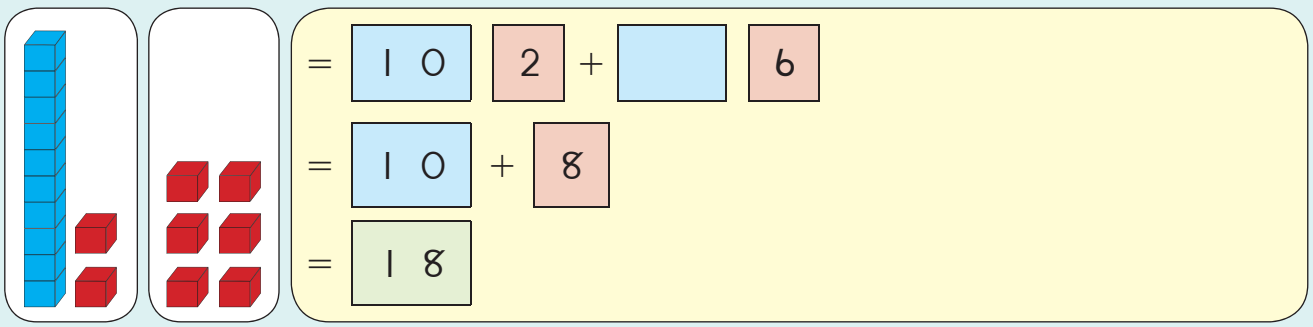

$= 10 + 2 + 6$

$= 10 + 8$

$= 18$

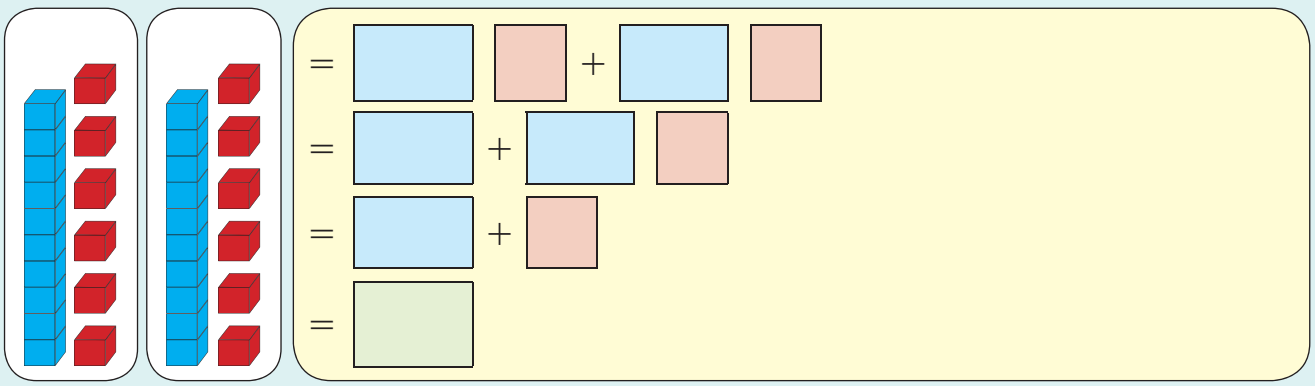

$= \square + \square + \square$

$= \square + \square$

$= \square + \square$

$= \square$

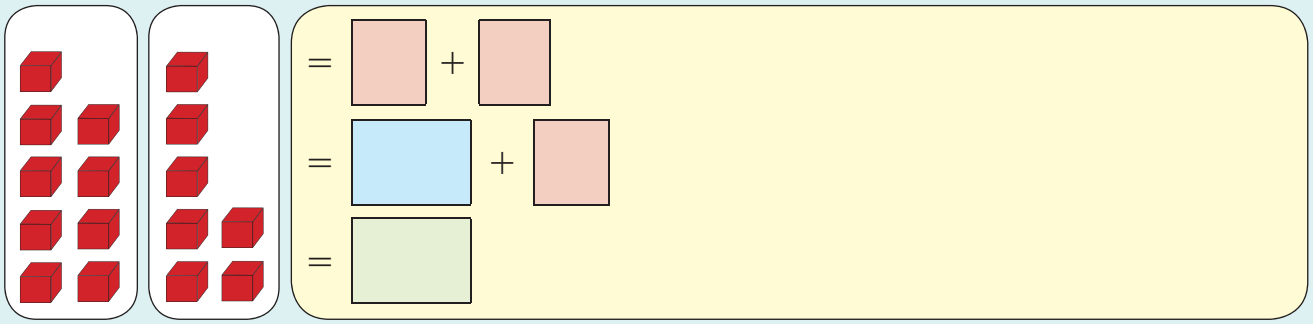

$= \square + \square$

$= \square + \square$

$= \square$





Subtract the following.

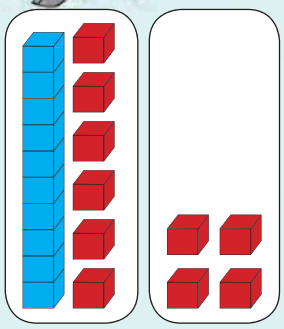

= 10 6 − 4

= 10 − 2

= 8

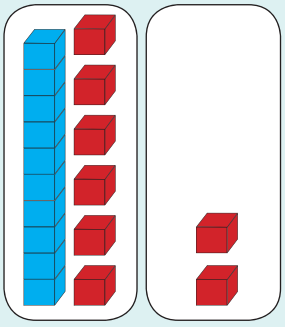

= ☐ ☐ + ☐ ☐

= ☐ − ☐

= ☐

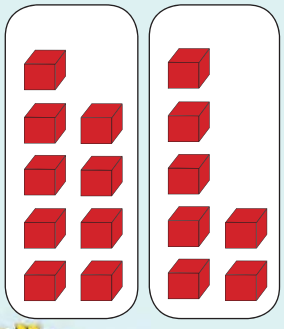

= ☐ − ☐

= ☐



I bought 15 sweets. I ate 2. I gave my friend 4.
How many sweets do I have left?





Teacher:

Sign:

Date:



11 12 13 14 15 16 17 18 19 20

Date:

Multi-operations 1–20

Quick recall.

20 + 2 – 1 =	36 – 6 + 2 =	42 – 2 + 4 =	47 + 4 – 1 =
30 + 3 + 6 =	42 + 9 – 1 =	33 – 2 – 1 =	49 – 1 + 2 =
55 – 5 – 0 =	38 – 7 – 1 =	45 + 1 + 2 =	50 – 5 + 3 =
24 – 3 + 2 =	32 – 5 – 2 =	49 – 10 + 1 =	29 + 5 – 4 =

Add the following.

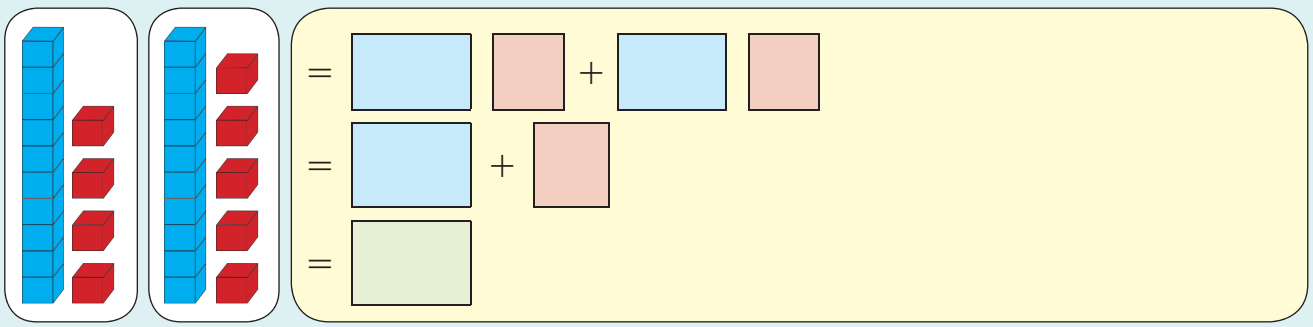

Now try your own method.

Subtract the following.

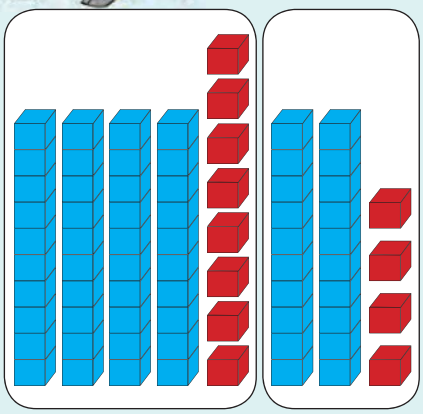

= 40 8 − 20 4

= 40 − 20 + 8 − 4

= ☐ − ☐

= ☐

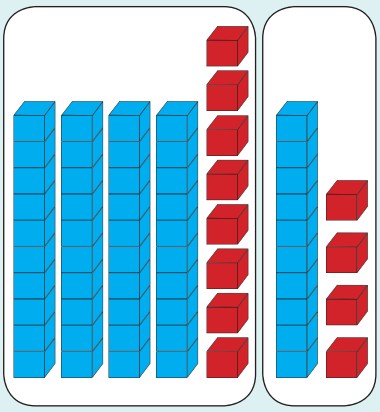

= ☐ ☐ − ☐ ☐

= ☐ − ☐ + ☐ − ☐

= ☐ − ☐

= ☐

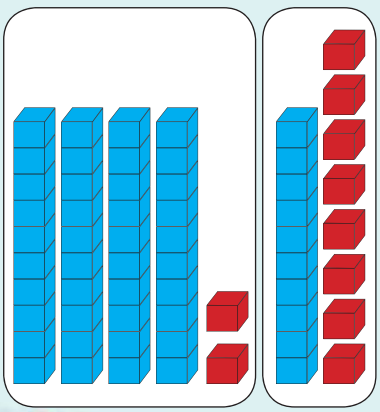

= ☐ ☐ − ☐ ☐

= ☐ − ☐ + ☐ − ☐

= ☐ − ☐

= ☐



I have a R10 note, a R5 coin, a R20 note and a R2 coin in my piggy bank.
How much money did I save?



Teacher:
Sign:
Date:

11 12 13 14 15 16 17 18 19 20



Date:

More addition



What is the total of each block?

1 10 5 10	2 10 6 20	3 20 5 20	4 20 4 10



Add.

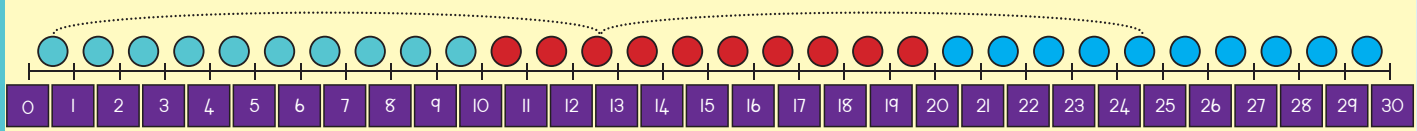

13 + 12 =

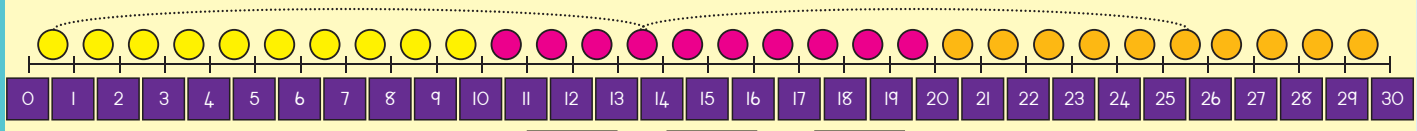

14 + 12 =

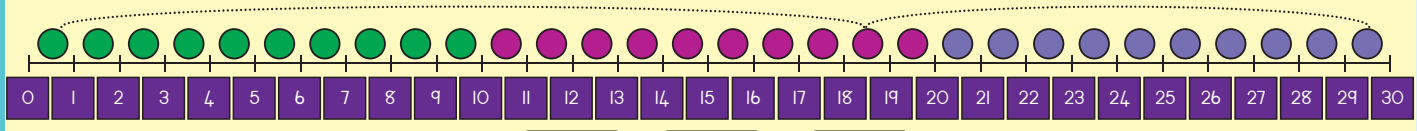

19 + 11 =

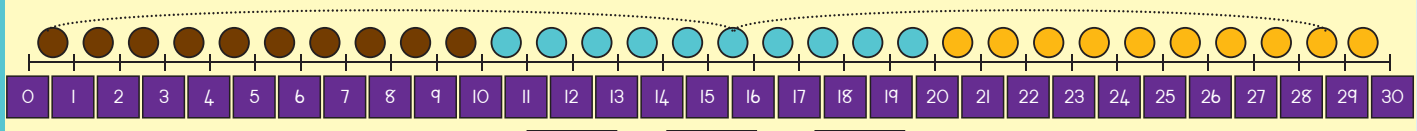

16 + 13 =

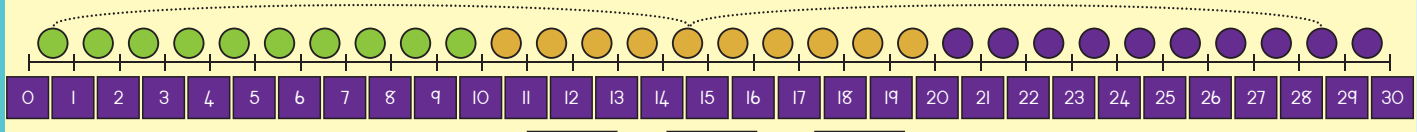

15 + 14 =





Add.

12 + 11

= 10 2 + 10 1

= 10 + 10 + 2 + 1

= 20 + 3

= 23

13 + 15

=

=

=

=

26 + 12

=

=

=

=

23 + 22

=

=

=

=

24 + 13

=

=

=

35 + 12

=

=

=

Betty bought R36 sweets and Sipho R13.
How much money did they spend on sweets?

Teacher:

Sign:

Date:

11 12 13 14 15 16 17 18 19 20



Date:

Term 2 – Week 2

More addition (continued)



What is the total of each block?

12 + 10 = ☐

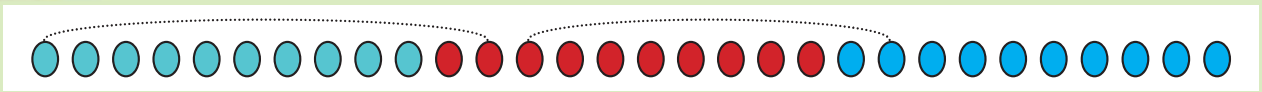

15 + 10 = ☐

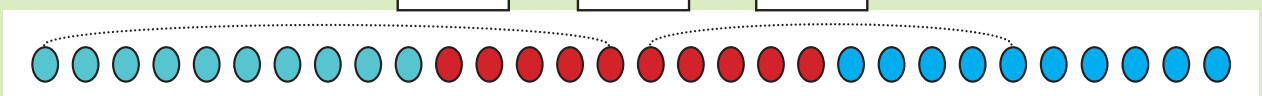

19 + 10 = ☐





Draw the rest of the beads and complete the sums.

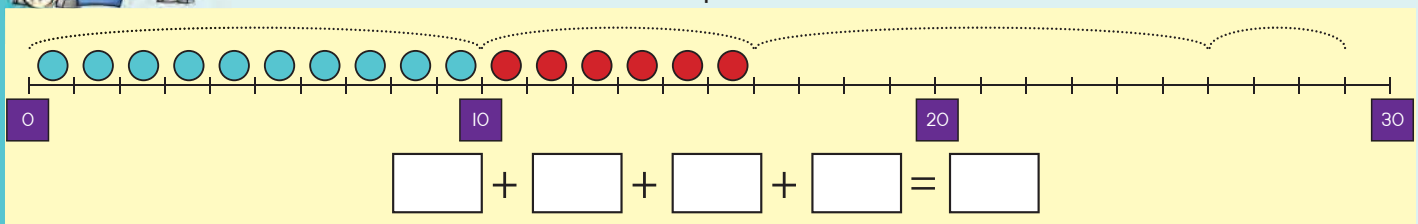

☐ + ☐ + ☐ + ☐ = ☐

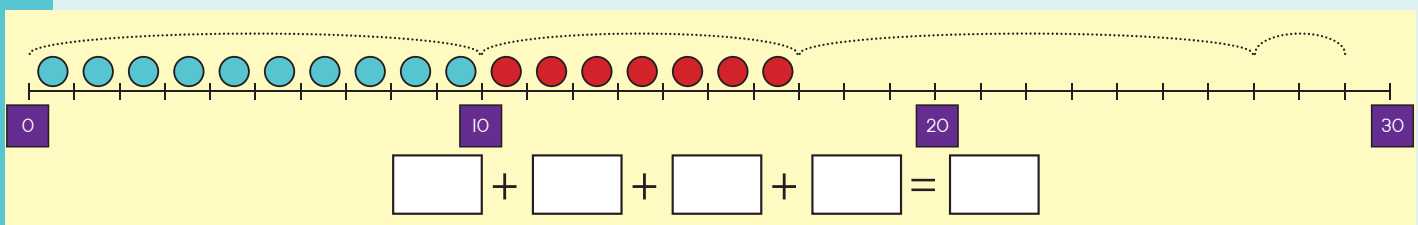

☐ + ☐ + ☐ + ☐ = ☐

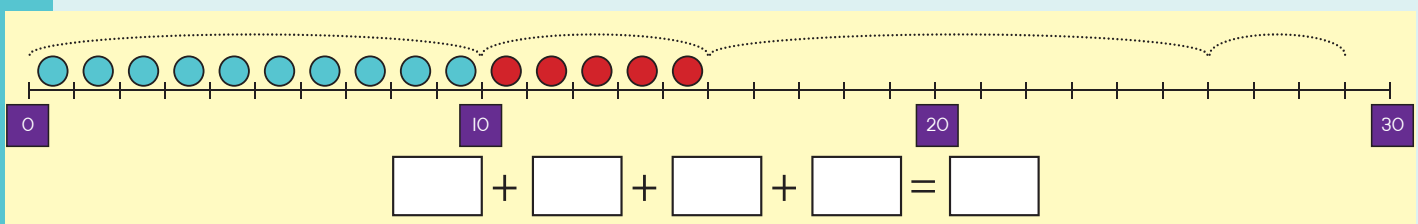

☐ + ☐ + ☐ + ☐ = ☐

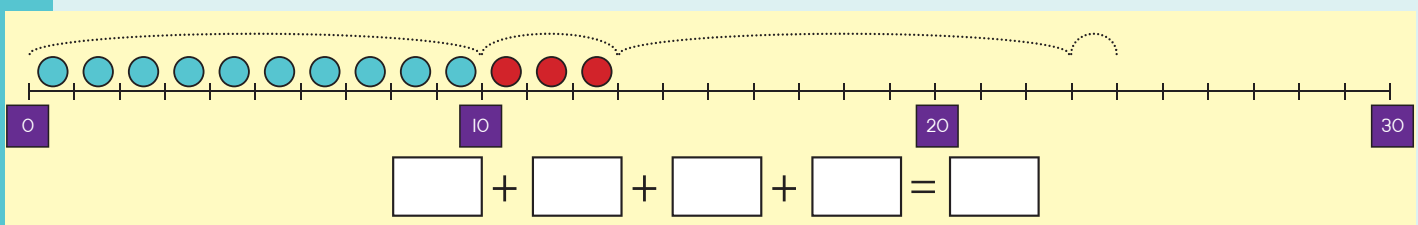

☐ + ☐ + ☐ + ☐ = ☐



1 2 3 4 5 6 7 8 9 10



Complete.

28	+	11	=	2	8	+	10	+	1	=	38	+	1	=	39
34	+	12	=	3	4	+	10	+	2	=		+		=	
23	+	13	=	2	3	+	10	+	3	=		+		=	
35	+	12	=	3	5	+	10	+	2	=		+		=	
26	+	11	=	2	6	+	10	+	1	=		+		=	

Add.

11 + 10 =	23 + 10 =	36 + 10 =
28 + 10 =	37 + 10 =	12 + 10 =
34 + 10 =	29 + 10 =	15 + 10 =

The sum of 27 and 16 is?

Draw a picture to show your answer.

Make your own word sum using the pictures.



Teacher:

Sign:

Date:

11 12 13 14 15 16 17 18 19 20

Date:

Length



Colour the correct answer to show whether these rows are shorter or longer. Colour your answer in the same colour as the blocks.

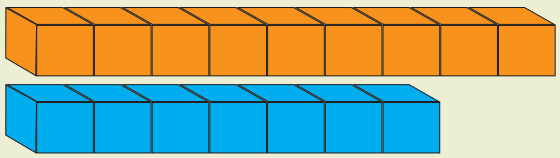

shorter | longer

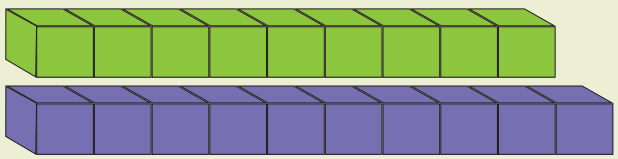

shorter | longer

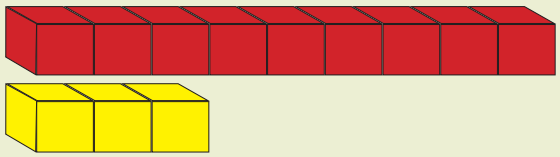

shorter | longer

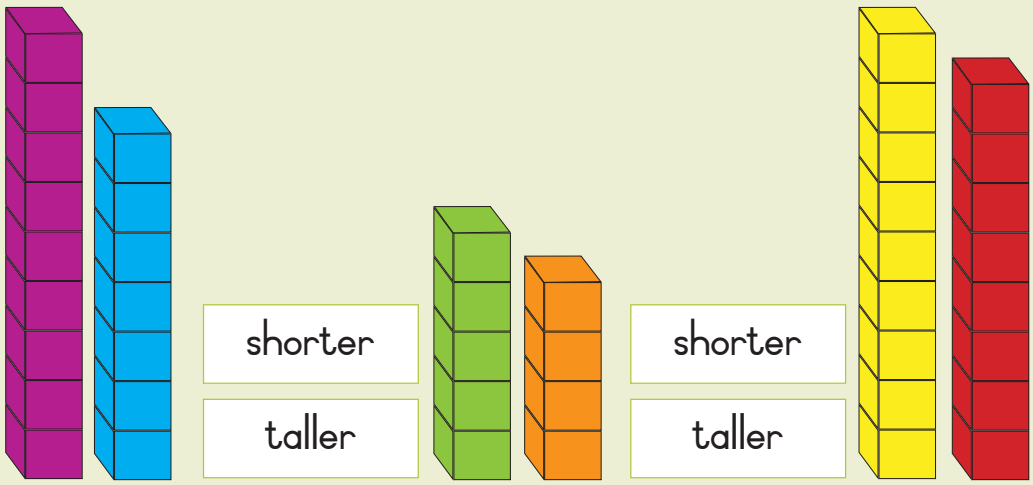

shorter | shorter | shorter

taller | taller | taller



2 Now show which boy is taller. Colour your answer the same colour as the boys' shorts.



shorter | taller



taller | shorter



shorter | taller

3 Measure the length of the playground using the feet and hands from Cut-out 1.

How many hands long is the playground? _____

How many feet long is the playground? _____

length



Teacher:

Sign:

Date:

11 12 13 14 15 16 17 18 19 20

Date:

Subtraction

1 Match the cards.

10	10	10	10	10
2 2	8 8	7 7	5 5	3 3
17 – 7 = 10	12 – 2 = 10	15 – 5 = 10	13 – 3 = 10	18 – 8 = 10

2 Use the number line. Write a subtraction sum.

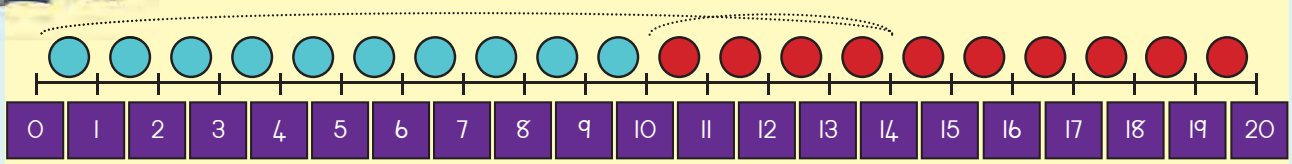

14 – 4 = 10

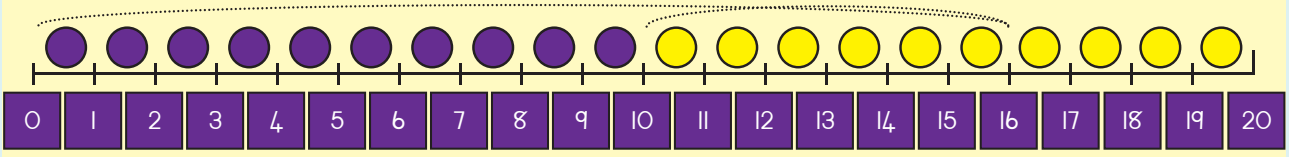

__ – __ = __

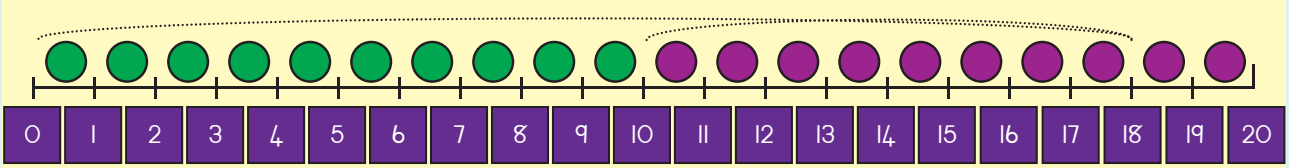

__ – __ = __

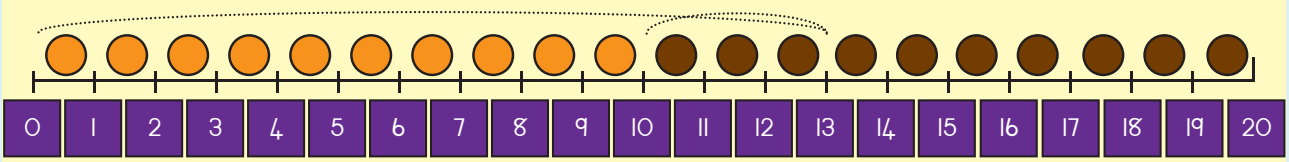

__ – __ = __





Subtract.

10	3	−	3	=		10	2	−	2	=	
10	5	−	5	=		10	7	−	7	=	
10	1	−	1	=		10	6	−	6	=	
10	4	−	4	=		10	8	−	8	=	
10	9	−	9	=		10	9	−	5	=	



Subtract.

16 − 13

10	10		0	
6	3	=	3	

16 − 13 = 3

14 − 12

10	10			
4	2	=		

14 − 12 = ☐

27 − 11

20	10			
7	1	=		

☐ − ☐ = ☐

35 − 13

30	10			
5	3	=		

☐ − ☐ = ☐

26 − 12

20	10			
6	2	=		

☐ − ☐ = ☐

48 − 11

40	10			
8	1	=		

☐ − ☐ = ☐



Lisa has 17 counters. She lost 8 counters.



How many counters does she have left? ☐



Teacher:

Sign:

Date:



11 12 13 14 15 16 17 18 19 20

42

Date:

More subtraction

Subtract the bottom numbers from the top numbers.

10 − 7 = 17	20 − 2 =	30 − 8 =	40 − 9 =
10 − 5 = 15	10 − 1 =	10 − 5 =	10 − 4 =
2 =	=	=	=

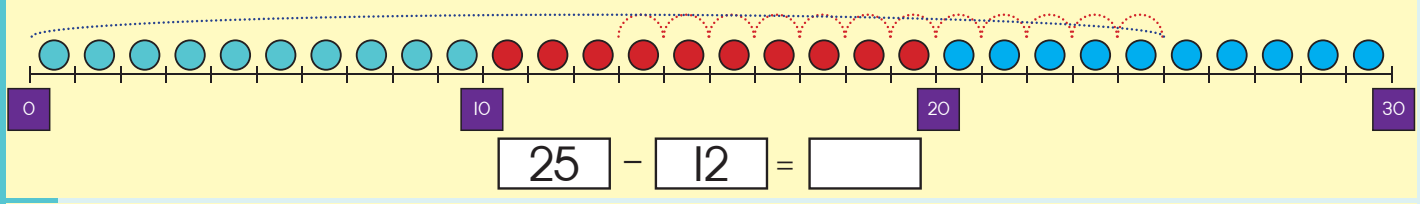

25 − 12 =

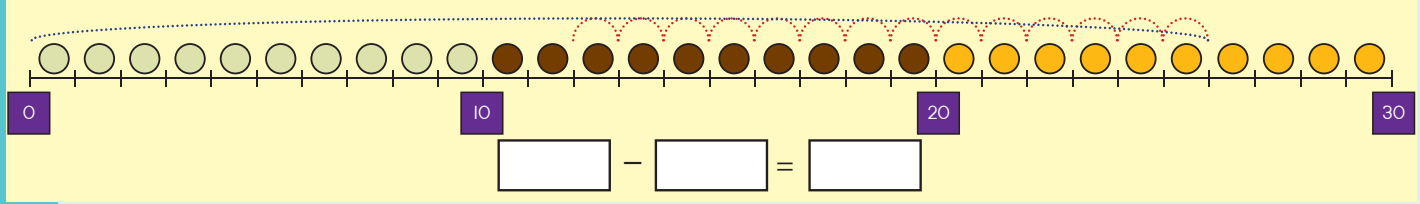

− =

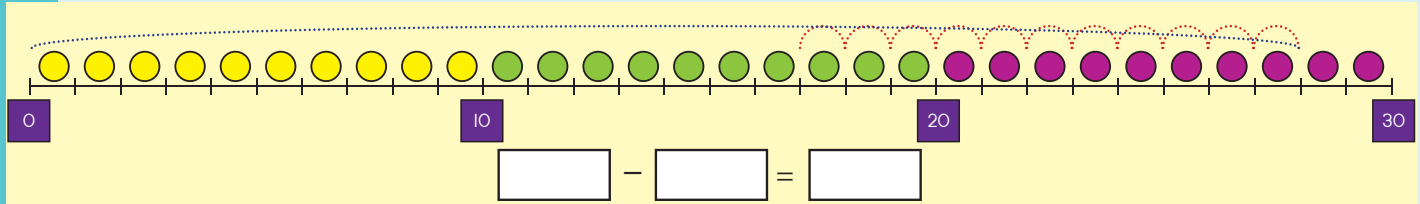

− =

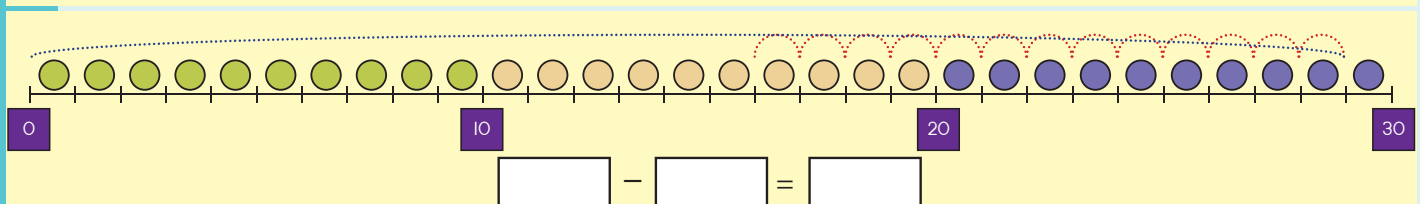

− =

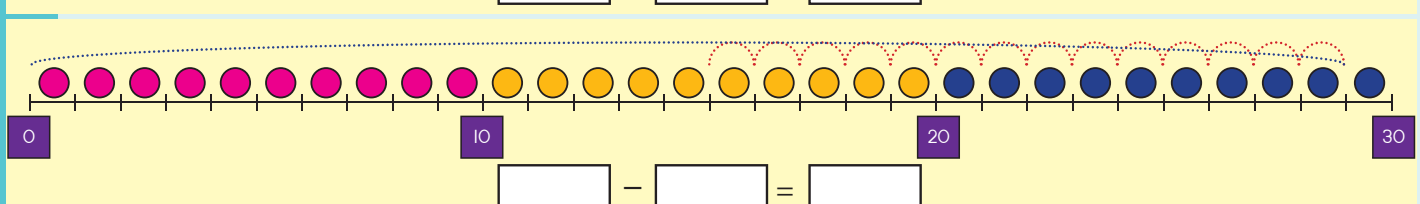

− =







Subtract.

45 – 23

= 40 [ ] – 20 3

= 40 – 20 + 5 – 3

= 20 + 2

= 22

38 – 16

= [ ] [ ] – [ ] [ ]

= [ ] – [ ] + [ ] – [ ]

= [ ] + [ ]

= [ ]

29 – 14

= [ ] [ ] – [ ] [ ]

= [ ] – [ ] + [ ] – [ ]

= [ ] + [ ]

= [ ]

48 – 11

= [ ] [ ] – [ ] [ ]

= [ ] – [ ] + [ ] – [ ]

= [ ] + [ ]

= [ ]

35 – 23

= [ ] [ ] – [ ] [ ]

= [ ] – [ ] + [ ] – [ ]

= [ ] + [ ]

= [ ]

38 – 15

= [ ] [ ] – [ ] [ ]

= [ ] – [ ] + [ ] – [ ]

= [ ] + [ ]

= [ ]



Teacher:

Sign:

Date:



11 12 13 14 15 16 17 18 19 20

Date:

More subtraction

Do the subtraction and put your answer in the blank box.

22 – 10 = ☐

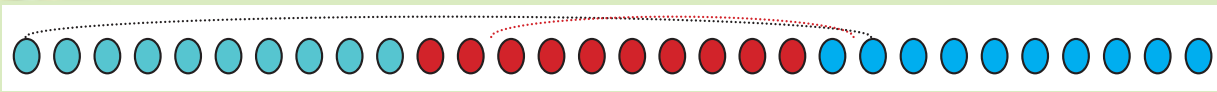

25 – 10 = ☐

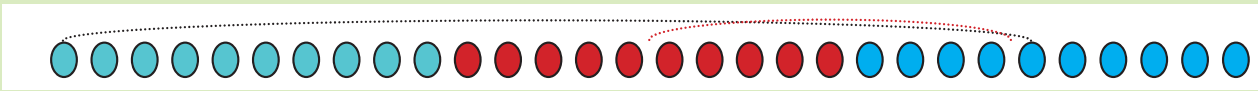

29 – 10 = ☐



Complete the sums.

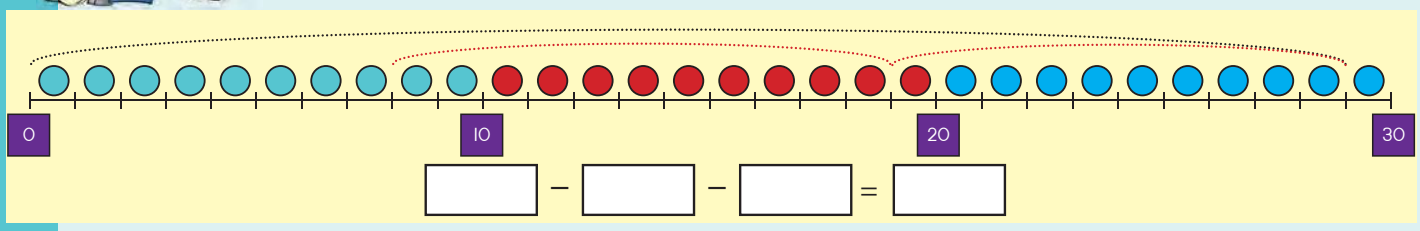

☐ – ☐ – ☐ = ☐

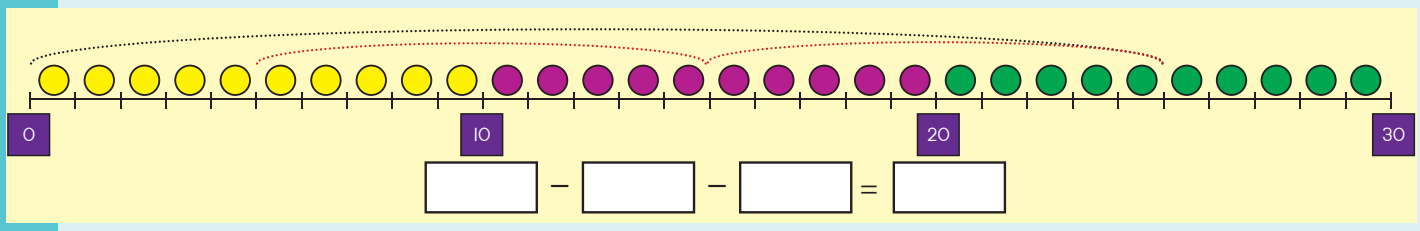

☐ – ☐ – ☐ = ☐

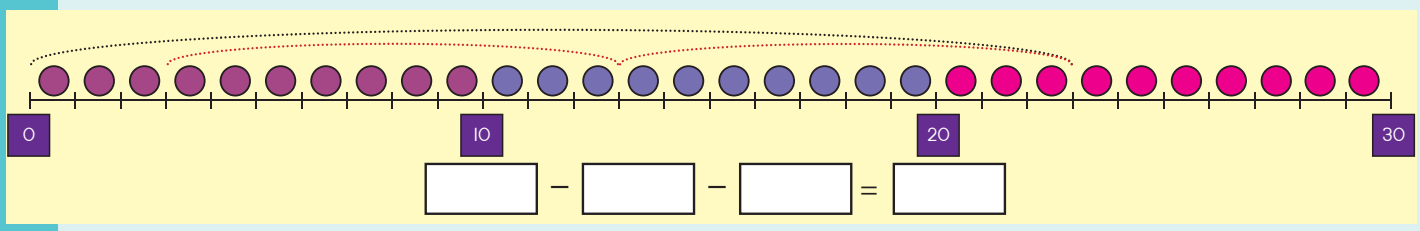

☐ – ☐ – ☐ = ☐

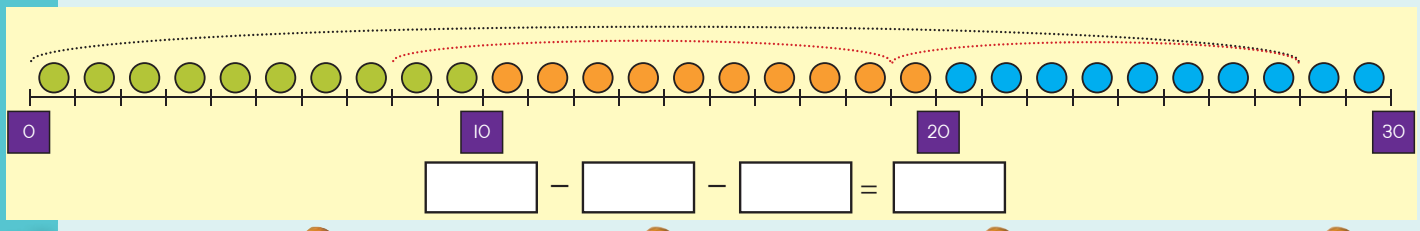

☐ – ☐ – ☐ = ☐





Complete.

46 − 13 =	38 − 14 =	25 − 11 =
49 − 23 =	27 − 16 =	46 − 32 =

Minus.

21 − 10 =	43 − 10 =	16 − 10 =
28 − 10 =	27 − 10 =	22 − 10 =
34 − 10 =	37 − 10 =	45 − 10 =

The difference between 35 and 20 is? Draw a picture to show your answer.

3 5 − 2 0 = _____

Make your own word sum using the pictures. ☐ − ☐ = ☐



Teacher:

Sign:

Date:

11 12 13 14 15 16 17 18 19 20

Date:

Heavy and light

1 Look at the pictures and answer the question.

What is lightest and what is heaviest?



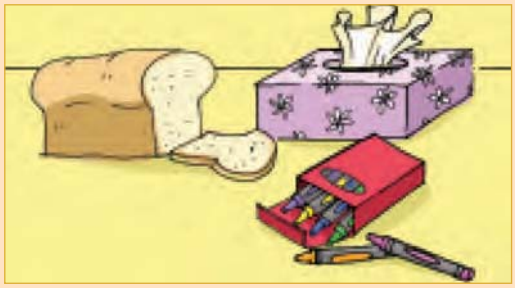

2 Paste or draw pictures of:

Heavy objects	Light objects



3 The yellow shows the object is light and blue shows the object is heavy. Write light or heavy.

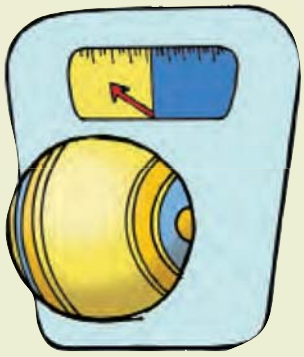

light

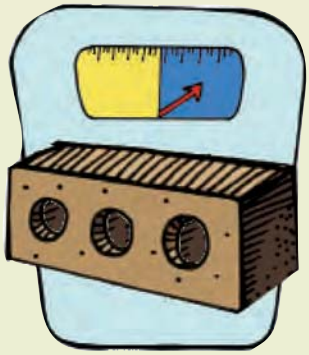









4 Draw or paste objects according to what the scale shows.









Teacher:
Sign:
Date:

Date:

Number patterns: Twos

Let us count in twos.





Draw or paste pictures of things that come in twos.

We started the pattern. Complete it.

1	2	3	4	5	6	7	8	9	10
11	12	13	14	15	16	17	18	19	20
21	22	23	24	25	26	27	28	29	30
31	32	33	34	35	36	37	38	39	40
41	42	43	44	45	46	47	48	49	50
51	52	53	54	55	56	57	58	59	60
61	62	63	64	65	66	67	68	69	70
71	72	73	74	75	76	77	78	79	80
81	82	83	84	85	86	87	88	89	90
91	92	93	94	95	96	97	98	99	100



Use the number lines to write a pattern.

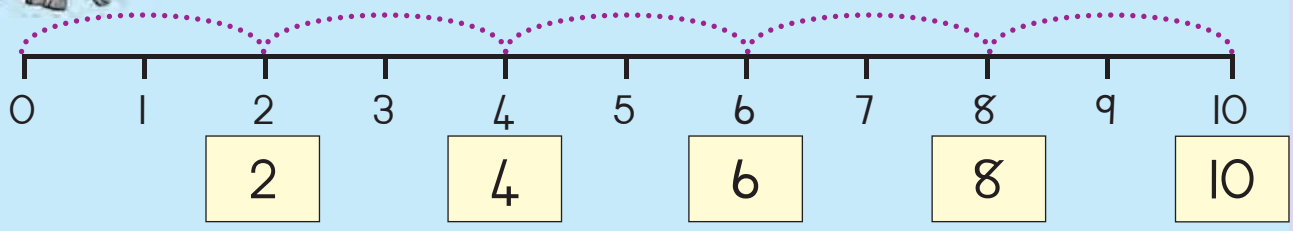

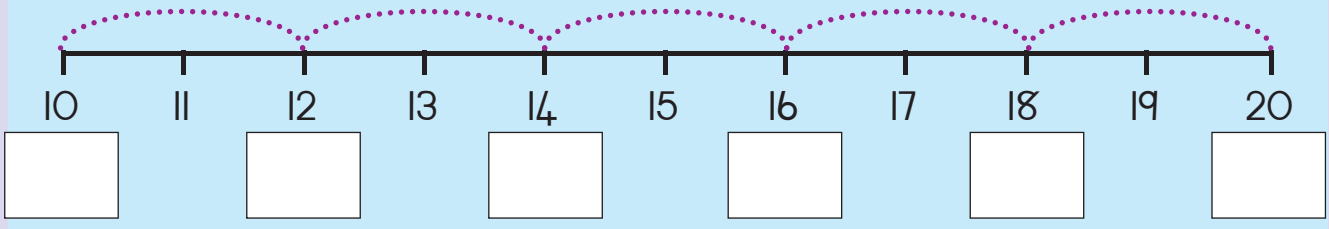

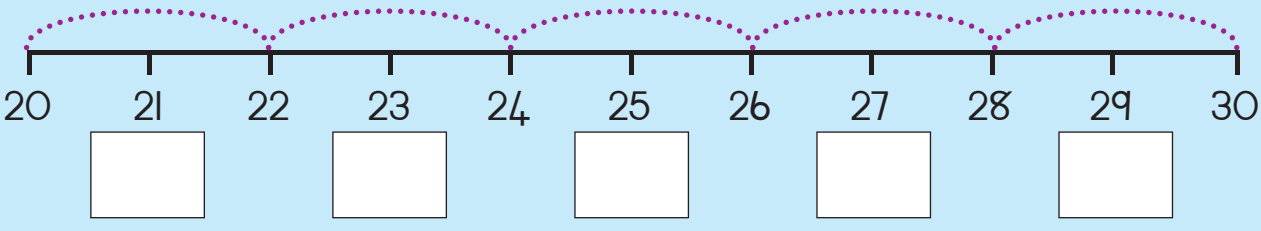

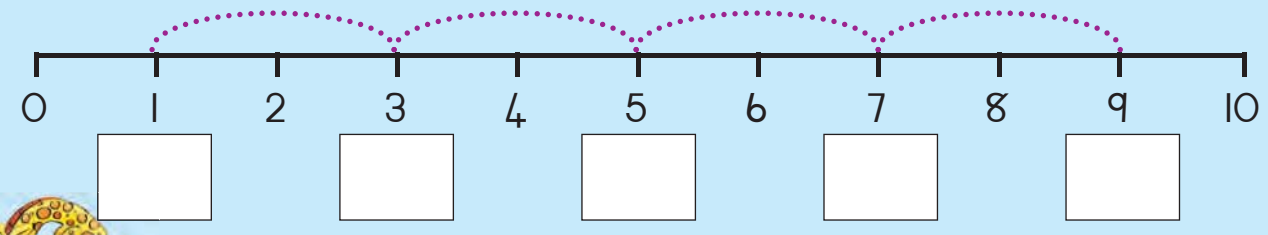

Complete the following.

2, 4, 6, __ , __ , __	13, 15, 17, __ , __ , __	26, 24, 22, __ , __ , __
62, 64, 66, __ , __ , __	55, 57, 59, __ , __ , __	9, 7, 5, __ , __ , __
44, 46, 48, __ , __ , __	10, 8, 6, __ , __ , __	29, 27, 25, __ , __ , __
1, 3, 5, __ , __ , __	98, 96, 94, __ , __ , __	95, 93, 91, __ , __ , __

2 4 6 8 10 12 14 16 18 20

Teacher:
Sign:
Date:

11 12 13 14 15 16 17 18 19 20

Date:

Double

Look at the first and second table. What happened?





Add the dots and write a sum for each.

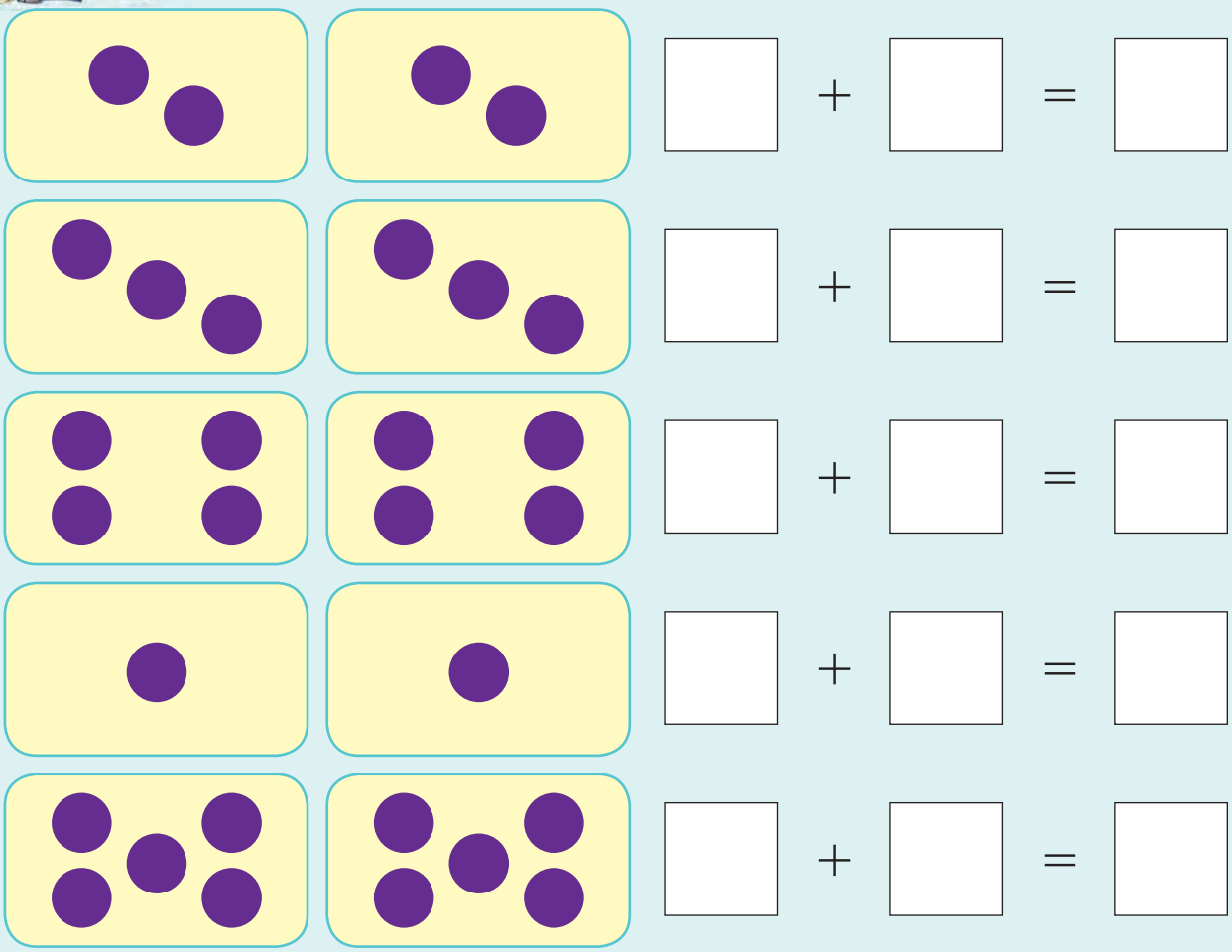



Use the number lines to write a sum.

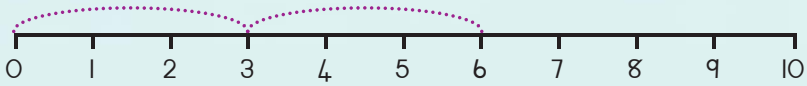

□ + □ = □

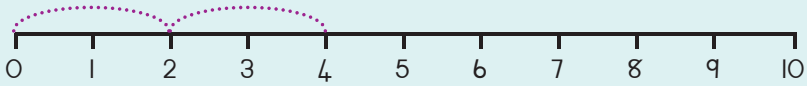

□ + □ = □

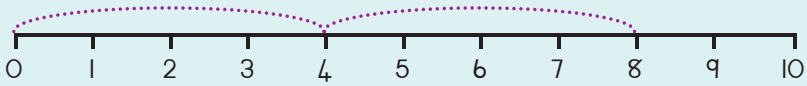

□ + □ = □

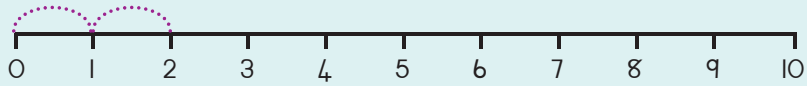

□ + □ = □

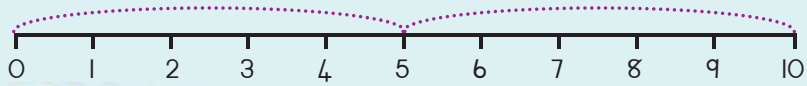

□ + □ = □

Double the following numbers.

Double 1	1	+	1	=	2	2	× 1	= 2
Double 2	□	+	□	=	□	2	× □	= □
Double 3	□	+	□	=	□	2	× □	= □
Double 4	□	+	□	=	□	2	× □	= □
Double 5	□	+	□	=	□	2	× □	= □

I have R5. My friend has double that. How much money does she have?

Date:

Double again

Look at the first and second table. What happened?



Add the dots and write a sum for each.

			+		=	
			+		=	
			+		=	
			+		=	
			+		=	



Use the number lines to write a sum.

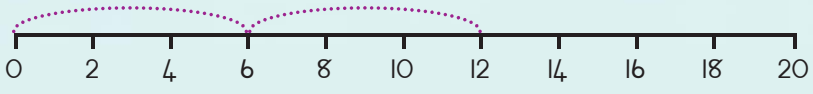

☐ + ☐ = ☐

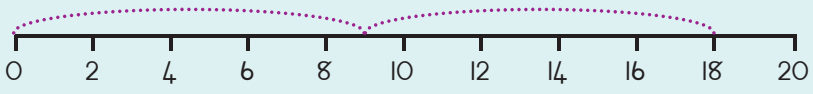

☐ + ☐ = ☐

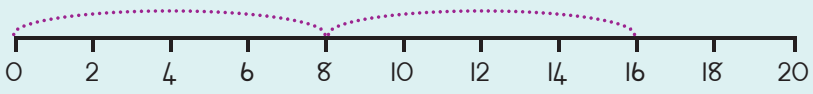

☐ + ☐ = ☐

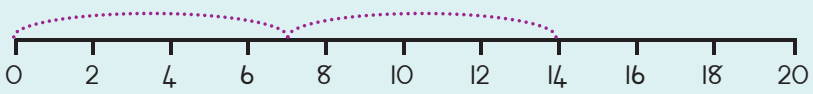

☐ + ☐ = ☐

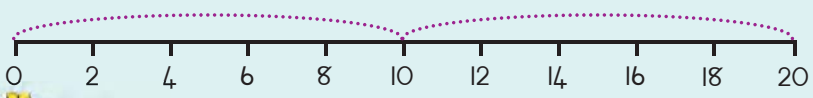

☐ + ☐ = ☐

Double the following numbers.

Double 6	☐ + ☐ = ☐	2 × 6 = 12
Double 7	☐ + ☐ = ☐	2 × ☐ = ☐
Double 8	☐ + ☐ = ☐	2 × ☐ = ☐
Double 9	☐ + ☐ = ☐	2 × ☐ = ☐
Double 10	☐ + ☐ = ☐	2 × ☐ = ☐

My friend has 9 marbles. I have double that. How many marbles do I have?

Teacher:

Sign:

Date:



Date:

Double up

Double 8

1 2 3 4 5 6 7 8 1 2 3 4 5 6 7 8



1 2 3 4 5 6 7 8 9 10 11 12 13 14 15 16

Double 9

1 2 3 4 5 6 7 8 9 1 2 3 4 5 6 7 8 9



1 2 3 4 5 6 7 8 9 10 11 12 13 14 15 16 17 18



Circle the beads to double the numbers. We started the first one for you.

Double 5



5 + 5 = ☐

Double 6



☐ + ☐ = ☐

Double 7



☐ + ☐ = ☐

Double 8



☐ + ☐ = ☐

Double 9



☐ + ☐ = ☐



Double the numbers. Colour the blocks to show your answer.

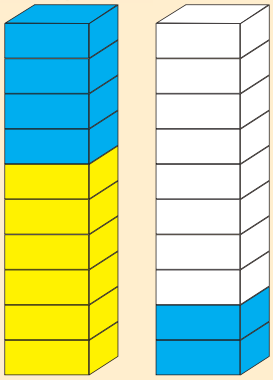

Double 6

6 + 6 = ☐

2 × 6 = ☐

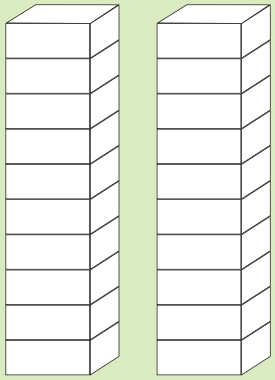

Double 8

☐ + ☐ = ☐

2 × ☐ = ☐

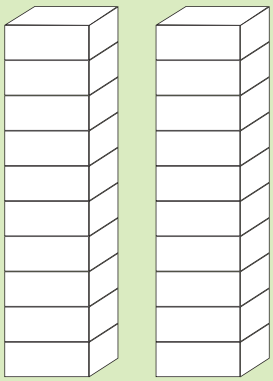

Double 7

☐ + ☐ = ☐

2 × ☐ = ☐

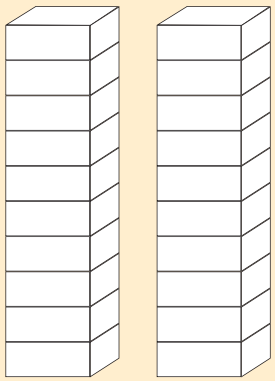

Double 9

☐ + ☐ = ☐

2 × ☐ = ☐

Double the following.

Double 7	☐ + ☐ = ☐	2 × ☐ = ☐
Double 9	☐ + ☐ = ☐	2 × ☐ = ☐
Double 6	☐ + ☐ = ☐	2 × ☐ = ☐
Double 8	☐ + ☐ = ☐	2 × ☐ = ☐
Double 10	☐ + ☐ = ☐	2 × ☐ = ☐

I scored 8 points. My friend scored double that. How many points does my friend have?

Teacher:

Sign:

Date:

11 12 13 14 15 16 17 18 19 20



Date:

More doubling

Double 12





Circle the beads to double the numbers. We started the first one for you.

Double 13

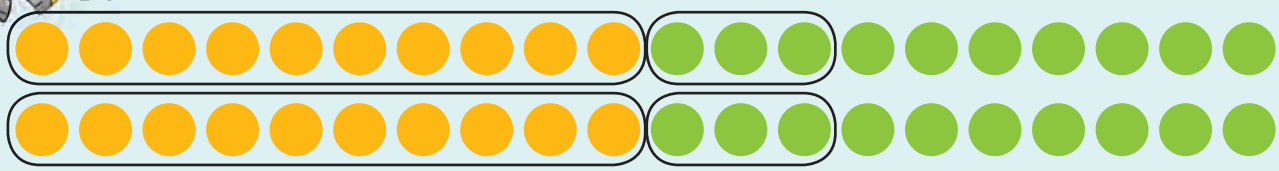

Double 15 ☐ + ☐ = ☐

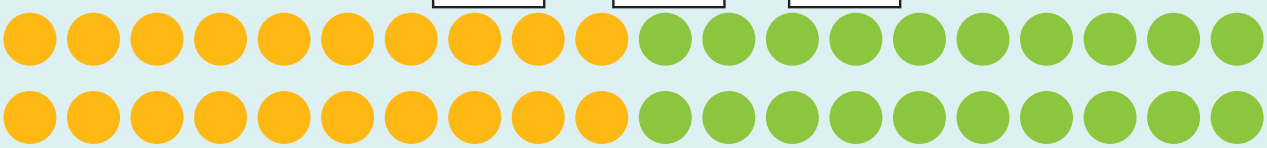

Double 14 ☐ + ☐ = ☐



Double 11 ☐ + ☐ = ☐



Double 16 ☐ + ☐ = ☐



☐ + ☐ = ☐





Double the numbers. Colour the blocks to show your answer.

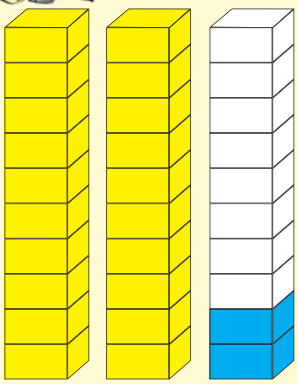

Double 11

11 + 11 = ☐

2 × 11 = ☐

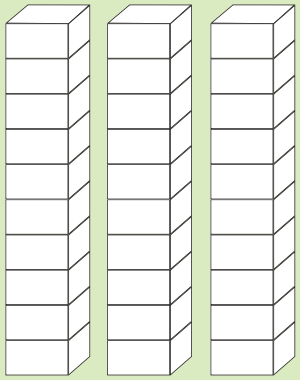

Double 13

☐ + ☐ = ☐

2 × ☐ = ☐

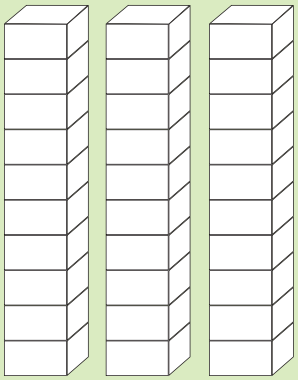

Double 14

☐ + ☐ = ☐

2 × ☐ = ☐

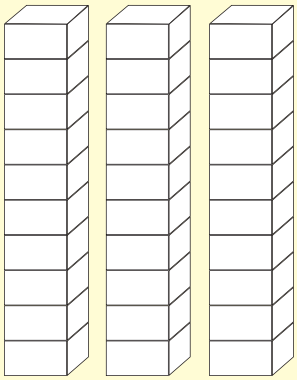

Double 15

☐ + ☐ = ☐

2 × ☐ = ☐

Double the following.

Double 11	☐ + ☐ = ☐	2 × ☐ = ☐
Double 13	☐ + ☐ = ☐	2 × ☐ = ☐
Double 16	☐ + ☐ = ☐	2 × ☐ = ☐
Double 17	☐ + ☐ = ☐	2 × ☐ = ☐
Double 18	☐ + ☐ = ☐	2 × ☐ = ☐

I ate 14 biscuits in a biscuit competition. The winner ate double the amount. How much did the winner eat?

Teacher:

Sign:

Date:



11 12 13 14 15 16 17 18 19 20

Date:

Containers and capacity

Talk about the containers on the desks.

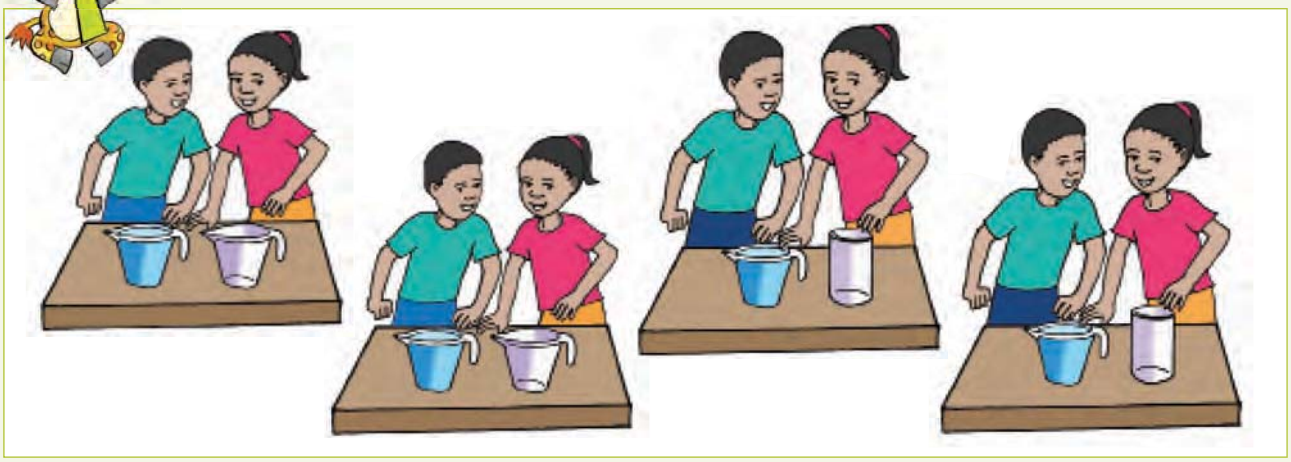

Say if the container is full or empty.





Colour any liquid in these containers.

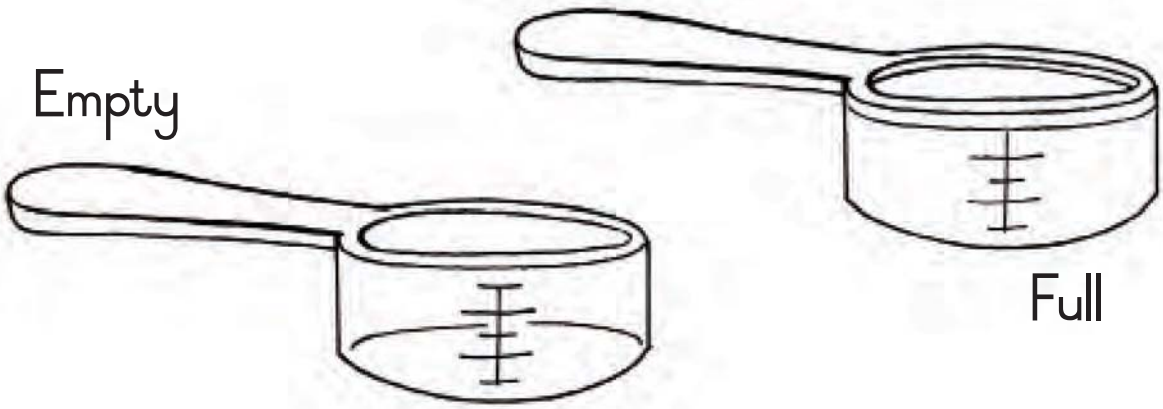

Draw your own containers and colour their contents.

Empty	Full
Empty	Full

Teacher:
Sign:
Date:

Date:

Multiplication: x 3

How many sweets are on each table?



Complete the following:

2 groups of 3	3 + 3 =	3 × 2 = ☐
3 groups of 3	3 + 3 + 3 =	3 × 3 = ☐
4 groups of 3	3 + 3 + 3 + 3 =	3 × 4 = ☐
6 groups of 3	3 + 3 + 3 + 3 + 3 + 3 =	3 × 6 = ☐
7 groups of 3	3 + 3 + 3 + 3 + 3 + 3 + 3 =	3 × 7 = ☐

Make a drawing of the following.

3 groups of 3	4 groups of 3	5 groups of 3



Make a drawing of the following.

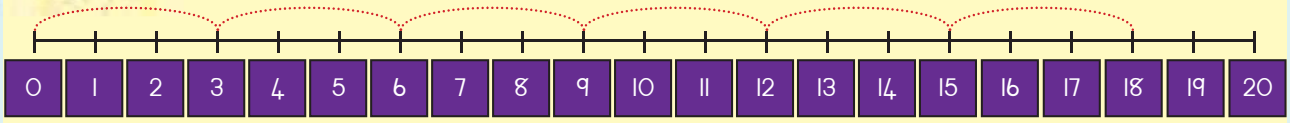

3, 6, 9, 12, ___ , ___

3 + 3 + 3 + 3 + 3 + 3 = ☐

6 × 3 = ☐

Drawing

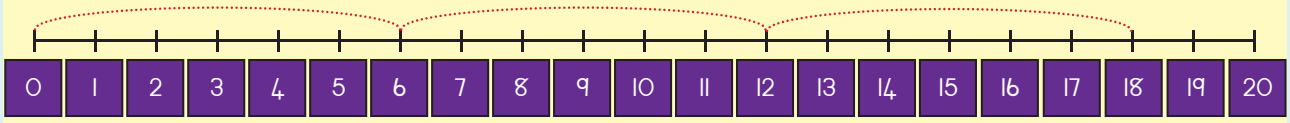

6, ___ , ___

6 + ☐ + ☐ = ☐

3 × ☐ = ☐

Drawing

The cooking pot has three legs.
How many legs do 7 cooking pots have?

☐





3 6 9 12 15 18

21 24 27 30 33

Teacher:
Sign:
Date:

11 12 13 14 15 16 17 18 19 20

Date:

Number patterns: Threes

Let us count in threes.





Draw or paste pictures of things that come in threes.

We started the pattern. Complete it.

1	2	3	4	5	6	7	8	9	10
11	12	13	14	15	16	17	18	19	20
21	22	23	24	25	26	27	28	29	30
31	32	33	34	35	36	37	38	39	40
41	42	43	44	45	46	47	48	49	50
51	52	53	54	55	56	57	58	59	60
61	62	63	64	65	66	67	68	69	70
71	72	73	74	75	76	77	78	79	80
81	82	83	84	85	86	87	88	89	90
91	92	93	94	95	96	97	98	99	100



Use the number lines to write a pattern.

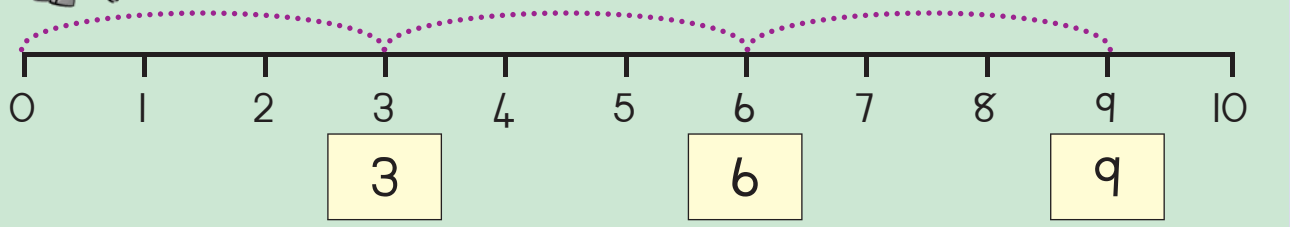

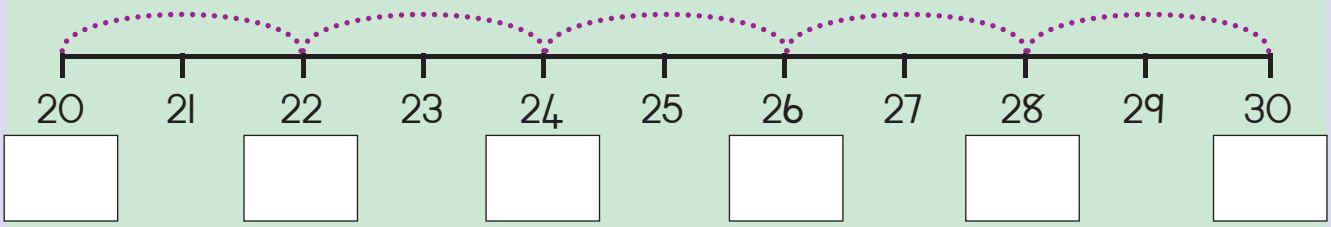

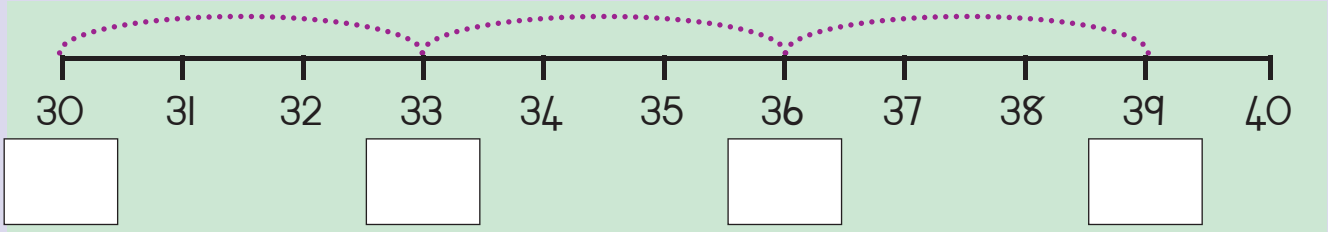

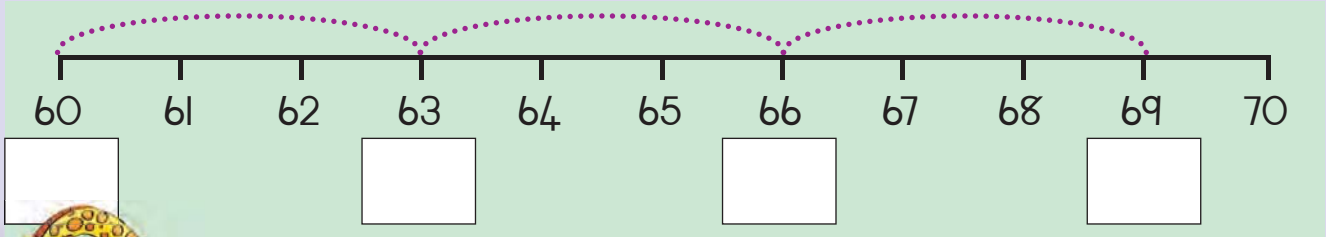



Complete the following.

3, 6, 9, __ , __ , __	1, 4, 7, __ , __ , __	99, 96, 93, __ , __ , __
36, 39, 42, __ , __ , __	22, 25, 28, __ , __ , __	66, 63, 60, __ , __ , __
12, 15, 18, __ , __ , __	15, 12, 9, __ , __ , __	40, 37, 34, __ , __ , __



There are 10 tricycles at the preschool. How many tricycle wheels will there be?

Teacher:
Sign:
Date:



Date:

Multiplication: x 4

1 How many sweets are on each table?



2 Complete the following.

3 groups of 4	4 + 4 + 4 =	3 × 4 = ☐
2 groups of 4	4 + 4 =	2 × 4 = ☐
4 groups of 4	4 + 4 + 4 + 4 =	4 × 4 = ☐
6 groups of 4	4 + 4 + 4 + 4 + 4 + 4 =	6 × 4 = ☐
7 groups of 4	4 + 4 + 4 + 4 + 4 + 4 + 4 =	7 × 4 = ☐

3 Make a drawing of the following.

3 groups of 4	4 groups of 4	4 groups of 3



Make a drawing of the following.

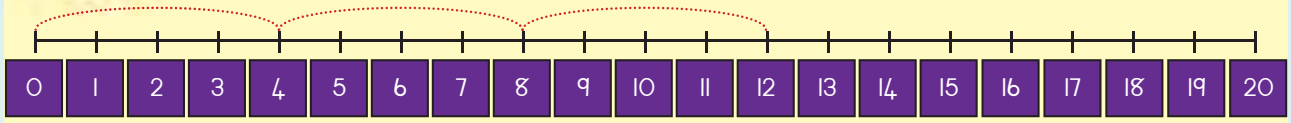

4, 8, ___

4 + 4 + 4 = ☐

4 × 3 = ☐

Drawing



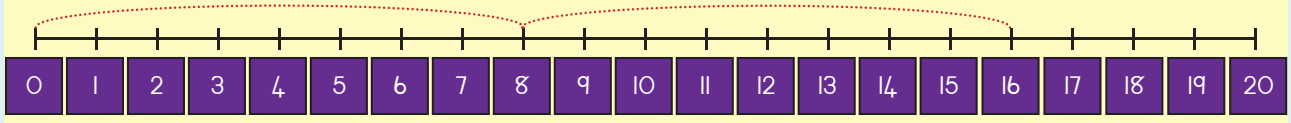

8, ___

8 + ☐ = ☐

8 × ☐ = ☐

Drawing



The horse has 4 legs. How many legs do 3 horses have? ☐



4 8 12 16 20 24

28 32 36 40

Teacher:

Sign:

Date:



11 12 13 14 15 16 17 18 19 20

Date:

Number patterns: Fours

Let us count in fours.





Draw or paste pictures of things that come in fours.

We started the pattern. Complete it.

1	2	3	4	5	6	7	8	9	10
11	12	13	14	15	16	17	18	19	20
21	22	23	24	25	26	27	28	29	30
31	32	33	34	35	36	37	38	39	40
41	42	43	44	45	46	47	48	49	50
51	52	53	54	55	56	57	58	59	60
61	62	63	64	65	66	67	68	69	70
71	72	73	74	75	76	77	78	79	80
81	82	83	84	85	86	87	88	89	90
91	92	93	94	95	96	97	98	99	100



Use the number lines to write a pattern.

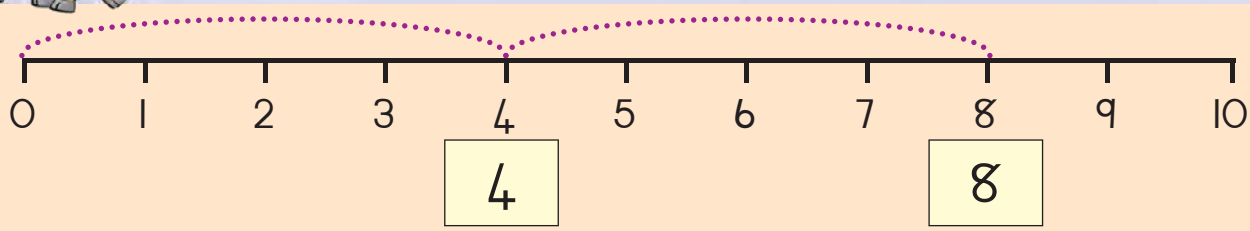

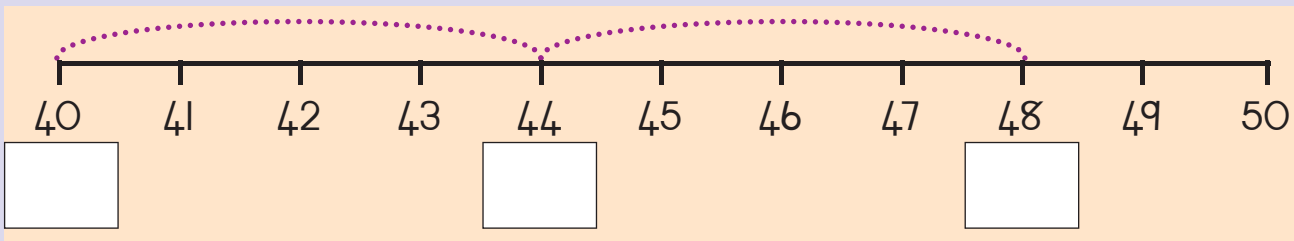

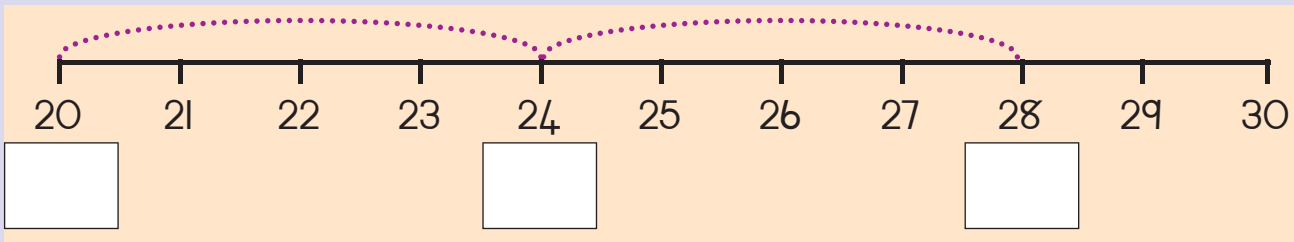

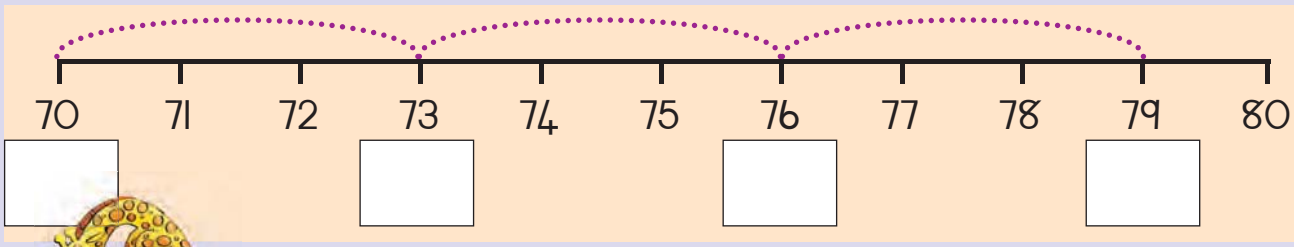

Complete the following.

4, 8, 12, __ , __ , __	1, 5, 9, __ , __ , __	48, 44, 40, __ , __ , __
28, 32, 36, __ , __ , __	42, 46, 50, __ , __ , __	60, 56, 52, __ , __ , __
12, 16, 20, __ , __ , __	20, 16, 12, __ , __ , __	70, 66, 62, __ , __ , __

There are four biscuits in a packet. I sold 9 packets. How many biscuits did I sell?

Teacher:
Sign:
Date:

Date:

Multiplication stories

Make your own story using such words as eyes, legs, hands, feet, animals, people. Add a number to each.



A cat has 2 eyes. How many eyes do 4 cats have?



Colour the cats' eyes.

Show it with counters.

Show it on a number line.

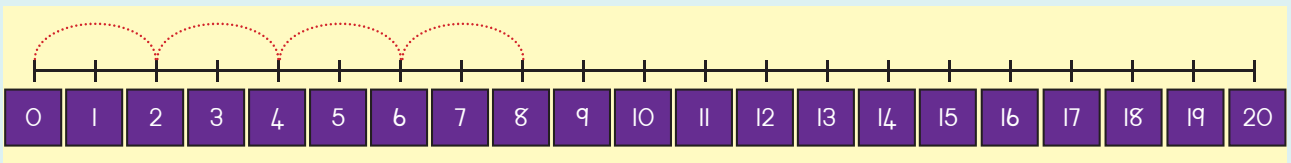

□ + □ + □ + □ = □

□ × □ = □



A tricycle has 3 wheels. How many wheels do 5 tricycles have?



Colour the tricycle wheels.

Show it with counters.

Show it on a number line.

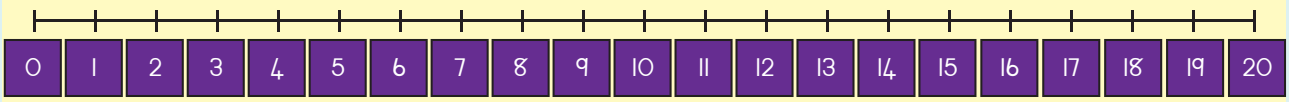



+ = × =

A dog has 4 legs. How many legs do 4 dogs have?



Colour the dogs' legs.

Show it with counters.

Show it on a number line.

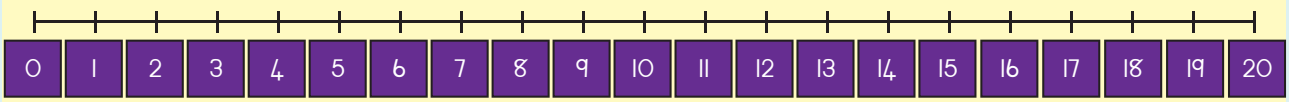

+ = × =

Teacher:
Sign:
Date:



11 12 13 14 15 16 17 18 19 20

Date:

Hours

Talk about the clock.



The short hand shows us the hours.
Here it shows 7 hours.

The hand on the clock goes round and round,
round and round, round and round.
The hand on the clock goes round and round,
To tell us the time.

2

What is the short hand showing us?



hour



hours



hours



hours



hours



hours



hours



hours



hours



hours



hours



hours

Draw the short hand.

4 hours



1 hours



11 hours



7 hours



9 hours



10 hours



2 hours



5 hours



3 hours



6 hours



8 hours



12 hours



What can take an hour? Colour in the correct answer.



Doing homework



Sleeping



Brushing teeth

Teacher:

Sign:

Date:

11 12 13 14 15 16 17 18 19 20

Date:

Number patterns: Fives

Let us count in fives.





Draw or paste pictures of things that come in fives.

We started the pattern. Complete it.

1	2	3	4	5	6	7	8	9	10
11	12	13	14	15	16	17	18	19	20
21	22	23	24	25	26	27	28	29	30
31	32	33	34	35	36	37	38	39	40
41	42	43	44	45	46	47	48	49	50
51	52	53	54	55	56	57	58	59	60
61	62	63	64	65	66	67	68	69	70
71	72	73	74	75	76	77	78	79	80
81	82	83	84	85	86	87	88	89	90
91	92	93	94	95	96	97	98	99	100



Use the number lines to write a pattern.

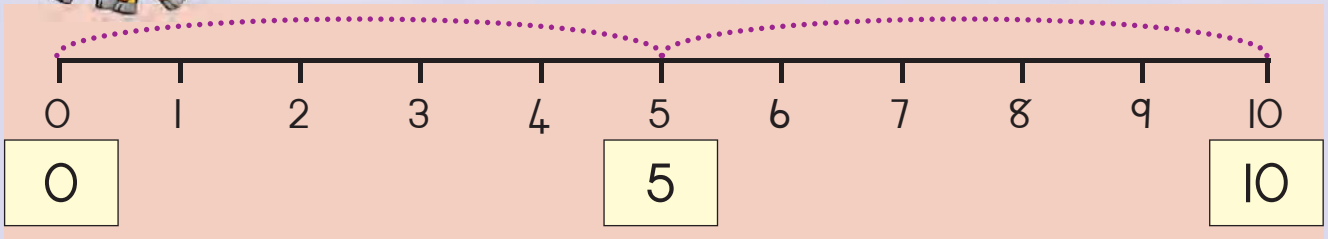

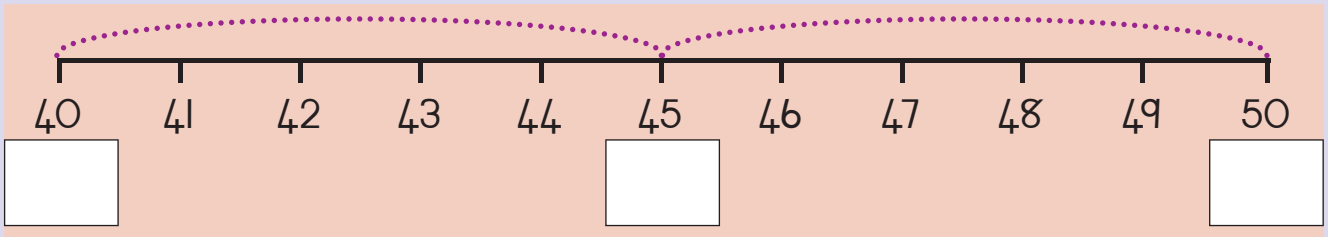

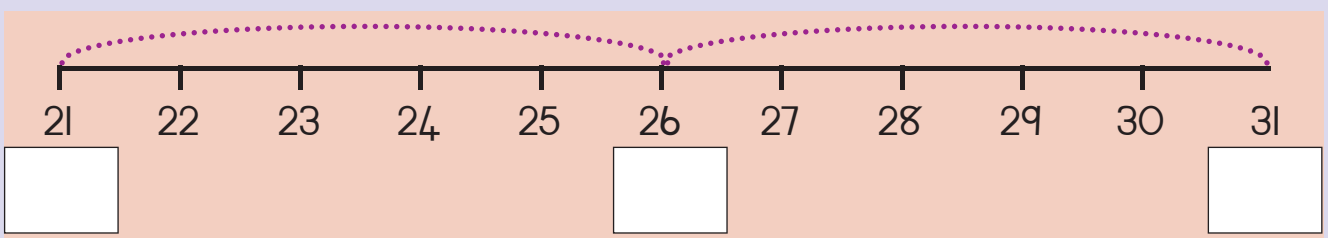

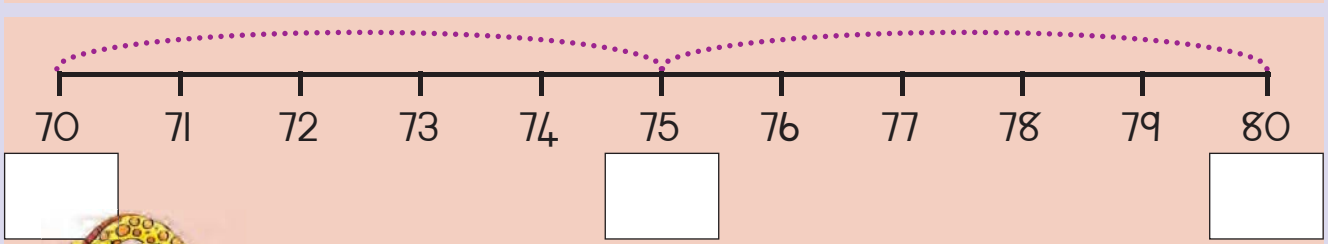

Complete the following.

5, 10, 15, __ , __ , __	1, 6, 11, __ , __ , __	50, 45, 40, __ , __ , __
20, 25, 30, __ , __ , __	23, 28, 33, __ , __ , __	60, 55, 50, __ , __ , __
30, 35, 40, __ , __ , __	25, 20, 15, __ , __ , __	54, 49, 44, __ , __ , __

5 10 15 20 25 30 35 40 45 50

Teacher:
Sign:
Date:

11 12 13 14 15 16 17 18 19 20

Date:

Minutes

What are short black lines on the clock's face?





Think of all the things you can do in one minute.

Fill in the minutes.



Write down the numbers in the red squares here.



Make a drawing of things you can do in ...

1 minute	5 minutes
30 minutes	60 minutes



Teacher:

Sign:

Date:



Date:

More minutes

Talk about the clock.



The long hand shows us minutes.
Here it shows 10 minutes.

The hand on the clock goes round and round,
round and round, round and round.
The hand on the clock goes round and round,
To tell us the time.

What is the long hand showing us?



minutes



minutes



minutes



minutes



minutes



minutes

Draw the long hand.

55 minutes

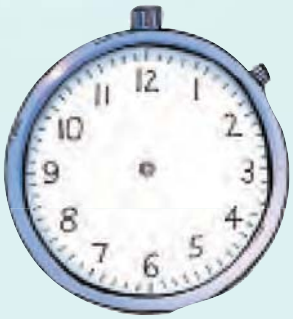

35 minutes



60 minutes



10 minutes



45 minutes



12 minutes



What can take one minute? Colour in the correct answer.



Skipping



Playing



Eating

Teacher:

Sign:

Date:

11 12 13 14 15 16 17 18 19 20

Date:

Grouping and sharing

1 How many blocks are in each circle? Share them between the children.



2 How many blocks are in each circle? Write the total in the blue circle.

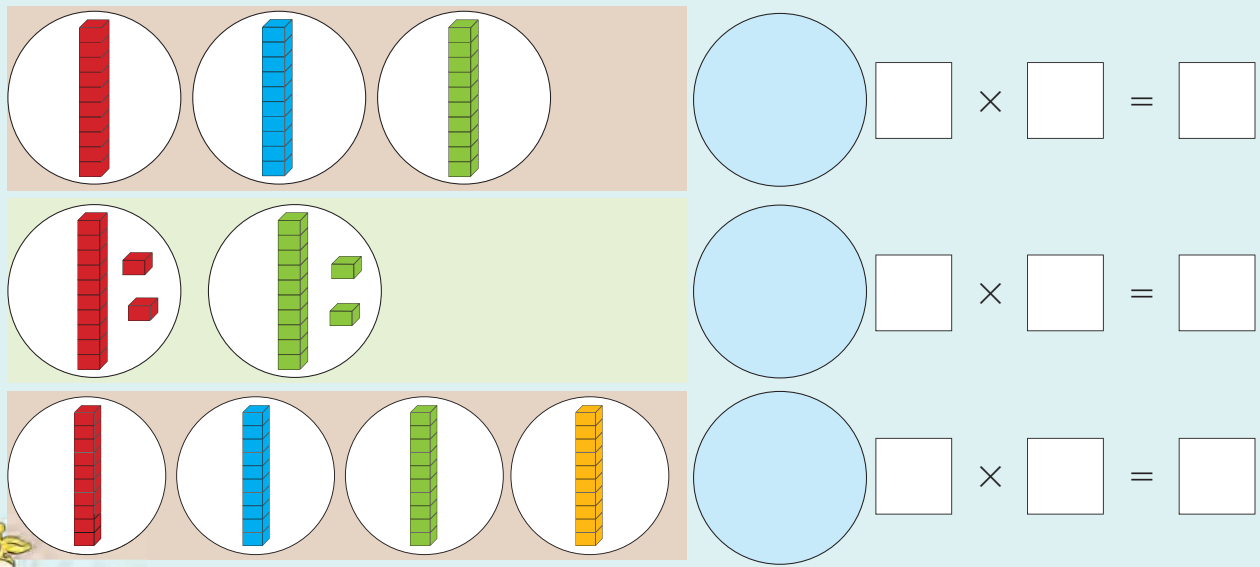

3 Share the blocks between the circles.

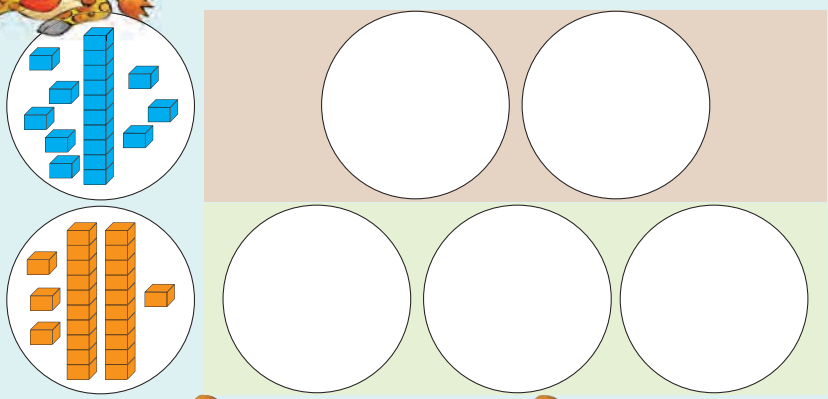



Draw the following. Write a sum for each.

3 groups of 2

+ Plus sum:

× Times sum:

2 groups of 14

+ Plus sum:

× Times sum:

Share 12 counters between 4.

− Minus sum:

÷ Division sum:

Share 30 counters between 3.

− Minus sum:

÷ Division sum:

Calculate.

2 groups of 7 _____ 3 groups of 8 _____

4 groups of 5 _____ 2 groups of 15 _____

Share 18 by 2 _____ Share 24 by 3 _____

Share 35 by 5 _____ Share 50 by 10 _____

There were 6 groups of 5 at my party. How many children were at my party?

Teacher:

Sign:

Date:

11 12 13 14 15 16 17 18 19 20

Date:

Grouping and sharing

1 How many counters are in each circle? Share it between the children.



2 How many counters are in each circle? Write the total in the blue circle.

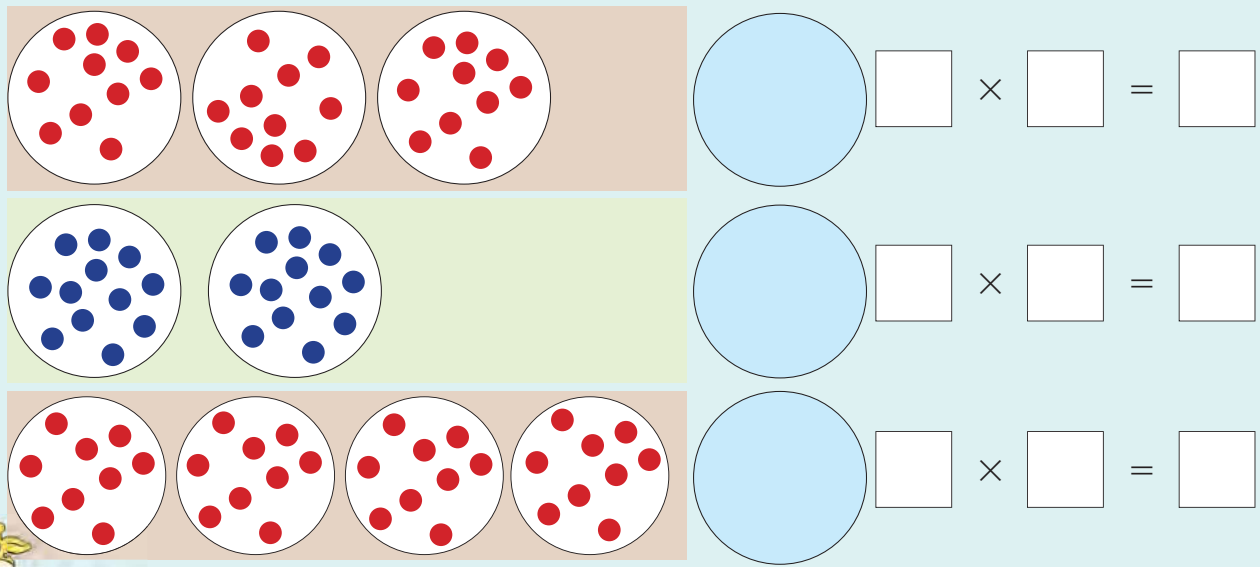

3 Divide the counters between the circles.

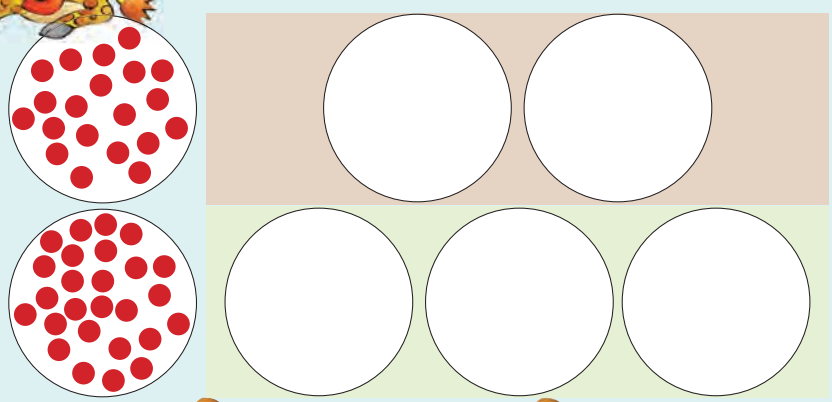



Draw the following. Write a sum for each.

3 groups of 12

+ Plus sum:

× Times sum:

5 groups of 10

+ Plus sum:

× Times sum:

Share 24 counters between 4.

− Minus sum:

÷ Division sum:

Share 25 counters between 5.

− Minus sum:

÷ Division sum:



Calculate.

2 groups of 11 _____ 3 groups of 10 _____

4 groups of 4 _____ 2 groups of 25 _____

Share 20 by 2 _____ Share 27 by 3 _____

Share 50 by 5 _____ Share 28 by 2 _____



double share

Teacher:

Sign:

Date:



11 12 13 14 15 16 17 18 19 20

Date:

Grouping and sharing

How many counters are in each circle? Share them between two children.



How many counters are in each circle?

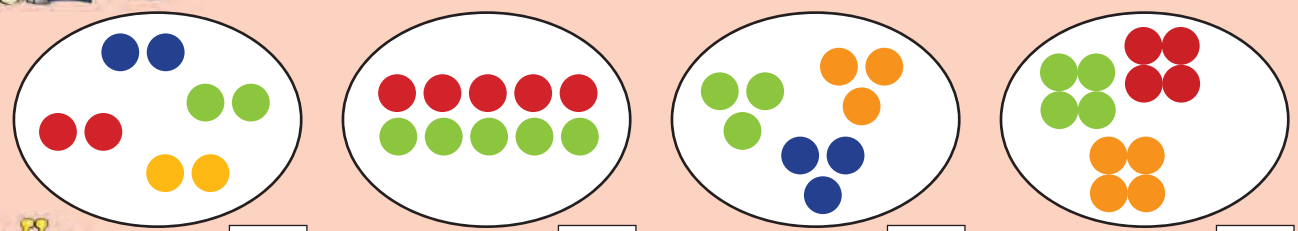

Cut the shapes from Cut-out 4 and paste it in the correct block.
Count the shapes.











Share the shapes between the children. Use the shapes from Cut-out 4.

triangles

squares








Share the fruit between the children. Draw them.




oranges

apples








John and Belinda shared 12 sweets equally. How many sweets did each get?

Teacher:

Sign:

Date:

Grouping and sharing

How many beads do you count in each circle? Share them between the children.



How many beads are in each circle?

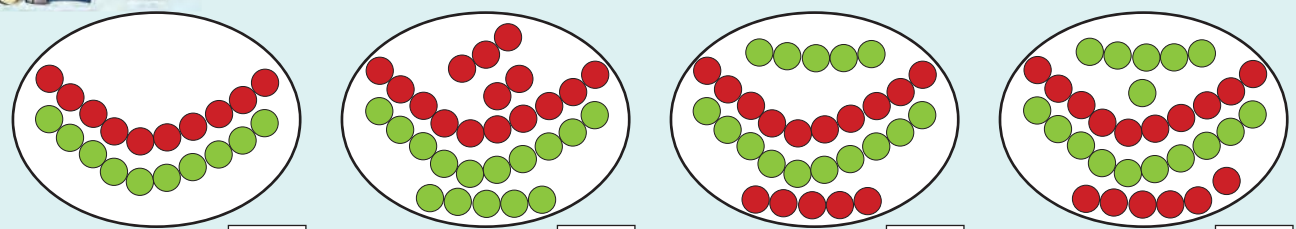

Cut the beads from Cut-out 4 and paste them here. Count the beads.

Red beads	Blue beads
Yellow beads	Green beads

Draw an equal number of beads for each child.






Share the beads between the children. Draw them.

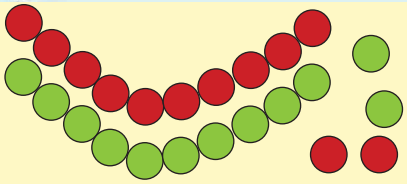
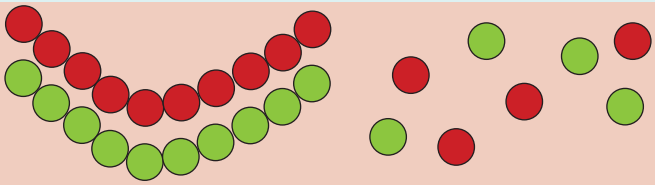







Busi and Zaheda shared 32 coloured pencils equally.
How many pencils did they each get?

Teacher:
Sign:
Date:

11 12 13 14 15 16 17 18 19 20

Date:

Halves: 1–20

What happened to the apples?

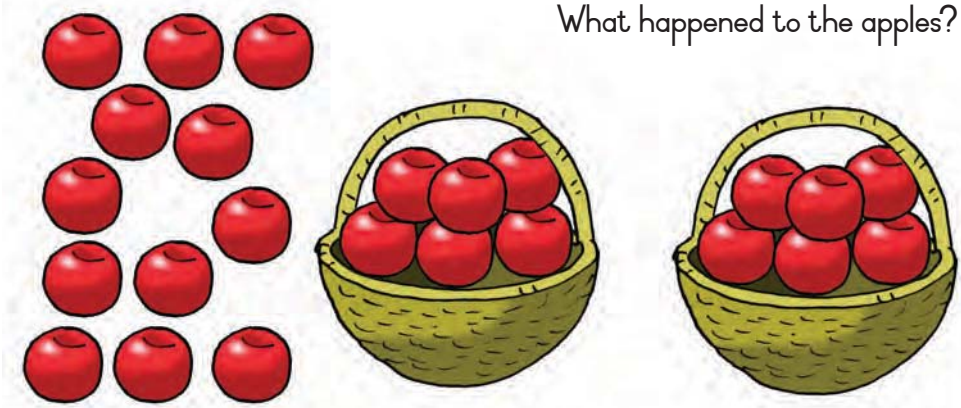



Share the fruit on the left in the baskets on the right. Draw it.





2 Draw a line to show half.

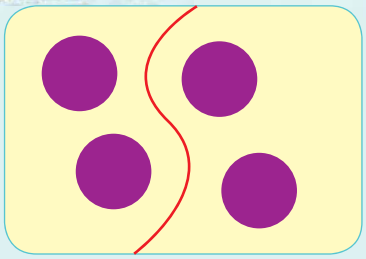

Half of 4 is 2



Half of 6 is



Half of 8 is



Half of 2 is

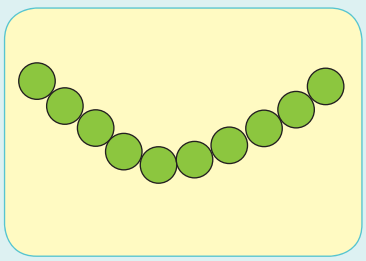

Half of 10 is

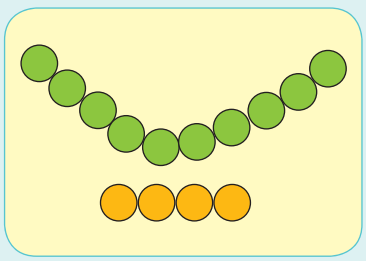

Half of 14 is

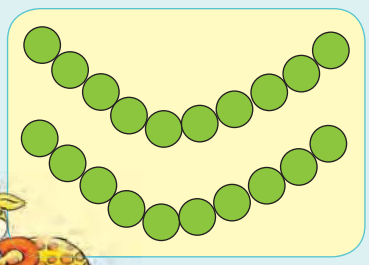

Half of 20 is

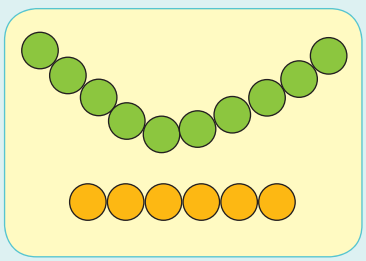

Half of 16 is

3 What is half of each plate of food?



Teacher:

Sign:

Date:



Date:

Sharing 20–50

Tell your friend how the beads are shared between the two bowls.







Share the beads equally between the two baskets. Draw them as you place them into the basket.

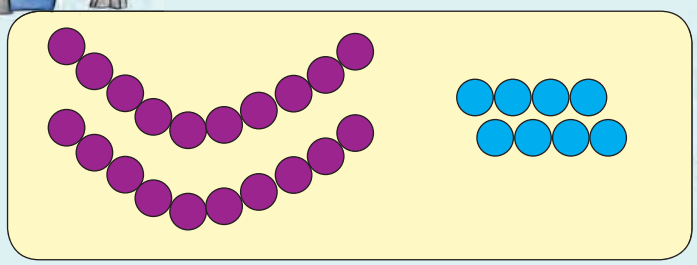

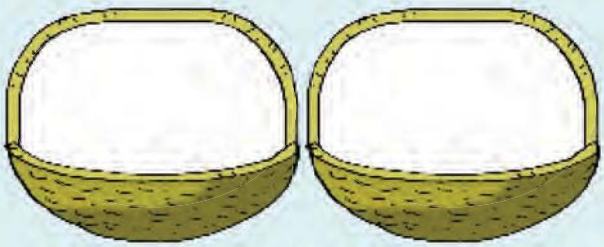

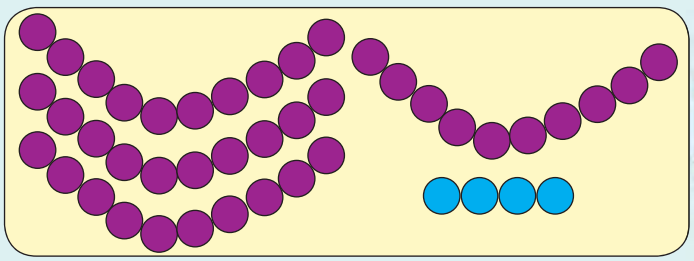

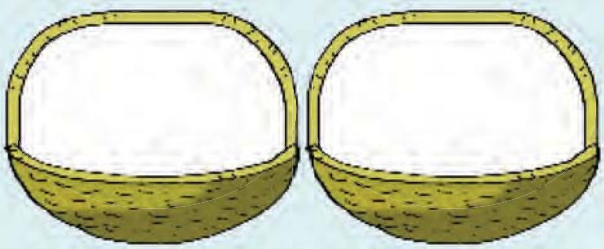

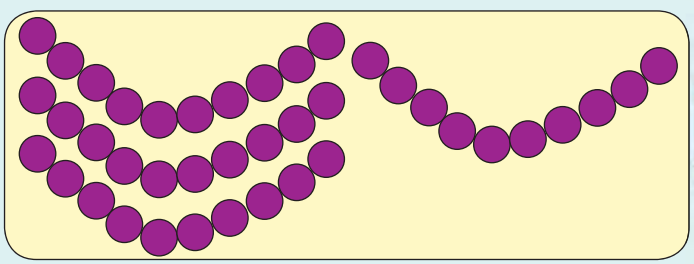

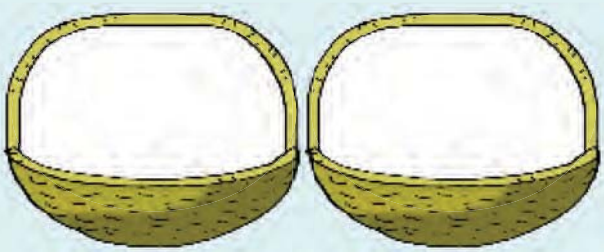

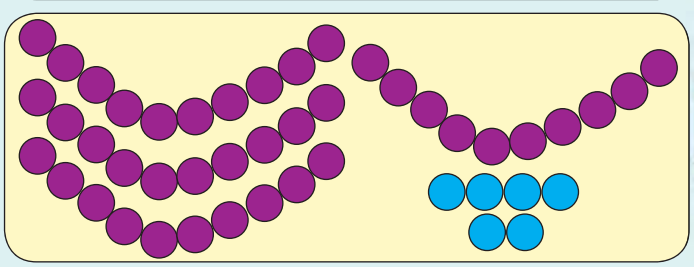

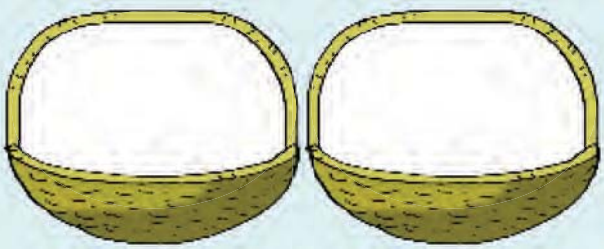

Colour one half a different colour.

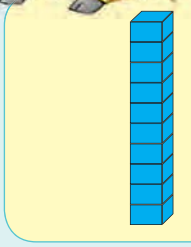

Half of 20 is 10

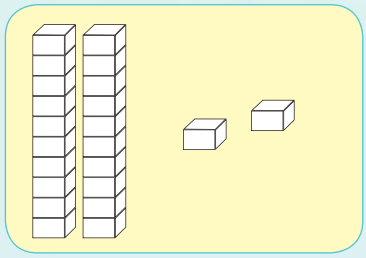

Half of 22 is

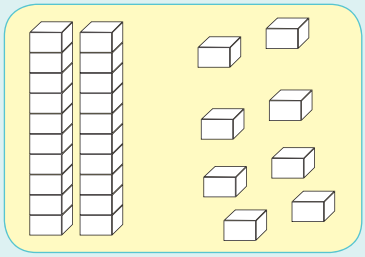

Half of 28 is

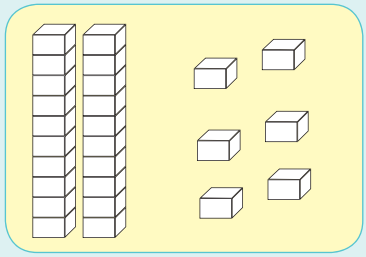

Half of 26 is

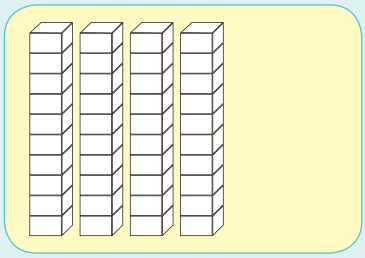

Half of 40 is

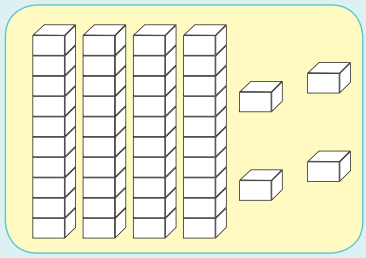

Half of 44 is

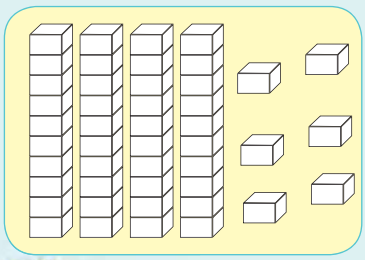

Half of 46 is

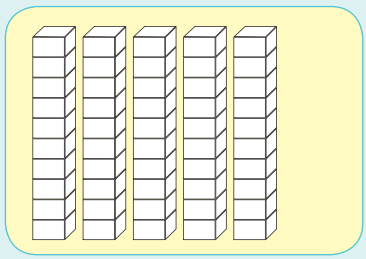

Half of 50 is



Colour half of each diagram.

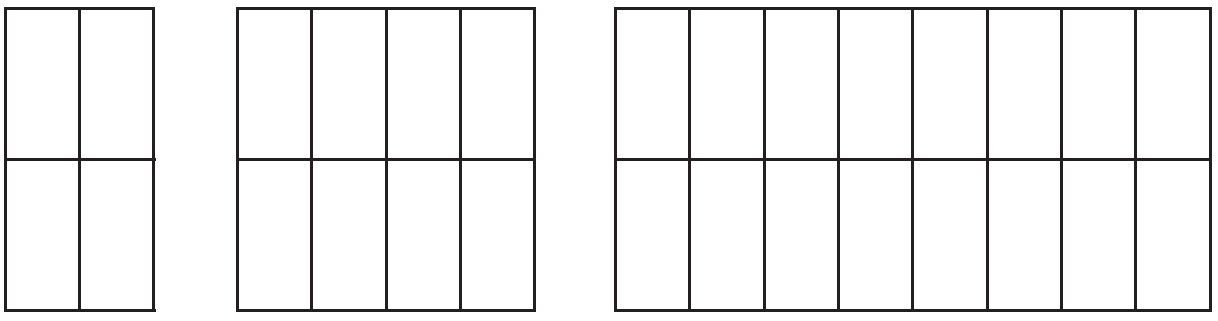

Teacher:

Sign:

Date:



11 12 13 14 15 16 17 18 19 20

Date:

Data



Sort the fruit. Make your own drawing to show it. Write the total in the box.



Through sorting I put the same fruit together.

Cut-out 1

Worksheets 10 and 40

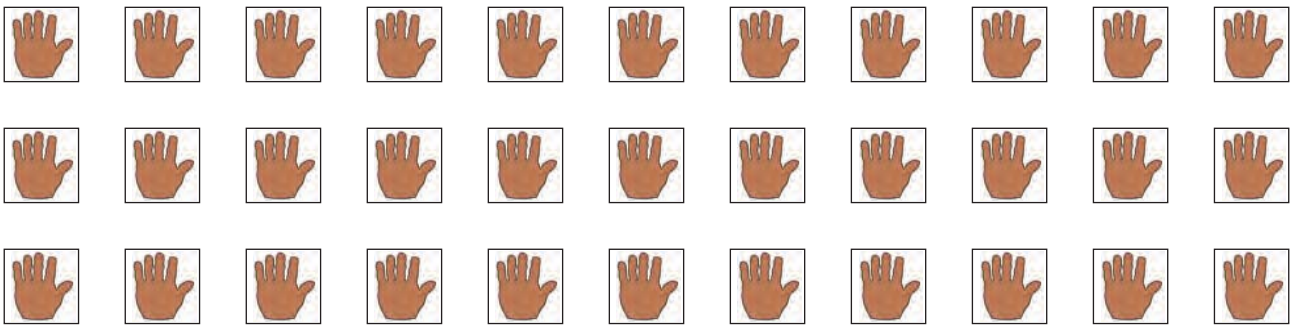

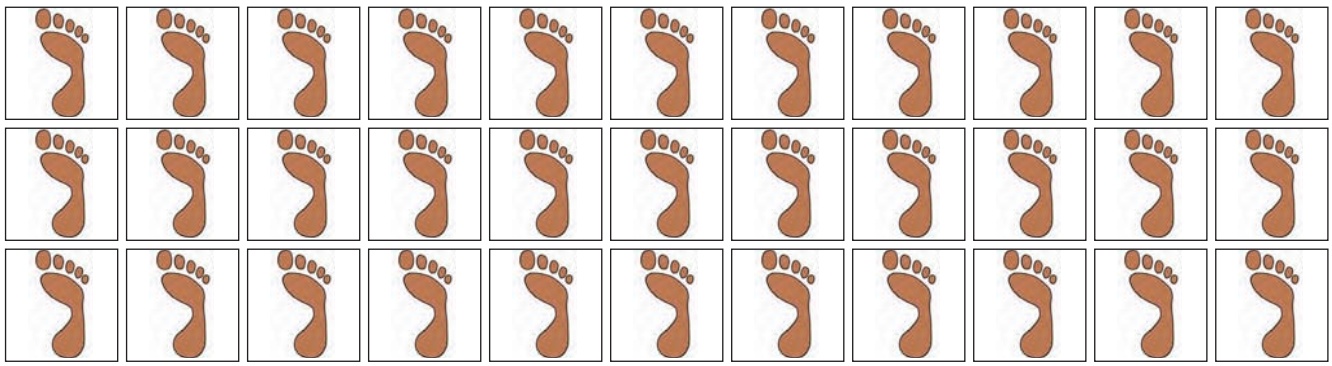

Worksheet 13

early morning	late afternoon	afternoon
night	late night	morning and early afternoon

Cut-out 2

Worksheet 22

Historical and Special events

Human Rights Day	Day of Reconciliation	Workers' Day
Youth Day	Heritage Day	National Woman's Day
	Freedom Day	

Symbols of the religions



Bahai	Judaic	Buddhist	Islamic	Christian	Traditional African	Hindu

Cut-out 3

Worksheets 25 and 26





R50	R50	R50	R50	R50
R10	R10	R10	R10	R10
R20	R20	R20	R20	R20
R100	R100	R100	R100	R100
R50	R50	R50	R50	R50
R10	R10	R10	R10	R10
R20	R20	R20	R20	R20
R100	R100	R100	R100	R100

Cut-out 4

Worksheet 27



Worksheet 60





Worksheet 61

