

Mrs Angie Motshekga,
Minister of Basic Education



Mr Enver Surty,
Deputy Minister of
Basic Education

*This workbook for English First Additional Language (FAL) is the newest addition to the Department of Basic Education's Rainbow Workbook Series. The English First Additional Language books are an important enhancement of the series and support the Department's approach to additive bilingualism.*

*Many children start using their additional language, English, as the Language of Learning and Teaching (LoLT) in Grade 4. The switch from learning in their home language to learning in a second language means that children have to reach a high level of competence in English by the end of Grade 3 so that they are able to read and write well in English in Grade 4. The Rainbow Workbooks, in the eleven official languages from Grade 1 to Grade 6, help develop a strong literacy foundation upon which children can build in acquiring an additional language. The new FAL workbooks start by constructing a sturdy oral foundation in Grade 1 to enable learners to read and write in English in Grades 2 and 3, and thereafter.*

*However, the school curriculum makes particular language demands, requiring learners to use a special style of language for learning purposes – for reading school texts, writing academic texts, listening to teachers and taking notes, doing group work, using charts and graphs, writing exams, and so on. We have attempted therefore to develop the learners' understanding and use of academic language (their Cognitive Academic Language Proficiency) so they are able to use the specialised language they will need when they use English to learn their other subjects.*

*We have built in many methods and techniques to help learners acquire the skills they need in the foundation and intermediate phases. We hope that teachers will use these as a springboard for innovation in their teaching of English. We hope also that the children will have as much joy in working through these workbooks as we had in preparing them.*

*We wish you well as you proceed to develop the language skills of your learners so that they learn English well enough to use it to learn their other subjects.*

Rainbow WORKBOOKS

**FIRST ADDITIONAL LANGUAGE - ENGLISH GRADE 1 – TERM 1 - 2**

**ISBN 978-1-4315-0194-6**

**THIS BOOK MAY NOT BE SOLD.**

*Workbooks available in this series:*

*Literacy / Home Language Grades 1-6 (In all official languages)*

- *Mathematics Grades 1-3 (In all official languages)*
- *Mathematics Grades 4-9 (In English and Afrikaans)*
- *Lifeskills Grades 1-3 (In all official languages)*
- *First Additional Language Grades 1-3 (In English, Afrikaans, Sepedi and isiZulu)*
- *First Additional Language Grades 4-6 (In English and Afrikaans)*




STICKER BOOK

Paste the stickers in the correct spaces.

# Grade 1

# ENGLISH

## First Additional Language

Book 1
Term 1-2



Name:

Class:

basic education
Department:
Basic Education
REPUBLIC OF SOUTH AFRICA

ENGLISH

# ENGLISH

## First Additional Language

Published by the Department of Basic Education
222 Struben Street
Pretoria
South Africa

© Department of Basic Education
Second edition published in 2012

ISBN 978-1-4315-0194-6

The Department of Basic Education has made every effort to trace copyright holders but if any have been inadvertently overlooked the Department will be pleased to make the necessary arrangements at the first opportunity.




# ENGLISH

## First Additional Language

Term 1 & 2

This book belongs to:

# 1 Hello, what's your name?





Let's talk

Look at the picture and talk about what the children are doing.



swing

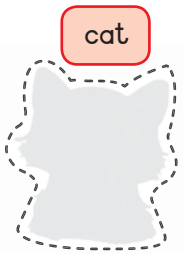

cat



## Let's do

Paste the stickers in the correct spaces. Say the name of each picture.

Can you find Tom the cat on each page?

tree

sun

bird

dog

boy

girl

kite

ball

slide

flower

Practise in pairs

My name is Sam.

boy

girl

Hello, what's your name?

My name is

Good bye.

See you tomorrow.

# 2 My name is ...



Walk and talk

Ask 5 friends.





Hello, what's your name?

My name is Jabu.



Let's do

Circle the boys in blue. Circle the girls in red.
Then say:
He is a boy. She is a girl.

boy

girl



## Let's write

Say what each of these pictures is.
Circle the picture that does not fit in each row?



| |
|---|
| animals |
| fruit |
| children |

## Let's write

Say what these pictures are and then complete the pattern.

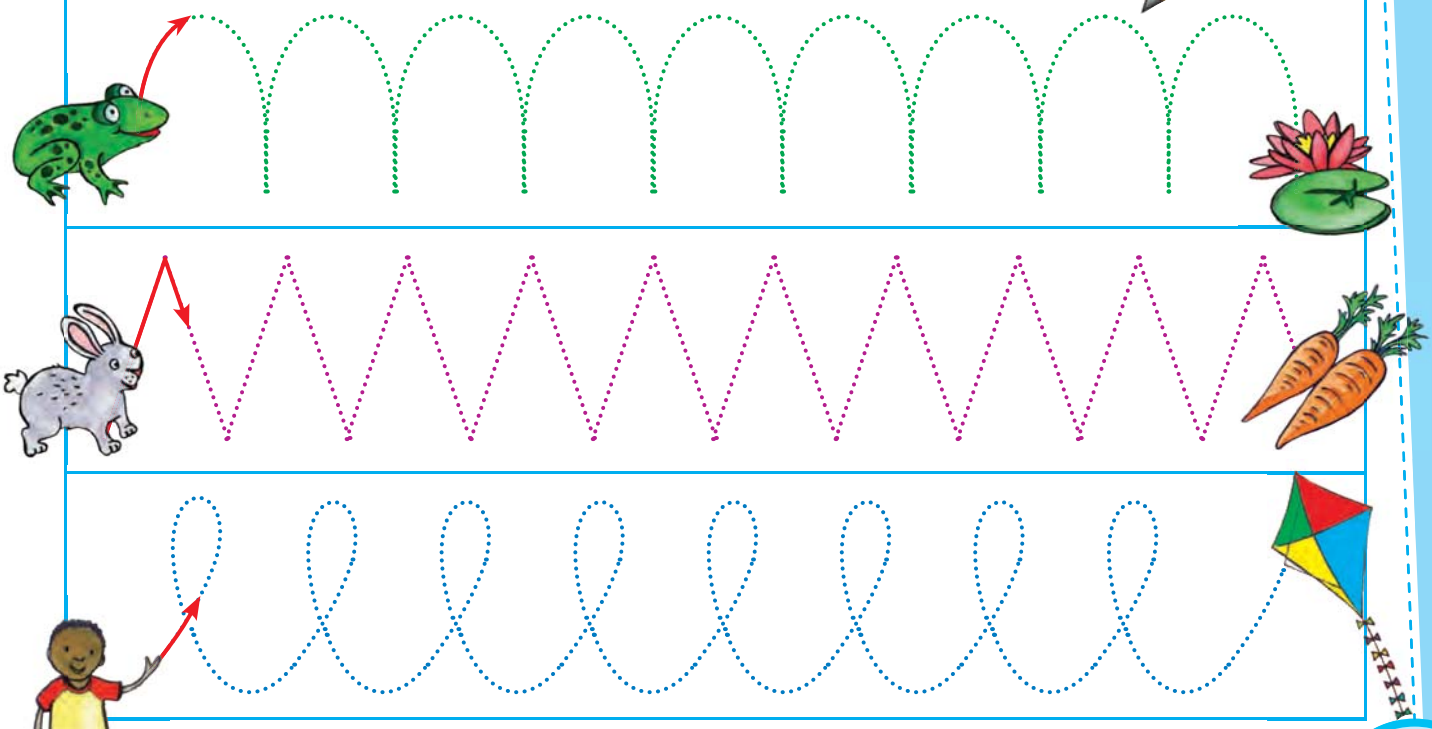

# 3 My birthday



Let's talk

Look at the picture and talk about what you see.



biscuits

juice






sweets



## Let's do

Paste the stickers in the correct spaces. Say the name of each picture.

candles

cake

balloons

present





cupcakes

table



cold drink







hat

## Numbers 1–10

| | | |
|---|---|---|
| 1 | one | ★ |
| 2 | two | ★★ |
| 3 | three | ★★★ |
| 4 | four | ★★★★ |
| 5 | five | ★★★★★ |
| 6 | six | ★★★★★★ |
| 7 | seven | ★★★★★★★ |
| 8 | eight | ★★★★★★★★ |
| 9 | nine | ★★★★★★★★★ |
| 10 | ten | ★★★★★★★★★★ |

# 4 How old are you?

Let's speak Count in English. Use your stickers to fill in the missing numbers.




Listen and repeat



## Walk and talk

Fill in your name and age. Then ask 5 friends the questions in red.



Hello, what's your name?

My name is _____

How old are you?

I am ____ years old.

## Let's write

Draw the candles to show how old you are.

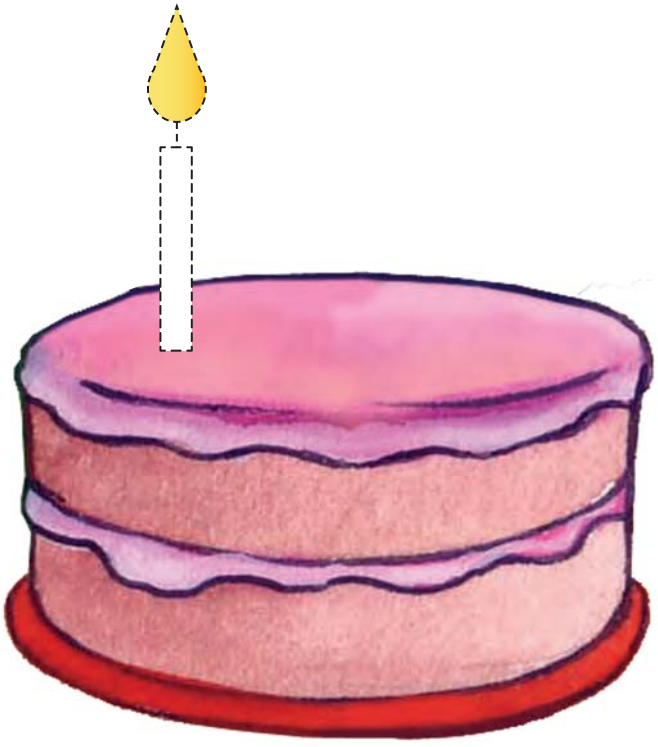




## Let's write

Write your name.

Write your age.

a b c d e f g h i j k l m

n o p q r s t u v w x y z

1 2 3 4 5 6

7 8 9 10

# 5 Numbers




Say the name of the number. Then draw a line to match the number with the correct number of pictures.

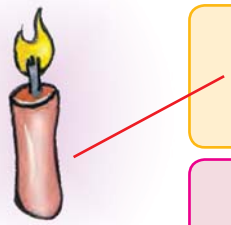



















1
2
3
4
5
6
7
8
9
10

Listen and repeat

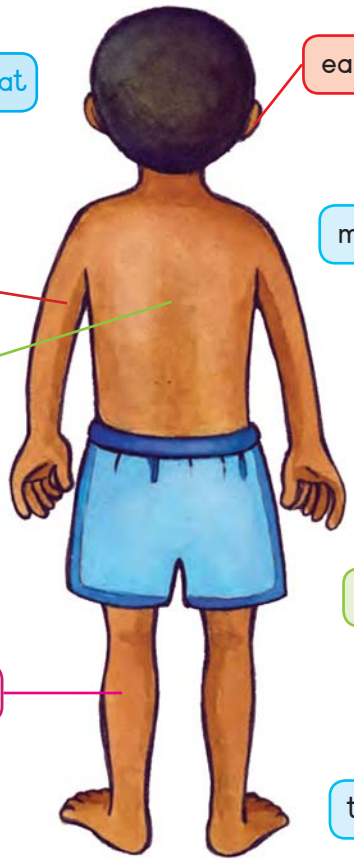


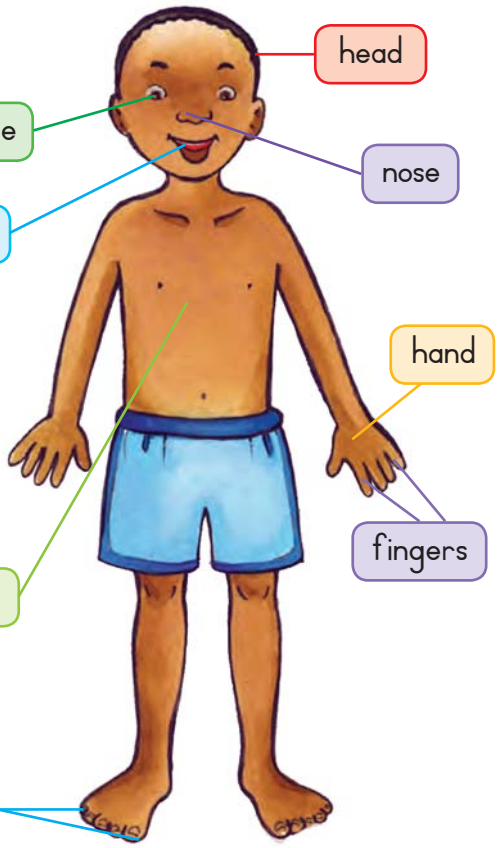


Let's sing





Heads, shoulders,
knees and toes, knees and toes.
Heads, shoulders,
knees and toes, knees and toes.
Eyes and ears and
mouth and nose.
Heads, shoulders,
knees and toes, knees and toes.







Let's do

Draw yourself.
Show your friend your picture.
Point out the eyes, nose, mouth, legs, arms, fingers and toes in your drawing.

## This is me ...





Practise in pairs

Point to your drawing and say:



This is my leg.
This is my eye.
This is my _____



Listen and repeat



## One, two ...

One, two buckle my shoe.

Three, four knock on the door.

Five, six pick up sticks.

Seven, eight lay them straight.

Nine, ten a big fat hen.









Listen and repeat

I have 1 mouth.

I have 2 legs.

I have 2 eyes.

I have 2 arms.





# 7 Clothes



Let's talk

Look at the picture and talk about what you see.



boots

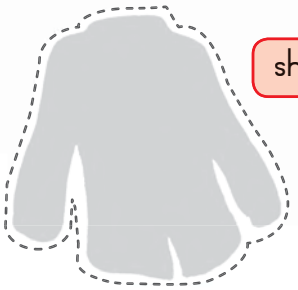

shirt

Ken

Jabu

Ann

t-shirt

scarf

jacket

Nomsa

track suit

## Let's do

Paste the stickers in the correct spaces. Say the name of each picture.




tie

skirt

dress

coat

jeans

shorts

hat

shirt

cap

shorts

soccer

## Teacher

Look at the picture and talk about what the children are wearing.

- What is Ken wearing?
- What is Nomsa wearing?
- Who is wearing clothes for warm weather?
- Who is wearing clothes for cold weather?
- What colour is Ann's shirt?
- What colour is Sam's shirt?
- What do you wear when you swim?

# Colours and clothes






Look at the clothes. Say what they are.
Circle the correct number and colour in each row.
Then say the name of the number and the colour.





2 blue socks

1 2 3 4 5





3 green shirts

1 2 3 4 5





4 yellow hats

1 2 3 4 5





5 brown shoes

1 2 3 4 5





1 red dress

1 2 3 4 5





## Let's sing



Balloons are red,
balloons are blue,
balloons are green
and yellow too.

Balloons are red,
balloons are blue,
balloons are green
and yellow too.



## Let's do

Draw.



2 red socks

3 blue shoes

# 9 Colours and clothes



Let's write

Draw a line from the balloons to the children.
Tell your friend what colour each balloon is.



Jabu Ken Nomsa Pam Sam



Let's speak

Point to different things in your class and ask your friend:



## Practise in pairs

Tell your friend what colours these are.



Blue | Red | Yellow | Green | Orange

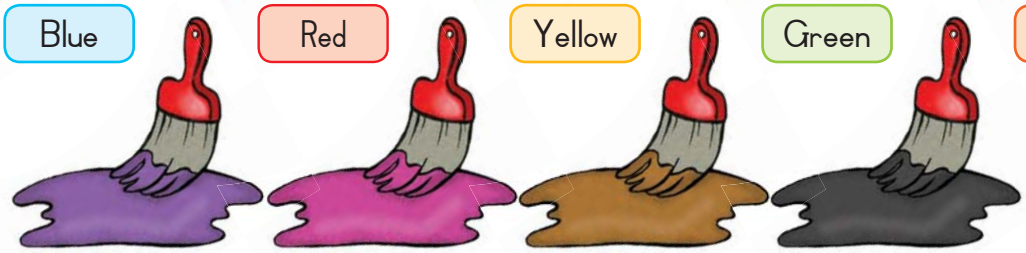

Purple | Pink | Brown | Black

## Let's do

Look at the pictures of Nomsa and Ken.
What clothes are they wearing in each picture?
What colour are their clothes?
Which clothes do your prefer?



1

2

## Let's do

My favourite colour is:



# 10 Boys, girls and monkeys

Listen and repeat

I am a girl.

I am a boy.

He is a boy.
She is a girl.
It is a monkey.
It is a dog.
It is a cat.

Let's speak Now point to each picture and say: He is She is It is



## Walk and talk

Ask 5 friends their names and ages. Say:

Hello, what's your name?

My name is _____

How old are you?

I am _____



She is a girl.

He is a boy.

## Let's sing

Five little monkeys jumping on the bed.
One fell off and bumped his head.
Mama called the doctor and the doctor said,
"No more monkeys jumping on the bed!"

Four little monkeys jumping on the bed.
One fell off and bumped his head.
Mama called the doctor and the doctor said,
"No more monkeys jumping on the bed!"

Three little monkeys jumping on the bed.
One fell off and bumped her head.
Mama called the doctor and the doctor said,
"No more monkeys jumping on the bed!"

Two little monkeys jumping on the bed.
One fell off and bumped her head.
Mama called the doctor and the doctor said,
"No more monkeys jumping on the bed!"

One little monkey jumping on the bed.
She fell off and bumped her head.
Mama called the doctor and the doctor said,
"No more monkeys jumping on the bed!"

# ME AT HOME

## 11 My family

Let's talk

Look at the picture and talk about what you see.



## Let's do

Paste the stickers in the correct spaces. Say the name of each picture.

banana

apple

egg

bread

kitchen utensils

pot

milk

spoon

plate

plates

salt

fork

knife

stove

dishwash liquid

## Let's speak

This is the mother.

This is the father.

granny

This is _____.

This is a pot.

This is a glass.

This is a ____.

## Teacher

Look at the picture and talk about what you see.

- What are they eating?
- Who is cooking?
- What is the baby doing?
- How many boys are there?
- How many girls are there?

# 12 My family



Let's draw

Draw a picture of your family.

This is my family



## Listen and repeat

How many brothers and sisters do you have?



mother

father



baby



sister



brothers



grandmother

## Let's talk

Tell your friend who is in your picture. Say:

This is my mother.
This is my father.
This is my brother.
This is my sister.
This is my grandmother.
This is my friend.
This is me.



Look at your friend's picture and ask your friend:



Who is this?

## Teacher

Look at the pictures and talk about what you see.

- Point to the father?
- Point to the mother?

# 13 I am clean

Let's talk

Look at the picture and talk about what you see.



tooth brush

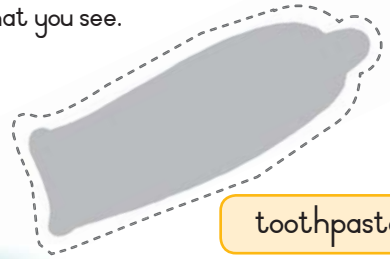

toothpaste

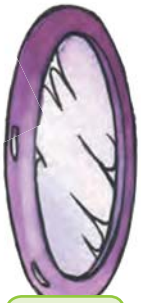

mirror



brushing



comb



brush

towel

bath

wash basin

## Let's do

Paste the stickers in the correct spaces. Say the name of each picture.

tooth brush

plug

wash basin

tissues

conditioner

shampoo

tap

soap

toilet paper

towel

shower

toilet

## Let's speak

Trace over the words and find the item in the big picture.

This is a brush.
This is a ...

brush

tap

plug

towel

toothbrush

shower

# 14 I wash myself



Let's do

Number these pictures in the correct order from 1-5 and then tell your friend what is happening in each picture.



washing



undressing



drying



dressing



playing

## Practise in pairs

Look at the pictures and tell your friend what you see.
Say:









He is washing.
He is dressing.
He is brushing his teeth.
He is brushing his hair.





## Let's do

Show your friend how you brush your hair or how you brush your teeth.
Say:

I am brushing my teeth.



I am brushing my hair.



## Let's write




What can you do?
Let your teacher tick what you can do.

### I can ...

| | |
|---|---|
| I can brush my hair. | ✓ |
| I can dress myself. | ✓ |
| I can wash myself. | ✓ |
| I can brush my teeth. | ✓ |
| I can tie my shoes. | ✓ |

# 15 At home



Let's talk

Look at the picture and talk about what you see.

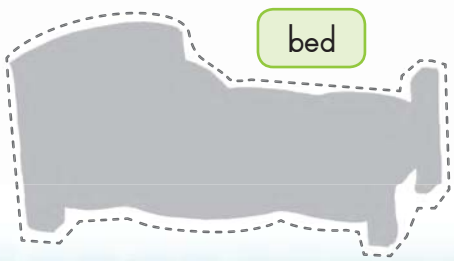







## Let's do

Paste the stickers in the correct spaces. Say the name of each picture.



cup



stove



chair

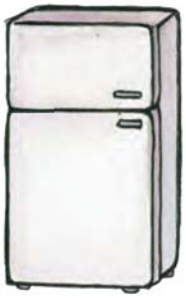

fridge



sofa



TV



pot



table



window



curtains

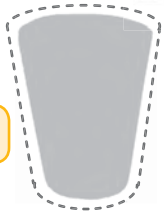

glass






## Let's speak

Ask your friend to tell you which room the different things are in. Say:

Where is the teddy?

The teddy is in the bedroom.



Where is the bath?

Where is the cat?

Where is the chair?

Where is the TV?

Where is the tap?

# 16 What we do at home

## Let's talk

Look at the picture and talk about what you see.

## Listen and repeat



He is washing.
She is reading.
It is sleeping.
She is cleaning.
He is mixing.
It is eating.



## Practise in pairs

Tell your friend what they are doing.



He is running.



She is mixing a cake.



It is eating.



She is sweeping.



It is sleeping.



He is watching TV.



They are hanging up the washing.

Let's sing

# This Is The Way



This is the way we wash our clothes,
Wash our clothes, wash our clothes,
This is the way we wash our clothes,
So early Monday morning.



This is the way we iron our clothes,
Iron our clothes, iron our clothes,
This is the way we iron our clothes,
So early Tuesday morning.



This is the way we sweep the floor,
Sweep the floor, sweep the floor,
This is the way we sweep the floor,
So early Wednesday morning.



This is the way we wash the pots,
Wash the pots, wash the pots,
This is the way we wash the pots,
So early Thursday morning.



This is the way we clean the house,
Clean the house, clean the house,
This is the way we clean the house,
So early Friday morning.



This is the way we bake our cakes,
Bake our cakes, bake our cakes,
This is the way we bake our cakes,
So early Saturday morning.



This is the way we go to church,
Go to church, go to church,
This is the way we go to church,
So early Sunday morning.

# 17 Fruit and vegetables

Let's talk

Look at the picture and talk about what you see.

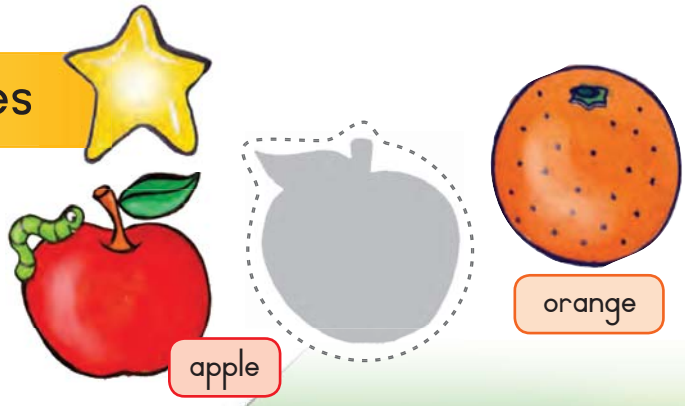




## Let's do

Paste the stickers in the correct spaces. Say the name of each picture.

## Let's speak

What fruit do you like?
What vegetables do you like?
What fruit and vegetables do you not like?
Which fruits and vegetables are yellow?
Which fruits and vegetables are green?
What is the caterpillar eating?





cabbage

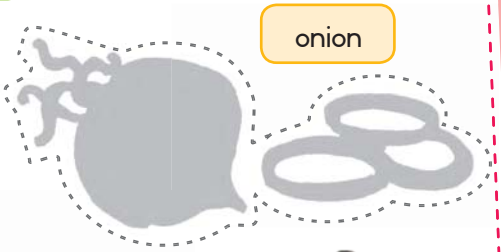
onion


bananas


spinach

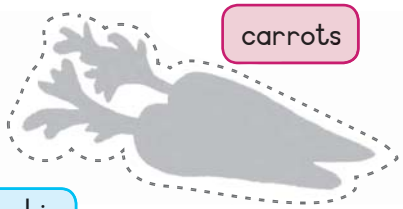
carrots


grapes

pumpkin




beetroot

tomato




beans

# 18 The food I like

**Let's write** Tick which food you like.

## I like ...

| | | |
|---|---|---|
|  ✓ |  ✓ |  ✓ |
|  ✓ |  ✓ |  ✓ |
|  ✓ |  ✓ |  ✓ |

**Let's speak** Tell your friend.

I like _____

I don't like _____



## Let's draw

Draw one fruit you like.

Draw one vegetable you don't like.

## Let's do

Trace the line to find out what fruit they like. Then say:

Jabu Ken Nomsa Pam Sam



Ken likes ...
Nomsa likes ...



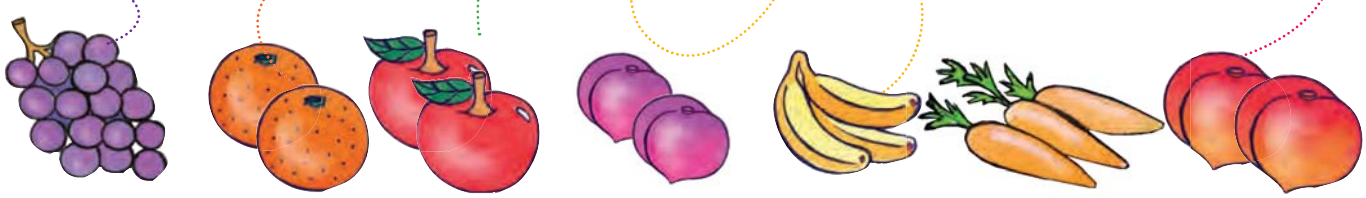

grapes oranges apples plums bananas carrots peaches

# 19 Asking at the shop



Let's talk

Look at the picture and talk about what you see.



apple

tea





Listen and repeat

Nomsa and Sam go to the shop.
They want milk.



chips



sweets

## Let's do

Paste the stickers in the correct spaces. Say the name of each picture.

mealie meal

socks

milk

sugar

umbrella

oil

money

wallet

orange

bananas

tomatoes

paraffin

## Let's do

Play shop with your friend. Say:

Please can I have ...

How much does it cost?

## Listen and repeat

Can I have an apple please.

Can I have an orange please.

Can I have a banana please.

Can I have a sweet please.

# 20 Buying clothes

Let's talk

Look at the picture and talk about the picture.



How much does it cost?

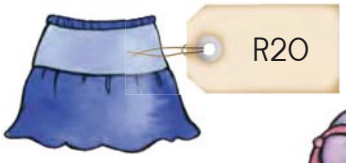














Listen and repeat



Nomsa wants a 

Can I have a red dress  please.

Ann wants a 

Can I have a skirt  please.



Let's write

Colour in the picture.

1 =
2 =
3 =
4 =




Let's write

Draw a picture of your favourite clothes.
Tell your friend what colour they are.
Are they for warm weather or cold weather?



## My favourite clothes.

# ME AT SCHOOL

## 21 Arriving at school

Let's talk

Look at the picture and talk about what you see.

car



bag

boy

school

## Let's do

Paste the stickers in the correct spaces. Say the name of each picture.

## Let's talk

How do the children come to school?
How do you get to school?

I walk to school.
Tim comes to school by bus.



# How I get to school



Let's do Trace the words and then paste in the correct stickers.






| | | | |
|---|---|---|---|
| bus | taxi | bike | car |

Listen and repeat

Tim comes to school by 



Nomsa comes to school by 

Jabu comes to school by 

Ken comes to school by 

Let's talk Ask 5 friends.



How do you come to school?
I come to school by bus.
I come to school by _____



Let's sing




The wheels of the bus go round and round,
round and round, round and round.
The wheels of the bus go round and round,
All day long.
The wipers on the bus go swish swish swish,
swish swish swish, swish swish swish.
The wipers on the bus go swish swish swish,
All day long.
The hooter on the bus goes beep beep beep,
beep beep beep, beep beep beep.
The hooter on the bus goes beep beep beep,
All day long.

# 23 Road Safety

Let's talk

Look at the picture and talk about what you see.




Let's talk

Where should you cross the road?
When can you cross at the robot?



**Let's draw** Draw a picture to show how you come to school.

I come to school by .....



**Let's do** Colour in the robot using these colours.

I stop when the robot is red.
I look left and right.

1 = red
2 = orange
3 = green






| | | |
|---|---|---|
| stop | careful | go |

# 24 Crossing the road

Let's do Do what Ann is doing.



Look left
Look right
Look left again
If the road is clear, you can cross.



Let's speak

What do these road signs tell us?




















Let's speak

Which signs are round ●?
Which are square ■?
Which are triangular ▲?

## Let's do

Use your stickers to complete this picture.



## Listen and repeat

Paste in the correct stickers. Say what colour each shape is.

| | | | |
|---|---|---|---|
| This is a square. | | These are squares. | 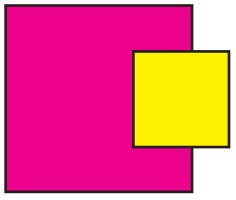 |
| This is a triangle. | 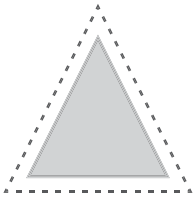 | These are triangles. | 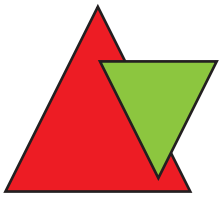 |
| This is a circle. |  | These are circles. | 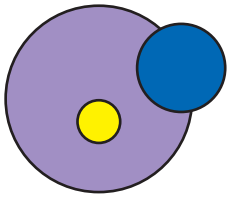 |

# 25 What I do in class



Let's talk

Look at the picture and talk about what you see.
What are the children doing?
What do you do at school?

reading

classroom

teacher

listening

cutting

reading

writing

## Let's do

Paste the stickers in the correct spaces. Say the name of each picture.



She is painting.
She is cutting.
He is writing.

my name is Ann

book

ruler

pencils

paint

pen

writing

pen

crayons

paintbrush

chair

paper

table

cutting

painting

drawing

glue

scissors

writing

# 26 My school bag



Let's do

Look at these pictures and tell your friend what is happening.



bag

A



Jabu is walking.

B

Jabu falls.



C

Ken and Nomsa help Jabu.





Let's talk

Name all the things that fell out of Jabu's bag.

## Let's talk



This is my pencil.
My pencil is red.



This is my book.
My book is blue.



This is my ruler.
My ruler is yellow.

## Let's write

Trace over these words.

pencil

books

ruler

bag

glue

scissor

pen



## Let's write

What can you do?
Tick what you can do.

### I can ...

| | |
|---|---|
| I can write my name. | ✓ |
| I can cut. | ✓ |
| I can draw. | ✓ |
| I can paint. | ✓ |
| I can read. | ✓ |

# 27 I like to play with my friends





Let's talk

Look at the picture and talk about what you see.
What are the children doing?
What do you play at school?



## Let's do

Paste the stickers in the correct spaces. Say the name of each picture.

## Let's talk

What games are the children playing?
What is Jabu doing?
What is Ann doing?
Who is skipping?
Who is jumping?
Who is running?
What games do you play at school?
Are the children happy?
What makes you happy?





slide


skip


jump


kick


hop


sing


swing

# The games we play





**Let's write** Draw a picture of your favourite game.

My favourite game is



**Walk and talk** Ask 5 friends what game they like. Say:



Do you like soccer?



Do you like netball?



Do you like tennis?



Do you like running?



Do you like jumping?

## Let's talk

What sports use these things?

tennis | rugby | swimming | netball | athletics | soccer



## Let's sing



### Two Eyes

I have two eyes to see with,
I have two feet to run,
I have two hands to wave with,
And a nose, I have just one.
I have two ears to hear with,
And one mouth to say "I love you".



## Let's write

Colour in the stars if you can do these things.

kick 

skip 

jump 

clap 

hop 

walk 

roll 

throw 

run 

# Let's practise



Let's do Tell your friend what is happening in each picture.







Let's do Help each child get home.



## Let's write

Draw 4 pictures to show what you do in the morning before you go to school.

I wake up.

I wash.

I dress.

I go to school by _____.

## Listen and repeat

Ask 5 friends what they do in the morning before going to school.



# Let's practise





## Let's write

Draw these pictures.



Draw a happy face.

Draw a sad face.



## Let's do

Tell your friend which animal is long, short big or small.

### Long or short



### Big or small





Let's sing



If you're happy and you know it clap your hands.
If you're happy and you know it clap your hands.
If you're happy and you know it
and you really want to show it,
if you're happy and you know it clap your hands.



If you're happy and you know it stamp your feet.
If you're happy and you know it stamp your feet.
If you're happy and you know it
and you really want to show it,
if you're happy and you know it stamp your feet.



If you're happy and you know it nod your head.
If you're happy and you know it nod your head.
If you're happy and you know it
and you really want to show it,
If you're happy and you know it nod your head.



If you're happy and you know it turn around.
If you're happy and you know it turn around.
If you're happy and you know it
and you really want to show it,
If you're happy and you know it turn around.

# 31 Our pets





Let's talk

Look at the picture and talk about what you see.
What pet does each child have?

## Let's do

Paste the stickers in the correct spaces. Say the name of each picture.



rabbits

hamster



dog



dog bowl

lizard



cat

Ann



fish



snake



mouse



fish



bird cage

## Let's talk

Look at the picture and talk about what you see.

What animals do you see?
What pets do you have?
What pet does Sam have?
What pet does Peter have?
What pet does Nomsa have?



How should we look after our pets?

# 32 What pets do you like?



Walk and talk

Ask 5 friends what pets they like.
Say:



Do you like birds?



Do you like fish?



Do you like dogs?



Do you like cats?



Do you like rabbits?



Do you like hamsters?





Listen and repeat

What pets do you have?

I have a fish.



I have a hamster.



I have a dog.



I have a rabbit.





I have a bird.



I have a cat.



## Let's do

Say the word and draw a line from it to the correct picture.

on | under | in | next to



## Listen and repeat

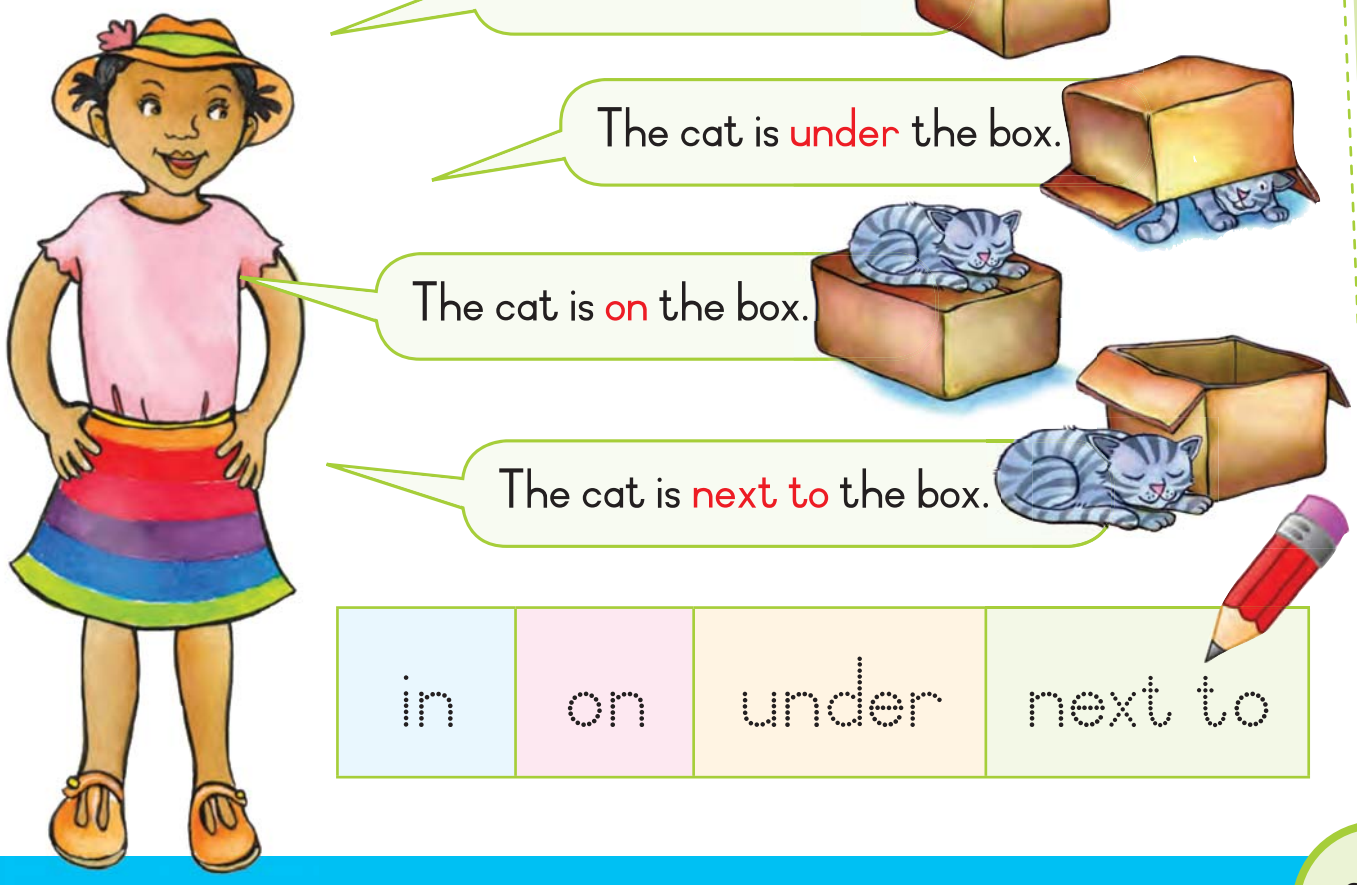


| | | | |
|---|---|---|---|
| in | on | under | next to |

# Farm animals



goat



Let's talk

What animals can you see in this picture?
Make the sound each animal makes.
Show your friend the mother animals and their baby animals.
Point to the picture and say which animals are big and which are small.

foal
goat
cow
duckling
sheep
foal
hen
piglet
lamb
kid
duck

## Let's do

Paste the stickers in the correct spaces. Say the name of each animal.



calf
horse
donkey
chicks
pig
boy
mealie
farmer
tractor
cow
sheep
pig
hen
rooster
duck
kid
horse

# 34 Old Mac Donald has a farm

Listen and say Ask 5 friends what animals they like. Say:



I like cows.

I like horses.

I like sheep.

Let's do Draw a line to show what we get from these animals.

chickens sheep bees cows











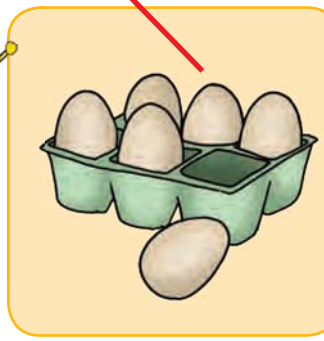





# Old Mac Donald has a farm.

Old Mac Donald has a farm, hee hi hee hi ho.
And on the farm he had some cows,
with a moo moo here and a moo moo there,
here a moo, there a moo, everywhere a moo moo.
Old Mac Donald had a farm, hee hi hee hi ho.

Old Mac Donald has a farm, hee hi hee hi ho.
And on the farm he had a dog,
with a woof woof here and a woof woof there,
here a woof, there a woof, everywhere a woof woof.
Old Mac Donald had a farm, hee hi hee hi ho.

Old Mac Donald has a farm, hee hi hee hi ho.
And on the farm he had a horse,
with a neigh neigh here,
and a neigh neigh there,
here a neigh, there a neigh,
everywhere a neigh neigh.
Old Mac Donald had a farm,
hee hi hee hi ho.



# 35 Wild animals



Let's talk

Look at the picture and talk about what you see.
What noises do these animals make?
How many monkeys can you find?
Tell your friend where they are.
Use words like on, in and under.



bird

hippo





## Let's do

Paste the stickers in the correct spaces. Say the name of each picture.



zebra



tree

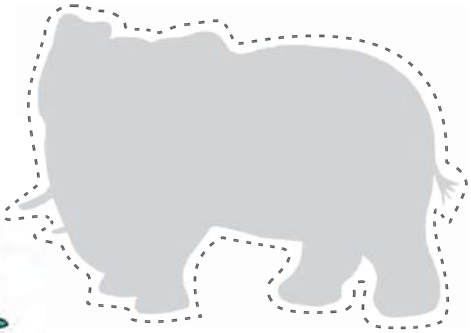

elephant

leopard





rhino



giraffe

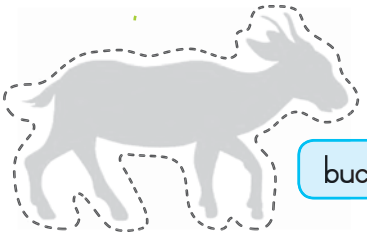

buck



lion



tortoise



monkey

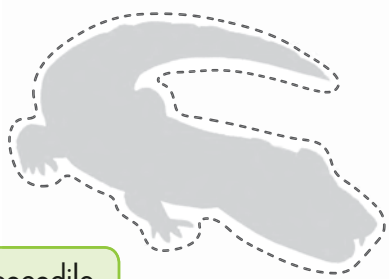

crocodile



mouse

# 36 What are these sounds?




Say the word and listen to the sound.
Then trace the letter.


bus


cat

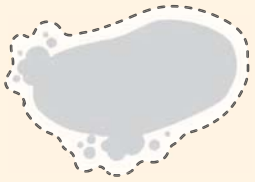
soap


bird

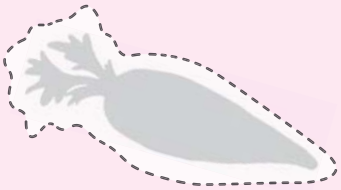
carrot


star


boy


car


snake


balloons


cake


soccer

## Let's write

Join the dots from 1–10.
Say the numbers in English.




## Let's write

What can you do?
Tick what you can do.

### I can ...

| | |
|---|---|
| I can write my name. | ✓ |
| I can use a scissors. | ✓ |
| I can draw. | ✓ |
| I can paint. | ✓ |
| I can read. | ✓ |

## Listen and repeat

Where is the duck?




| | | |
|---|---|---|
| in | on | under |

# 37 Big and small ...

## Let's draw

Draw a small animal.

Draw a big animal.

## Listen and say

The giraffe has a long neck.

The zebra has stripes.

The lion has big teeth.

## Let's talk

Name some more big animals.
Name some small animals.
What is the tallest animal you can think of?

Listen and repeat

long

short

tall

big

small

short

Let's draw

Draw something small.

Draw something big.

Draw something short.

Draw something long.

# Let's practise





Let's write

Say what you see in each box.
Then count how many there are and fill in the number.
Remember to count in English.

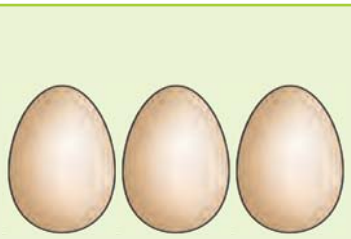





















## Let's write

Circle the odd one out and then draw a line to the correct word that says what the other things are.



vegetables



fruit



clothes



transport



animals

## Let's speak

Ask 5 friends.

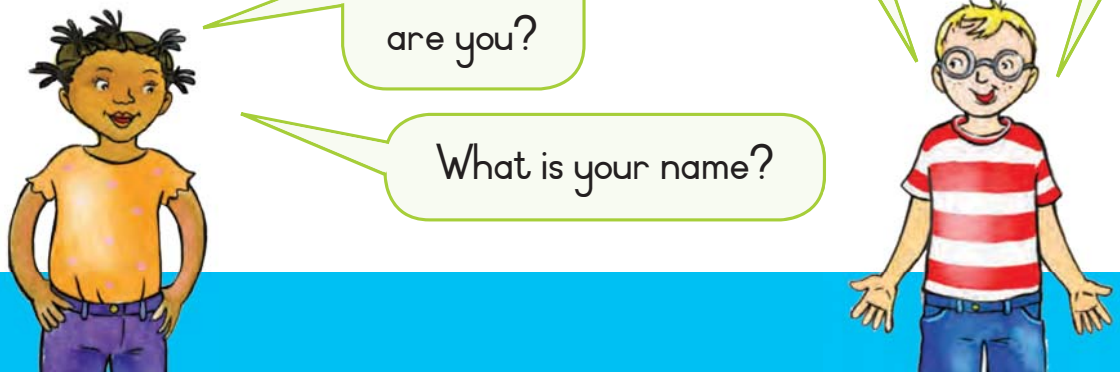

# 39 The munchy munchy caterpillar



On Monday there was a tiny caterpillar on the leaf. It ate 1 green leaf.

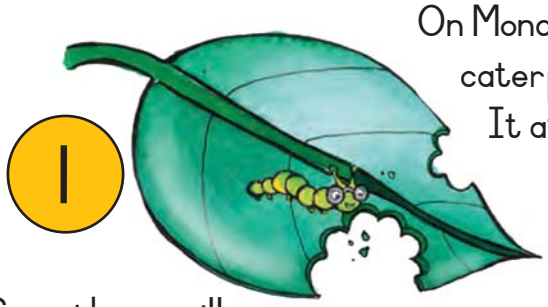


On Tuesday the caterpillar ate 2 red apples.




Soon there will be lots of baby caterpillars.




And then the beautiful butterfly laid lots of eggs.




On Sunday the caterpillar turned into a beautiful butterfly.





3

On Wednesday the caterpillar ate 3 green pears.

4



On Thursday the caterpillar ate 4 blue grapes.



On Friday the caterpillar ate 5 yellow bananas.

5

6

On Saturday the caterpillar was very, very fat.






# Well done!

## You can do lots of things ...

Name: _____

Date: _____




# ENGLISH

## First Additional Language

Term 1 & 2

This book belongs to:

# 1 Hello, what's your name?





Let's talk

Look at the picture and talk about what the children are doing.



swing

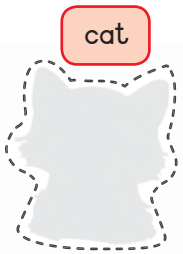

cat



## Let's do

Paste the stickers in the correct spaces. Say the name of each picture.

Can you find Tom the cat on each page?

tree

sun

bird

dog

boy

girl

kite

ball

slide

flower

Practise in pairs

My name is Sam.

boy

girl

Hello, what's your name?

My name is

Good bye.

See you tomorrow.

# 2 My name is ...



Walk and talk

Ask 5 friends.





Hello, what's your name?

My name is Jabu.



Let's do

Circle the boys in blue. Circle the girls in red.
Then say:
He is a boy. She is a girl.

boy

girl



## Let's write

Say what each of these pictures is.
Circle the picture that does not fit in each row?



| |
|---|
| animals |
| fruit |
| children |

## Let's write

Say what these pictures are and then complete the pattern.

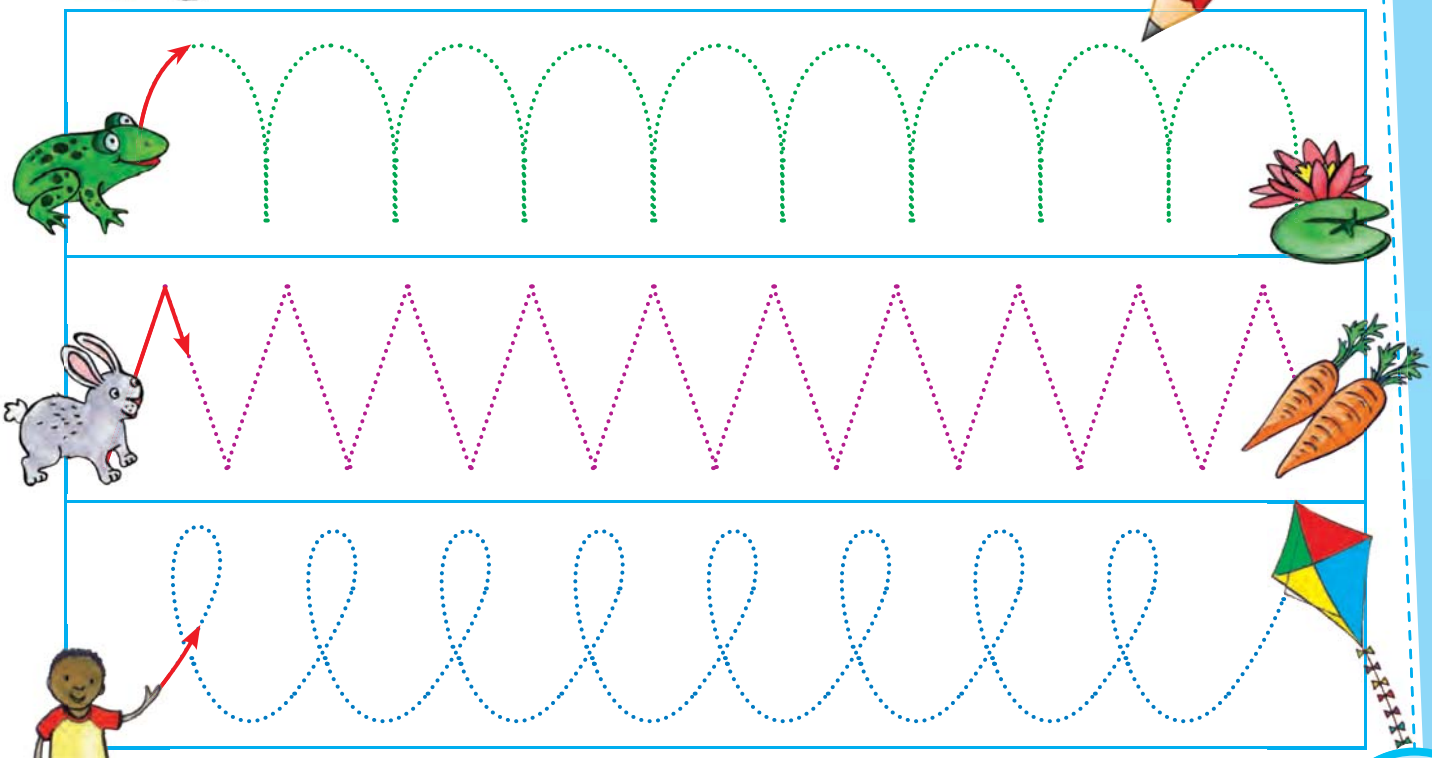

# 3 My birthday



Let's talk

Look at the picture and talk about what you see.



biscuits

juice






sweets



## Let's do

Paste the stickers in the correct spaces. Say the name of each picture.

candles

cake

balloons

present





cupcakes

table



cold drink







hat

## Numbers 1–10

| | | |
|---|---|---|
| 1 | one | ★ |
| 2 | two | ★★ |
| 3 | three | ★★★ |
| 4 | four | ★★★★ |
| 5 | five | ★★★★★ |
| 6 | six | ★★★★★★ |
| 7 | seven | ★★★★★★★ |
| 8 | eight | ★★★★★★★★ |
| 9 | nine | ★★★★★★★★★ |
| 10 | ten | ★★★★★★★★★★ |

# 4 How old are you?

Let's speak Count in English. Use your stickers to fill in the missing numbers.




Listen and repeat



## Walk and talk

Fill in your name and age. Then ask 5 friends the questions in red.



Hello, what's your name?

My name is _____

How old are you?

I am ____ years old.

## Let's write

Draw the candles to show how old you are.

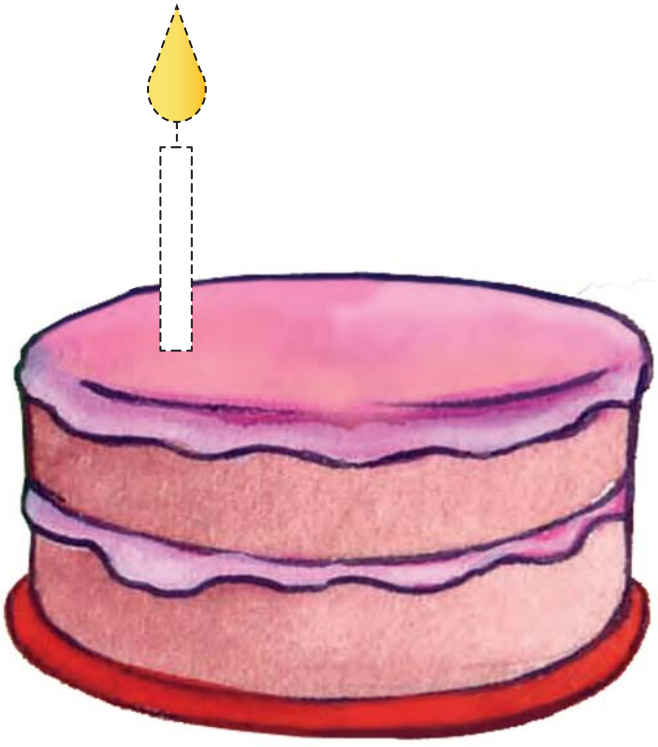




## Let's write

Write your name.

Write your age.

a b c d e f g h i j k l m

n o p q r s t u v w x y z

1 2 3 4 5 6

7 8 9 10

# 5 Numbers




Say the name of the number. Then draw a line to match the number with the correct number of pictures.

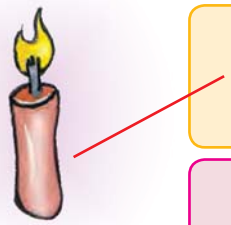



















1
2
3
4
5
6
7
8
9
10

Listen and repeat

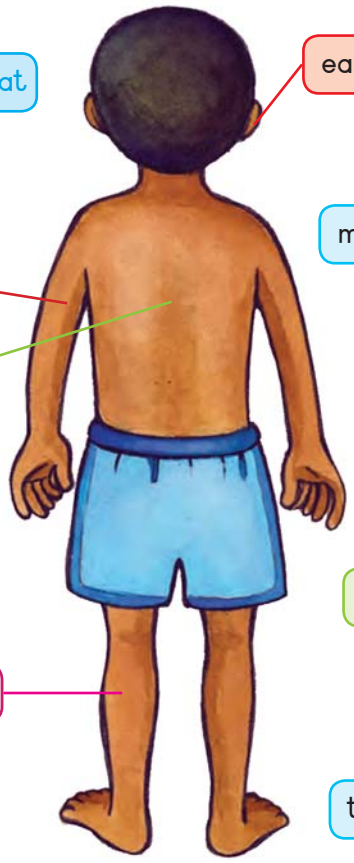


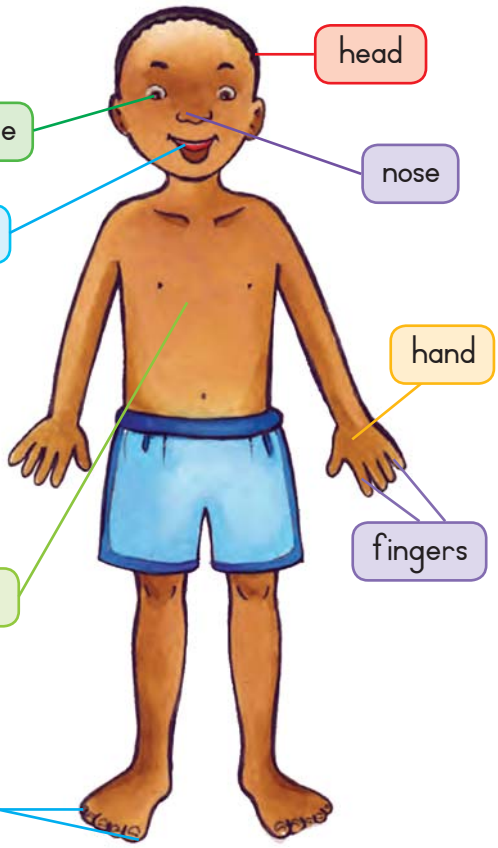


Let's sing





Heads, shoulders,
knees and toes, knees and toes.
Heads, shoulders,
knees and toes, knees and toes.
Eyes and ears and
mouth and nose.
Heads, shoulders,
knees and toes, knees and toes.







Let's do

Draw yourself.
Show your friend your picture.
Point out the eyes, nose, mouth, legs, arms, fingers and toes in your drawing.

## This is me ...





Practise in pairs

Point to your drawing and say:



This is my leg.
This is my eye.
This is my _____



Listen and repeat



## One, two ...

One, two buckle my shoe.

Three, four knock on the door.

Five, six pick up sticks.

Seven, eight lay them straight.

Nine, ten a big fat hen.









Listen and repeat

I have 1 mouth.

I have 2 legs.

I have 2 eyes.

I have 2 arms.





# 7 Clothes



Let's talk

Look at the picture and talk about what you see.



boots

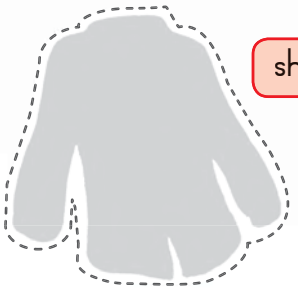

shirt

Ken

Jabu

Ann

t-shirt

scarf

jacket

Nomsa

track suit

## Let's do

Paste the stickers in the correct spaces. Say the name of each picture.




tie

skirt

dress

coat

jeans

shorts

hat

shirt

cap

shorts

soccer

## Teacher

Look at the picture and talk about what the children are wearing.

- What is Ken wearing?
- What is Nomsa wearing?
- Who is wearing clothes for warm weather?
- Who is wearing clothes for cold weather?
- What colour is Ann's shirt?
- What colour is Sam's shirt?
- What do you wear when you swim?

# Colours and clothes






Look at the clothes. Say what they are.
Circle the correct number and colour in each row.
Then say the name of the number and the colour.





2 blue socks

1 2 3 4 5





3 green shirts

1 2 3 4 5





4 yellow hats

1 2 3 4 5





5 brown shoes

1 2 3 4 5





1 red dress

1 2 3 4 5





## Let's sing



Balloons are red,
balloons are blue,
balloons are green
and yellow too.

Balloons are red,
balloons are blue,
balloons are green
and yellow too.



## Let's do

Draw.



2 red socks

3 blue shoes

# 9 Colours and clothes



Let's write

Draw a line from the balloons to the children.
Tell your friend what colour each balloon is.



Jabu Ken Nomsa Pam Sam



Let's speak

Point to different things in your class and ask your friend:



## Practise in pairs

Tell your friend what colours these are.



Blue | Red | Yellow | Green | Orange

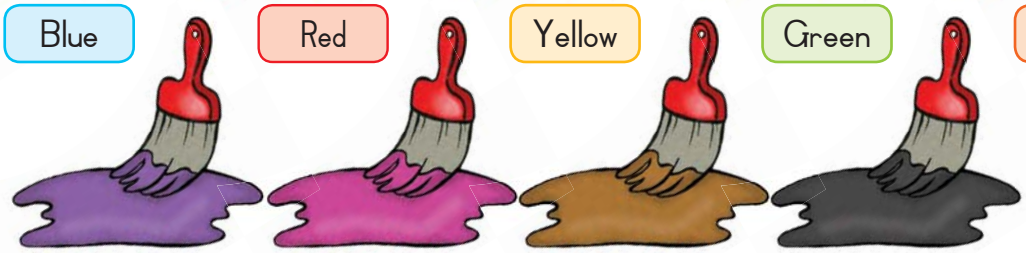

Purple | Pink | Brown | Black

## Let's do

Look at the pictures of Nomsa and Ken.
What clothes are they wearing in each picture?
What colour are their clothes?
Which clothes do your prefer?



1

2

## Let's do

My favourite colour is:



# 10 Boys, girls and monkeys

Listen and repeat

I am a girl.

I am a boy.

He is a boy.
She is a girl.
It is a monkey.
It is a dog.
It is a cat.

Let's speak Now point to each picture and say: He is She is It is



## Walk and talk

Ask 5 friends their names and ages. Say:

Hello, what's your name?

My name is _____

How old are you?

I am _____



She is a girl.

He is a boy.

## Let's sing

Five little monkeys jumping on the bed.
One fell off and bumped his head.
Mama called the doctor and the doctor said,
"No more monkeys jumping on the bed!"

Four little monkeys jumping on the bed.
One fell off and bumped his head.
Mama called the doctor and the doctor said,
"No more monkeys jumping on the bed!"

Three little monkeys jumping on the bed.
One fell off and bumped her head.
Mama called the doctor and the doctor said,
"No more monkeys jumping on the bed!"

Two little monkeys jumping on the bed.
One fell off and bumped her head.
Mama called the doctor and the doctor said,
"No more monkeys jumping on the bed!"

One little monkey jumping on the bed.
She fell off and bumped her head.
Mama called the doctor and the doctor said,
"No more monkeys jumping on the bed!"

# 11 My family



Let's talk

Look at the picture and talk about what you see.



## Let's do

Paste the stickers in the correct spaces. Say the name of each picture.

banana

apple

egg

bread

kitchen utensils

pot

milk

spoon

plate

plates

salt

fork

knife

stove

dishwash liquid

## Let's speak

This is the mother.

This is the father.

granny

This is _____.

This is a pot.

This is a glass.

This is a ____.

## Teacher

Look at the picture and talk about what you see.

- What are they eating?
- Who is cooking?
- What is the baby doing?
- How many boys are there?
- How many girls are there?

# 12 My family



Let's draw

Draw a picture of your family.

This is my family



## Listen and repeat

How many brothers and sisters do you have?



mother

father



baby



sister



brothers



grandmother

## Let's talk

Tell your friend who is in your picture. Say:

This is my mother.
This is my father.
This is my brother.
This is my sister.
This is my grandmother.
This is my friend.
This is me.



Look at your friend's picture and ask your friend:



Who is this?

## Teacher

Look at the pictures and talk about what you see.

- Point to the father?
- Point to the mother?

# 13 I am clean



Let's talk

Look at the picture and talk about what you see.



tooth brush

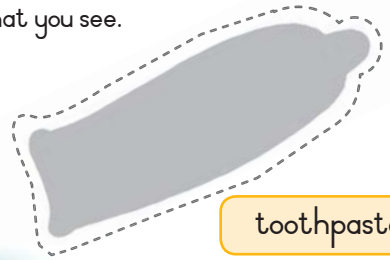

toothpaste

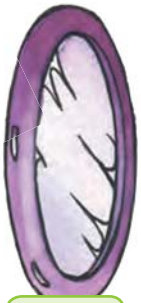

mirror



brushing

comb





brush

towel

bath

wash basin

## Let's do

Paste the stickers in the correct spaces. Say the name of each picture.

tooth brush

plug

wash basin

tissues

conditioner

shampoo

tap

soap

toilet paper

towel

shower

toilet

## Let's speak

Trace over the words and find the item in the big picture.

This is a brush.
This is a ...

brush

tap

plug

towel

toothbrush

shower

# 14 I wash myself



Let's do

Number these pictures in the correct order from 1-5 and then tell your friend what is happening in each picture.



washing



undressing



drying



dressing



playing

## Practise in pairs

Look at the pictures and tell your friend what you see.
Say:









He is washing.
He is dressing.
He is brushing his teeth.
He is brushing his hair.





## Let's do

Show your friend how you brush your hair or how you brush your teeth.
Say:

I am brushing my teeth.



I am brushing my hair.



## Let's write




What can you do?
Let your teacher tick what you can do.

### I can ...

| | |
|---|---|
| I can brush my hair. | ✓ |
| I can dress myself. | ✓ |
| I can wash myself. | ✓ |
| I can brush my teeth. | ✓ |
| I can tie my shoes. | ✓ |

# 15 At home



Let's talk

Look at the picture and talk about what you see.









## Let's do

Paste the stickers in the correct spaces. Say the name of each picture.



cup

stove



chair

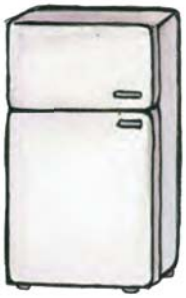

fridge



TV





pot

sofa



table

window





curtains

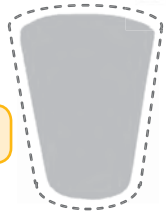

glass



chair

bedroom

window

sofa



## Let's speak

Ask your friend to tell you which room the different things are in. Say:

Where is the teddy?

The teddy is in the bedroom.

Where is the bath?

Where is the cat?

Where is the chair?

Where is the TV?

Where is the tap?



# 16 What we do at home

## Let's talk

Look at the picture and talk about what you see.

## Listen and repeat



He is washing.
She is reading.
It is sleeping.
She is cleaning.
He is mixing.
It is eating.



## Practise in pairs

Tell your friend what they are doing.



He is running.



She is mixing a cake.



It is eating.



She is sweeping.



It is sleeping.



He is watching TV.



They are hanging up the washing.

Let's sing

# This Is The Way



This is the way we wash our clothes,
Wash our clothes, wash our clothes,
This is the way we wash our clothes,
So early Monday morning.



This is the way we iron our clothes,
Iron our clothes, iron our clothes,
This is the way we iron our clothes,
So early Tuesday morning.



This is the way we sweep the floor,
Sweep the floor, sweep the floor,
This is the way we sweep the floor,
So early Wednesday morning.



This is the way we wash the pots,
Wash the pots, wash the pots,
This is the way we wash the pots,
So early Thursday morning.



This is the way we clean the house,
Clean the house, clean the house,
This is the way we clean the house,
So early Friday morning.



This is the way we bake our cakes,
Bake our cakes, bake our cakes,
This is the way we bake our cakes,
So early Saturday morning.



This is the way we go to church,
Go to church, go to church,
This is the way we go to church,
So early Sunday morning.

# 17 Fruit and vegetables

Let's talk

Look at the picture and talk about what you see.

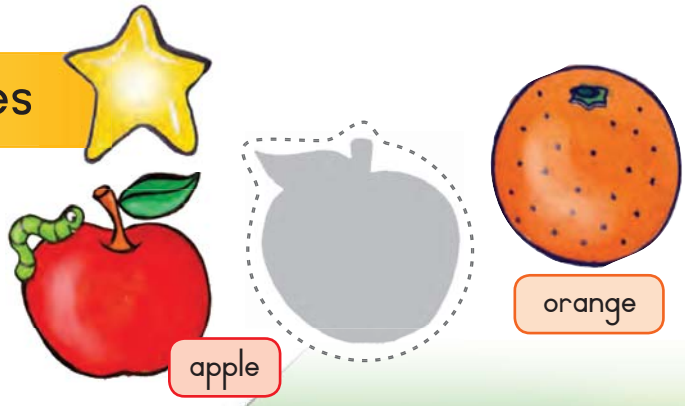




## Let's do

Paste the stickers in the correct spaces. Say the name of each picture.

## Let's speak

What fruit do you like?
What vegetables do you like?
What fruit and vegetables do you not like?
Which fruits and vegetables are yellow?
Which fruits and vegetables are green?
What is the caterpillar eating?





cabbage

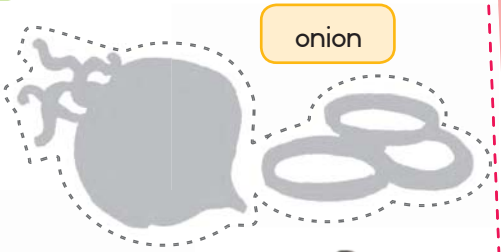
onion


bananas


spinach

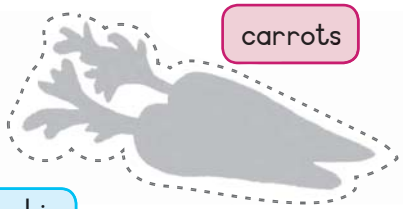
carrots


grapes

pumpkin




beetroot

tomato




beans

# 18 The food I like

**Let's write** Tick which food you like.

## I like ...

| | | |
|---|---|---|
|  ✓ |  ✓ |  ✓ |
|  ✓ |  ✓ |  ✓ |
|  ✓ |  ✓ |  ✓ |

**Let's speak** Tell your friend.

I like _____

I don't like _____



## Let's draw

Draw one fruit you like.

Draw one vegetable you don't like.

## Let's do

Trace the line to find out what fruit they like. Then say:

Jabu Ken Nomsa Pam Sam



Ken likes ...
Nomsa likes ...



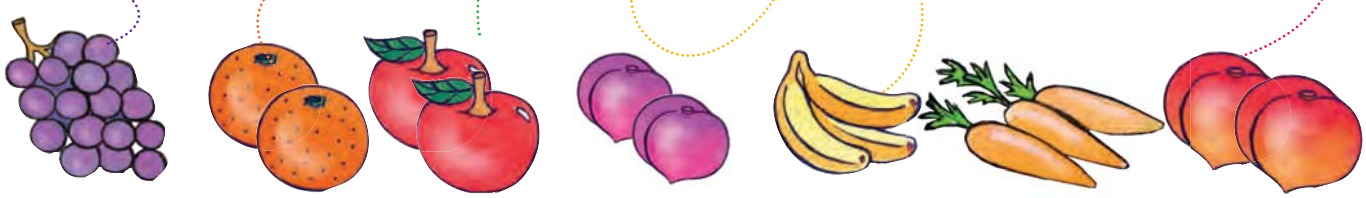

grapes oranges apples plums bananas carrots peaches

# 19 Asking at the shop



Let's talk

Look at the picture and talk about what you see.



apple

tea





Listen and repeat

Nomsa and Sam go to the shop.
They want milk.



chips



sweets

## Let's do

Paste the stickers in the correct spaces. Say the name of each picture.

mealie meal

socks

milk

sugar

umbrella

oil

money

wallet

orange

bananas

tomatoes

paraffin

## Let's do

Play shop with your friend. Say:

Please can I have ...

How much does it cost?

## Listen and repeat

Can I have an apple please.

Can I have an orange please.

Can I have a banana please.

Can I have a sweet please.

# 20 Buying clothes

Let's talk

Look at the picture and talk about the picture.



How much does it cost?

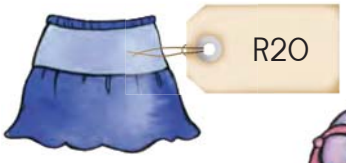














Listen and repeat



Nomsa wants a 

Can I have a red dress  please.

Ann wants a 

Can I have a skirt  please.



Let's write

Colour in the picture.

1 =
2 =
3 =
4 =




Let's write

Draw a picture of your favourite clothes.
Tell your friend what colour they are.
Are they for warm weather or cold weather?



## My favourite clothes.

# ME AT SCHOOL

## 21 Arriving at school

Let's talk

Look at the picture and talk about what you see.

car



bag

boy

school

## Let's do

Paste the stickers in the correct spaces. Say the name of each picture.

## Let's talk

How do the children come to school?
How do you get to school?

I walk to school.
Tim comes to school by bus.



# How I get to school



Let's do Trace the words and then paste in the correct stickers.






| | | | |
|---|---|---|---|
| bus | taxi | bike | car |

Listen and repeat

Tim comes to school by 



Nomsa comes to school by 

Jabu comes to school by 

Ken comes to school by 

Let's talk Ask 5 friends.



How do you come to school?
I come to school by bus.
I come to school by _____



Let's sing




The wheels of the bus go round and round,
round and round, round and round.
The wheels of the bus go round and round,
All day long.
The wipers on the bus go swish swish swish,
swish swish swish, swish swish swish.
The wipers on the bus go swish swish swish,
All day long.
The hooter on the bus goes beep beep beep,
beep beep beep, beep beep beep.
The hooter on the bus goes beep beep beep,
All day long.

# 23 Road Safety

Let's talk

Look at the picture and talk about what you see.




Let's talk

Where should you cross the road?
When can you cross at the robot?



**Let's draw** Draw a picture to show how you come to school.

I come to school by .....



**Let's do** Colour in the robot using these colours.

I stop when the robot is red.
I look left and right.

1 = red
2 = orange
3 = green






| | | |
|---|---|---|
| stop | careful | go |

# 24 Crossing the road

Let's do Do what Ann is doing.



Look left
Look right
Look left again
If the road is clear, you can cross.



Let's speak

What do these road signs tell us?




















Let's speak

Which signs are round ●?
Which are square ■?
Which are triangular ▲?

## Let's do

Use your stickers to complete this picture.



## Listen and repeat

Paste in the correct stickers. Say what colour each shape is.

| | | | |
|---|---|---|---|
| This is a square. | | These are squares. | 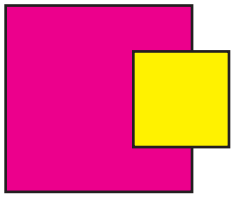 |
| This is a triangle. | 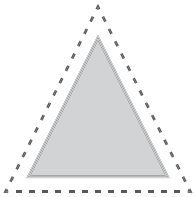 | These are triangles. | 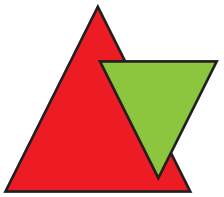 |
| This is a circle. |  | These are circles. | 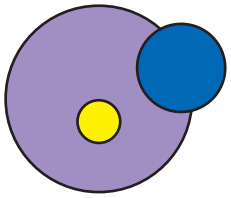 |

# 25 What I do in class



Let's talk

Look at the picture and talk about what you see.
What are the children doing?
What do you do at school?

reading

classroom

teacher

listening

cutting

reading

writing

## Let's do

Paste the stickers in the correct spaces. Say the name of each picture.



She is painting.
She is cutting.
He is writing.

book





ruler



paint



pen

my name is Ann



writing



pencils



pen



paintbrush




crayons







chair

paper





table

cutting



painting



drawing



scissors




glue



writing

# 26 My school bag



Let's do

Look at these pictures and tell your friend what is happening.



bag

A



Jabu is walking.

B

Jabu falls.



C

Ken and Nomsa help Jabu.





Let's talk

Name all the things that fell out of Jabu's bag.

## Let's talk



This is my pencil.
My pencil is red.



This is my book.
My book is blue.



This is my ruler.
My ruler is yellow.

## Let's write

Trace over these words.

pencil

books

ruler

bag

glue

scissor

pen



## Let's write

What can you do?
Tick what you can do.

### I can ...

| | |
|---|---|
| I can write my name. | ✓ |
| I can cut. | ✓ |
| I can draw. | ✓ |
| I can paint. | ✓ |
| I can read. | ✓ |

# 27 I like to play with my friends





Let's talk

Look at the picture and talk about what you see.
What are the children doing?
What do you play at school?



## Let's do

Paste the stickers in the correct spaces. Say the name of each picture.

## Let's talk

What games are the children playing?
What is Jabu doing?
What is Ann doing?
Who is skipping?
Who is jumping?
Who is running?
What games do you play at school?
Are the children happy?
What makes you happy?





slide


skip


jump


kick


hop


sing


swing

# The games we play





**Let's write** Draw a picture of your favourite game.

My favourite game is



**Walk and talk** Ask 5 friends what game they like. Say:



Do you like soccer?



Do you like netball?



Do you like tennis?



Do you like running?



Do you like jumping?

## Let's talk

What sports use these things?

tennis | rugby | swimming | netball | athletics | soccer



## Let's sing



### Two Eyes

I have two eyes to see with,
I have two feet to run,
I have two hands to wave with,
And a nose, I have just one.
I have two ears to hear with,
And one mouth to say "I love you".



## Let's write

Colour in the stars if you can do these things.

kick 

skip 

jump 

clap 

hop 

walk 

roll 

throw 

run 

# Let's practise



Let's do Tell your friend what is happening in each picture.







Let's do Help each child get home.



## Let's write

Draw 4 pictures to show what you do in the morning before you go to school.

I wake up.

I wash.

I dress.

I go to school by _____.

## Listen and repeat

Ask 5 friends what they do in the morning before going to school.



# Let's practise





## Let's write

Draw these pictures.



Draw a happy face.

Draw a sad face.



## Let's do

Tell your friend which animal is long, short big or small.

### Long or short



### Big or small





Let's sing



If you're happy and you know it clap your hands.
If you're happy and you know it clap your hands.
If you're happy and you know it
and you really want to show it,
if you're happy and you know it clap your hands.



If you're happy and you know it stamp your feet.
If you're happy and you know it stamp your feet.
If you're happy and you know it
and you really want to show it,
if you're happy and you know it stamp your feet.



If you're happy and you know it nod your head.
If you're happy and you know it nod your head.
If you're happy and you know it
and you really want to show it,
If you're happy and you know it nod your head.



If you're happy and you know it turn around.
If you're happy and you know it turn around.
If you're happy and you know it
and you really want to show it,
If you're happy and you know it turn around.

# 31 Our pets





Let's talk

Look at the picture and talk about what you see.
What pet does each child have?

## Let's do

Paste the stickers in the correct spaces. Say the name of each picture.



rabbits

hamster



dog



dog bowl

lizard



cat

Ann



fish



snake



mouse



fish



bird cage



## Let's talk

Look at the picture and talk about what you see.

What animals do you see?
What pets do you have?
What pet does Sam have?
What pet does Peter have?
What pet does Nomsa have?



How should we look after our pets?

# 32 What pets do you like?



Walk and talk

Ask 5 friends what pets they like.
Say:



Do you like birds?



Do you like fish?



Do you like dogs?



Do you like cats?



Do you like rabbits?



Do you like hamsters?





Listen and repeat

What pets do you have?

I have a fish.



I have a hamster.



I have a dog.



I have a rabbit.





I have a bird.



I have a cat.



## Let's do

Say the word and draw a line from it to the correct picture.

on | under | in | next to



## Listen and repeat

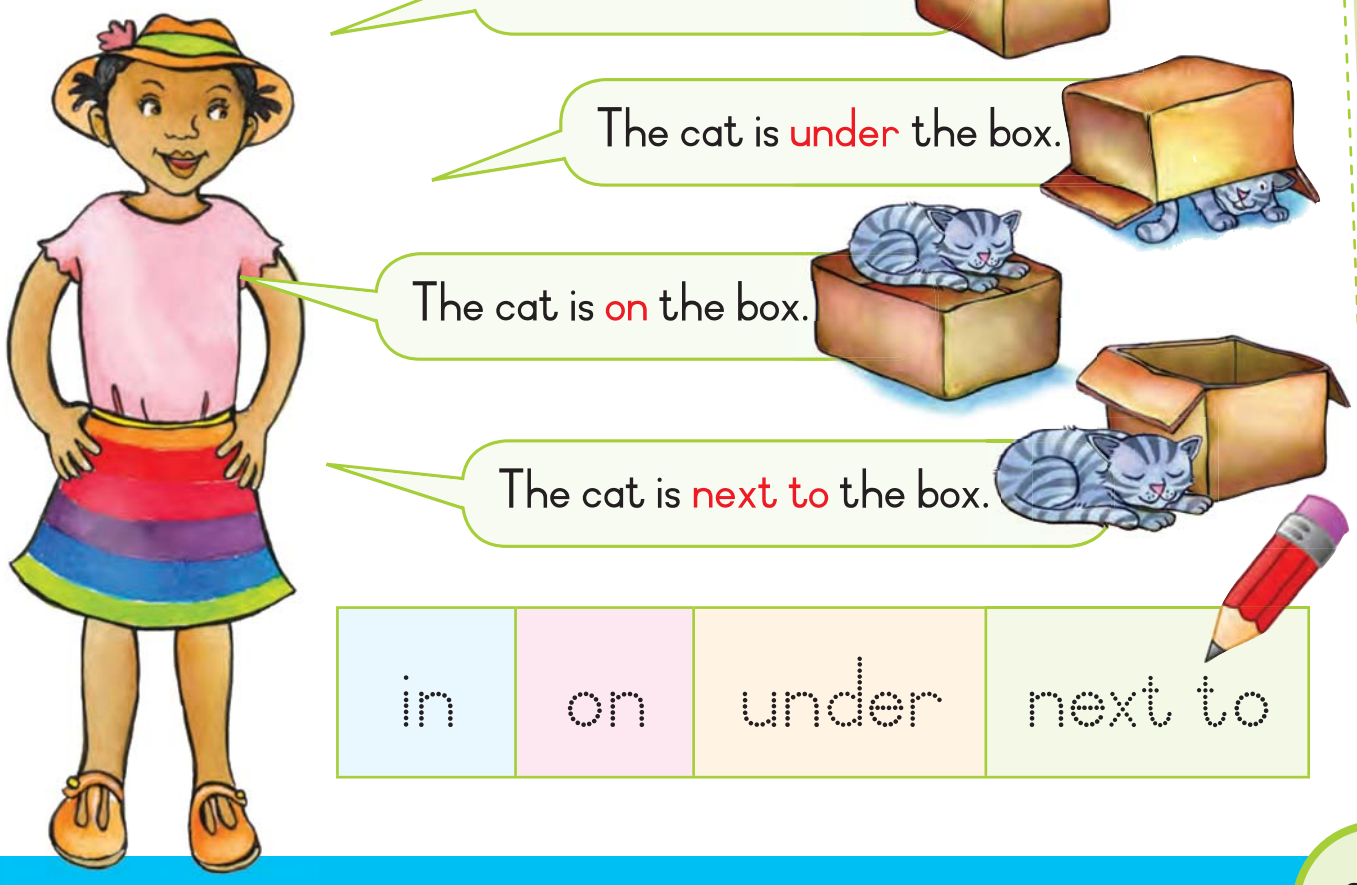


| | | | |
|---|---|---|---|
| in | on | under | next to |

# Farm animals



goat



Let's talk

What animals can you see in this picture?
Make the sound each animal makes.
Show your friend the mother animals and their baby animals.
Point to the picture and say which animals are big and which are small.

foal
goat
cow
duckling
sheep
foal
hen
piglet
lamb
kid
duck

## Let's do

Paste the stickers in the correct spaces. Say the name of each animal.



calf
horse
donkey
chicks
pig
boy
mealie
farmer
tractor
cow
sheep
pig
hen
rooster
duck
kid
horse

# 34 Old Mac Donald has a farm

Listen and say Ask 5 friends what animals they like. Say:



I like cows.

I like horses.

I like sheep.

Let's do Draw a line to show what we get from these animals.

chickens sheep bees cows











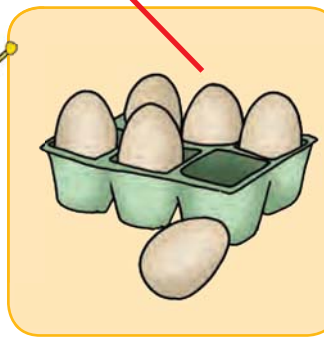





# Old Mac Donald has a farm.

Old Mac Donald has a farm, hee hi hee hi ho.
And on the farm he had some cows,
with a moo moo here and a moo moo there,
here a moo, there a moo, everywhere a moo moo.
Old Mac Donald had a farm, hee hi hee hi ho.

Old Mac Donald has a farm, hee hi hee hi ho.
And on the farm he had a dog,
with a woof woof here and a woof woof there,
here a woof, there a woof, everywhere a woof woof.
Old Mac Donald had a farm, hee hi hee hi ho.

Old Mac Donald has a farm, hee hi hee hi ho.
And on the farm he had a horse,
with a neigh neigh here,
and a neigh neigh there,
here a neigh, there a neigh,
everywhere a neigh neigh.
Old Mac Donald had a farm,
hee hi hee hi ho.



# 35 Wild animals



Let's talk

Look at the picture and talk about what you see.
What noises do these animals make?
How many monkeys can you find?
Tell your friend where they are.
Use words like on, in and under.



bird

hippo





## Let's do

Paste the stickers in the correct spaces. Say the name of each picture.



zebra



tree

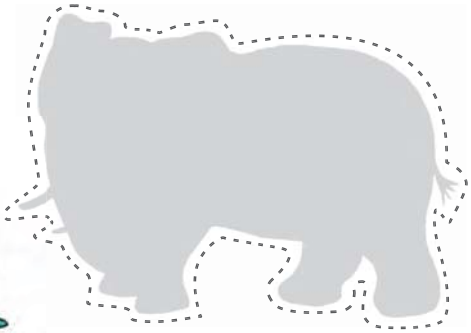

elephant

leopard





rhino



giraffe

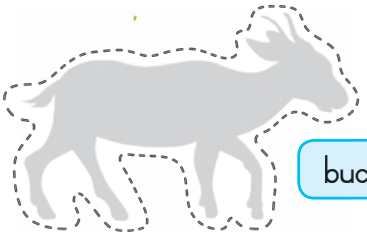

buck



lion



tortoise



monkey

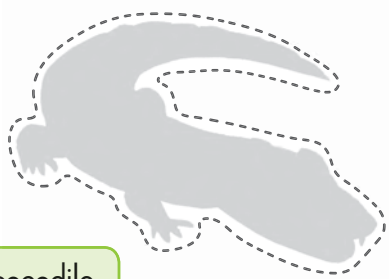

crocodile



mouse

# 36 What are these sounds?




Say the word and listen to the sound.
Then trace the letter.


bus


cat

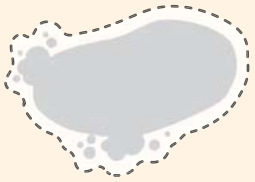
soap


bird

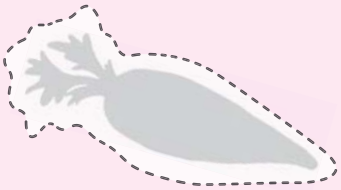
carrot


star


boy


car


snake


balloons


cake


soccer

## Let's write

Join the dots from 1–10.
Say the numbers in English.




## Let's write

What can you do?
Tick what you can do.

### I can ...

| | |
|---|---|
| I can write my name. | ✓ |
| I can use a scissors. | ✓ |
| I can draw. | ✓ |
| I can paint. | ✓ |
| I can read. | ✓ |

## Listen and repeat

Where is the duck?




| | | |
|---|---|---|
| in | on | under |

# 37 Big and small ...

## Let's draw

Draw a small animal.

Draw a big animal.

## Listen and say

The giraffe has a long neck.

The zebra has stripes.

The lion has big teeth.

## Let's talk

Name some more big animals.
Name some small animals.
What is the tallest animal you can think of?

Listen and repeat

long

short

tall

big

small

short

Let's draw

Draw something small.

Draw something big.

Draw something short.

Draw something long.

# Let's practise





Let's write

Say what you see in each box.
Then count how many there are and fill in the number.
Remember to count in English.

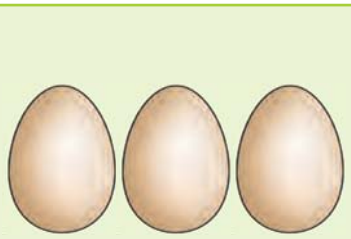





















## Let's write

Circle the odd one out and then draw a line to the correct word that says what the other things are.



vegetables



fruit



clothes



transport



animals

## Let's speak

Ask 5 friends.

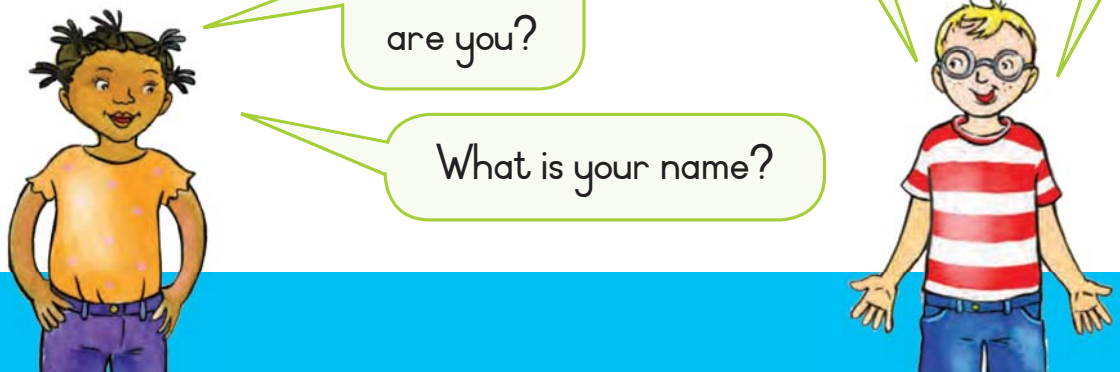

# 39 The munchy munchy caterpillar



On Monday there was a tiny caterpillar on the leaf. It ate 1 green leaf.

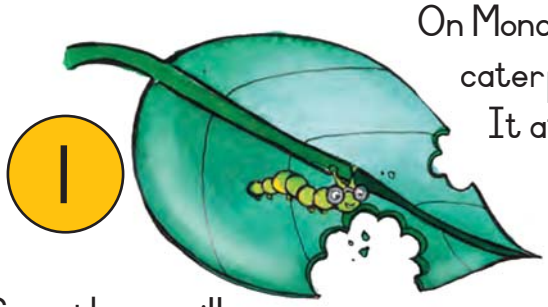


On Tuesday the caterpillar ate 2 red apples.




Soon there will be lots of baby caterpillars.




And then the beautiful butterfly laid lots of eggs.




On Sunday the caterpillar turned into a beautiful butterfly.





3

On Wednesday the caterpillar ate 3 green pears.

4



On Thursday the caterpillar ate 4 blue grapes.



On Friday the caterpillar ate 5 yellow bananas.

5

6

On Saturday the caterpillar was very, very fat.






# Well done!

## You can do lots of things ...

Name: _____

Date: _____




# ENGLISH

## First Additional Language

Term 1 & 2

This book belongs to:

# 1 Hello, what's your name?





Let's talk

Look at the picture and talk about what the children are doing.



swing

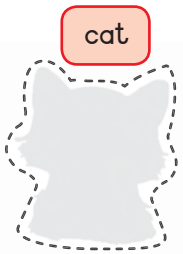

cat



## Let's do

Paste the stickers in the correct spaces. Say the name of each picture.

Can you find Tom the cat on each page?

tree

sun

bird

dog

boy

girl

kite

ball

slide

flower

Practise in pairs

My name is Sam.

boy

girl

Hello, what's your name?

My name is

Good bye.

See you tomorrow.

# 2 My name is ...



Walk and talk

Ask 5 friends.





Hello, what's your name?

My name is Jabu.



Let's do

Circle the boys in blue. Circle the girls in red.
Then say:
He is a boy. She is a girl.

boy

girl



## Let's write

Say what each of these pictures is.
Circle the picture that does not fit in each row?



| |
|---|
| animals |
| fruit |
| children |

## Let's write

Say what these pictures are and then complete the pattern.

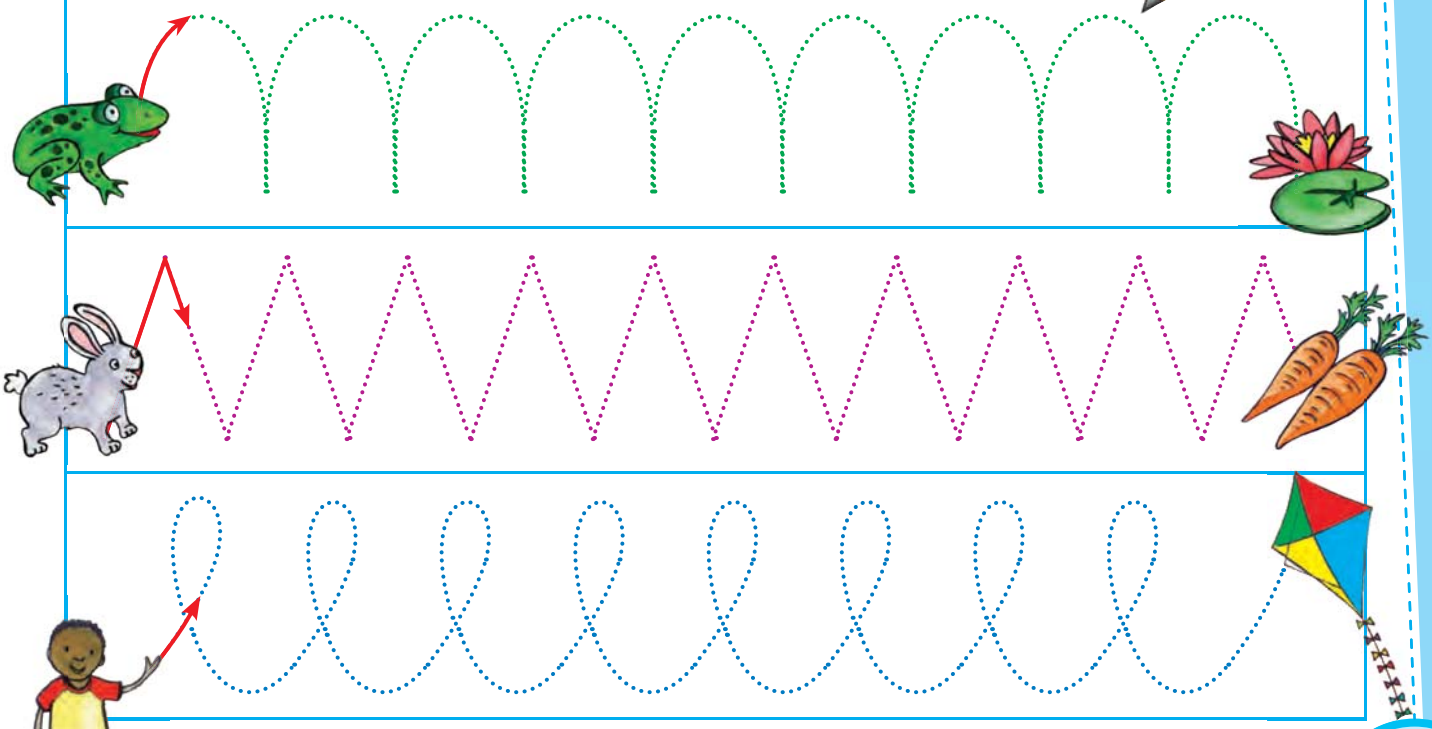

# 3 My birthday



Let's talk

Look at the picture and talk about what you see.



biscuits

juice






sweets



## Let's do

Paste the stickers in the correct spaces. Say the name of each picture.

candles

cake

balloons

present





cupcakes

table



cold drink







hat

## Numbers 1–10

| | | |
|---|---|---|
| 1 | one | ★ |
| 2 | two | ★★ |
| 3 | three | ★★★ |
| 4 | four | ★★★★ |
| 5 | five | ★★★★★ |
| 6 | six | ★★★★★★ |
| 7 | seven | ★★★★★★★ |
| 8 | eight | ★★★★★★★★ |
| 9 | nine | ★★★★★★★★★ |
| 10 | ten | ★★★★★★★★★★ |

# 4 How old are you?

Let's speak Count in English. Use your stickers to fill in the missing numbers.




Listen and repeat



## Walk and talk

Fill in your name and age. Then ask 5 friends the questions in red.



Hello, what's your name?

My name is _____

How old are you?

I am ____ years old.

## Let's write

Draw the candles to show how old you are.

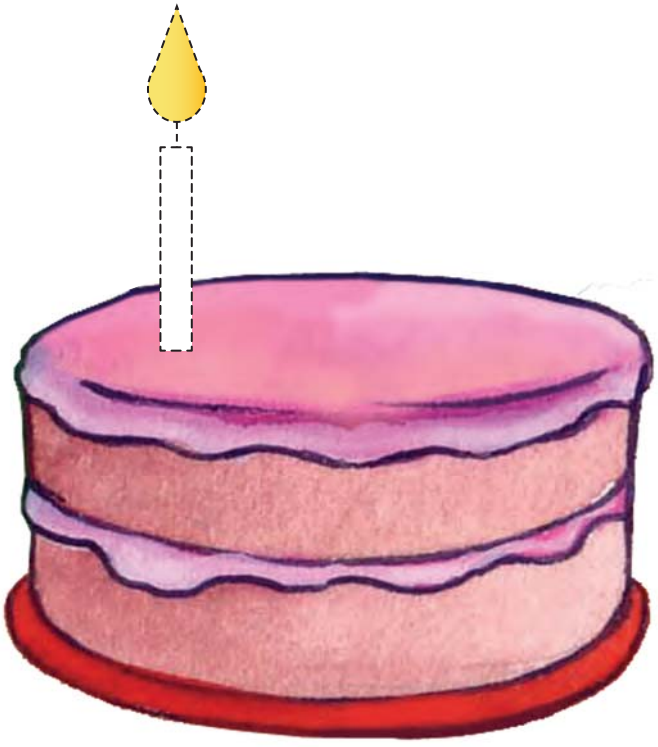




## Let's write

Write your name.

Write your age.

a b c d e f g h i j k l m

n o p q r s t u v w x y z

1 2 3 4 5 6

7 8 9 10

# 5 Numbers




Say the name of the number. Then draw a line to match the number with the correct number of pictures.

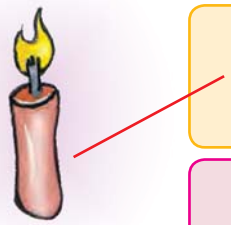



















1
2
3
4
5
6
7
8
9
10

Listen and repeat

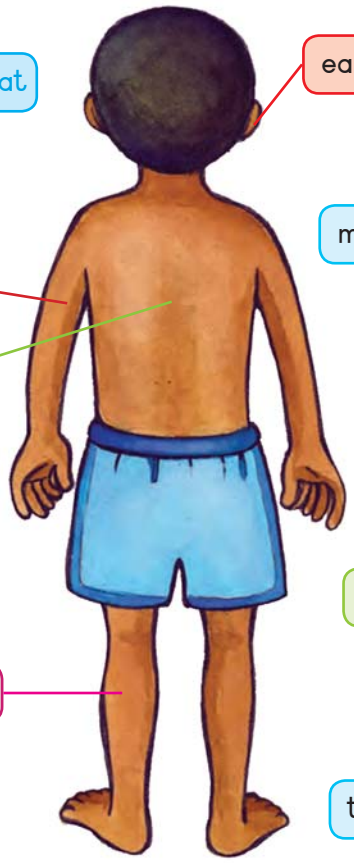


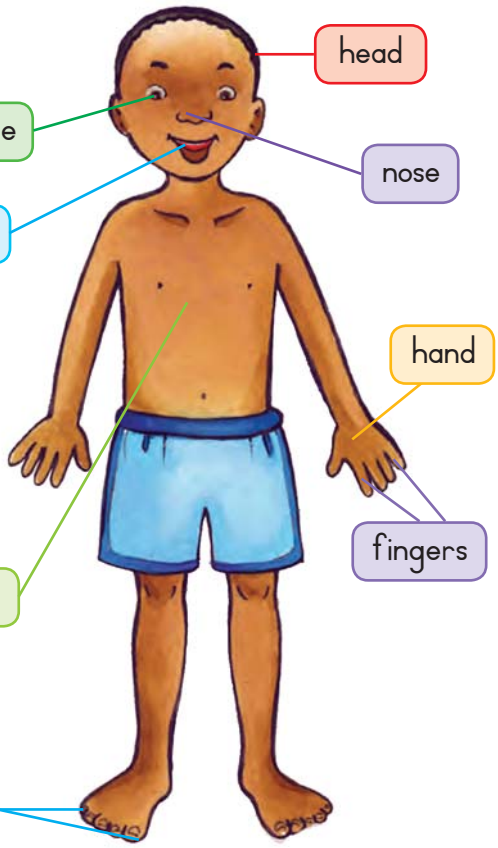


Let's sing





Heads, shoulders,
knees and toes, knees and toes.
Heads, shoulders,
knees and toes, knees and toes.
Eyes and ears and
mouth and nose.
Heads, shoulders,
knees and toes, knees and toes.







Let's do

Draw yourself.
Show your friend your picture.
Point out the eyes, nose, mouth, legs, arms, fingers and toes in your drawing.

## This is me ...





Practise in pairs

Point to your drawing and say:



This is my leg.
This is my eye.
This is my _____



Listen and repeat



## One, two ...

One, two buckle my shoe.

Three, four knock on the door.

Five, six pick up sticks.

Seven, eight lay them straight.

Nine, ten a big fat hen.









Listen and repeat

I have 1 mouth.

I have 2 legs.

I have 2 eyes.

I have 2 arms.





# 7 Clothes



Let's talk

Look at the picture and talk about what you see.



boots

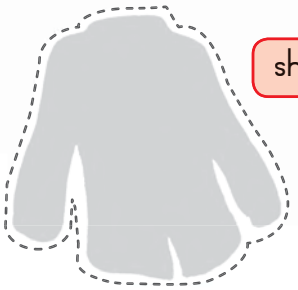

shirt

Ken

Jabu

Ann

t-shirt

scarf

jacket

Nomsa

track suit

## Let's do

Paste the stickers in the correct spaces. Say the name of each picture.




tie

skirt

dress

coat

jeans

shorts

hat

shirt

cap

shorts

soccer

## Teacher

Look at the picture and talk about what the children are wearing.

- What is Ken wearing?
- What is Nomsa wearing?
- Who is wearing clothes for warm weather?
- Who is wearing clothes for cold weather?
- What colour is Ann's shirt?
- What colour is Sam's shirt?
- What do you wear when you swim?

# Colours and clothes






Look at the clothes. Say what they are.
Circle the correct number and colour in each row.
Then say the name of the number and the colour.





2 blue socks

1 2 3 4 5





3 green shirts

1 2 3 4 5





4 yellow hats

1 2 3 4 5





5 brown shoes

1 2 3 4 5





1 red dress

1 2 3 4 5





## Let's sing



Balloons are red,
balloons are blue,
balloons are green
and yellow too.

Balloons are red,
balloons are blue,
balloons are green
and yellow too.



## Let's do

Draw.



2 red socks

3 blue shoes

# 9 Colours and clothes



Let's write

Draw a line from the balloons to the children.
Tell your friend what colour each balloon is.



Jabu Ken Nomsa Pam Sam



Let's speak

Point to different things in your class and ask your friend:



## Practise in pairs

Tell your friend what colours these are.



Blue | Red | Yellow | Green | Orange

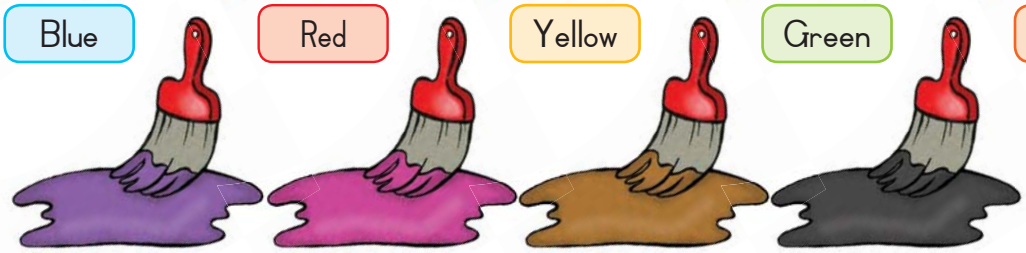

Purple | Pink | Brown | Black

## Let's do

Look at the pictures of Nomsa and Ken.
What clothes are they wearing in each picture?
What colour are their clothes?
Which clothes do your prefer?



1

2

## Let's do

My favourite colour is:



# 10 Boys, girls and monkeys

Listen and repeat

I am a girl.

I am a boy.

He is a boy.
She is a girl.
It is a monkey.
It is a dog.
It is a cat.

Let's speak Now point to each picture and say: He is She is It is



## Walk and talk

Ask 5 friends their names and ages. Say:

Hello, what's your name?

My name is _____

How old are you?

I am _____



She is a girl.

He is a boy.

## Let's sing

Five little monkeys jumping on the bed.
One fell off and bumped his head.
Mama called the doctor and the doctor said,
"No more monkeys jumping on the bed!"

Four little monkeys jumping on the bed.
One fell off and bumped his head.
Mama called the doctor and the doctor said,
"No more monkeys jumping on the bed!"

Three little monkeys jumping on the bed.
One fell off and bumped her head.
Mama called the doctor and the doctor said,
"No more monkeys jumping on the bed!"

Two little monkeys jumping on the bed.
One fell off and bumped her head.
Mama called the doctor and the doctor said,
"No more monkeys jumping on the bed!"

One little monkey jumping on the bed.
She fell off and bumped her head.
Mama called the doctor and the doctor said,
"No more monkeys jumping on the bed!"

# 11 My family



Let's talk

Look at the picture and talk about what you see.



## Let's do

Paste the stickers in the correct spaces. Say the name of each picture.

banana

apple

egg

bread

kitchen utensils

pot

milk

spoon

plate

plates

salt

fork

knife

stove

dishwash liquid

## Let's speak

This is the mother.

This is the father.

granny

This is _____.

This is a pot.

This is a glass.

This is a ____.

## Teacher

Look at the picture and talk about what you see.

- What are they eating?
- Who is cooking?
- What is the baby doing?
- How many boys are there?
- How many girls are there?

# 12 My family



Let's draw

Draw a picture of your family.

This is my family



## Listen and repeat

How many brothers and sisters do you have?



mother

father



baby



sister



brothers



grandmother

## Let's talk

Tell your friend who is in your picture. Say:

This is my mother.
This is my father.
This is my brother.
This is my sister.
This is my grandmother.
This is my friend.
This is me.



Look at your friend's picture and ask your friend:



Who is this?

## Teacher

Look at the pictures and talk about what you see.

- Point to the father?
- Point to the mother?

# 13 I am clean

Let's talk

Look at the picture and talk about what you see.



tooth brush

toothpaste

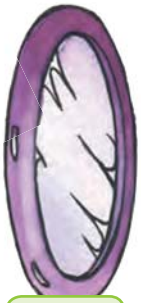

mirror



brushing



comb



brush

towel

bath

wash basin

## Let's do

Paste the stickers in the correct spaces. Say the name of each picture.

tooth brush

plug

wash basin

tissues

conditioner

shampoo

tap

soap

toilet paper

towel

shower

toilet

## Let's speak

Trace over the words and find the item in the big picture.

This is a brush.
This is a ...

brush

tap

plug

towel

toothbrush

shower

# 14 I wash myself



Let's do

Number these pictures in the correct order from 1-5 and then tell your friend what is happening in each picture.



washing



undressing



drying



dressing



playing

## Practise in pairs

Look at the pictures and tell your friend what you see.
Say:









He is washing.
He is dressing.
He is brushing his teeth.
He is brushing his hair.





## Let's do

Show your friend how you brush your hair or how you brush your teeth.
Say:

I am brushing my teeth.



I am brushing my hair.



## Let's write




What can you do?
Let your teacher tick what you can do.

### I can ...

| | |
|---|---|
| I can brush my hair. | ✓ |
| I can dress myself. | ✓ |
| I can wash myself. | ✓ |
| I can brush my teeth. | ✓ |
| I can tie my shoes. | ✓ |

# 15 At home



Let's talk

Look at the picture and talk about what you see.









## Let's do

Paste the stickers in the correct spaces. Say the name of each picture.



cup



stove



chair

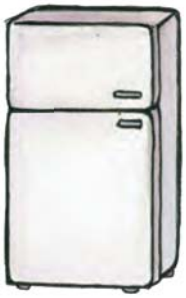

fridge



sofa



TV



pot



table



window



curtains

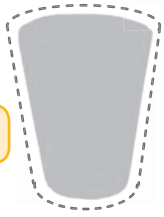

glass






## Let's speak

Ask your friend to tell you which room the different things are in. Say:

Where is the teddy?

The teddy is in the bedroom.



Where is the bath?

Where is the cat?

Where is the chair?

Where is the TV?

Where is the tap?

# 16 What we do at home

## Let's talk

Look at the picture and talk about what you see.

## Listen and repeat



He is washing.
She is reading.
It is sleeping.
She is cleaning.
He is mixing.
It is eating.



## Practise in pairs

Tell your friend what they are doing.



He is running.



She is mixing a cake.



It is eating.



She is sweeping.



It is sleeping.



He is watching TV.



They are hanging up the washing.

Let's sing

# This Is The Way



This is the way we wash our clothes,
Wash our clothes, wash our clothes,
This is the way we wash our clothes,
So early Monday morning.



This is the way we iron our clothes,
Iron our clothes, iron our clothes,
This is the way we iron our clothes,
So early Tuesday morning.



This is the way we sweep the floor,
Sweep the floor, sweep the floor,
This is the way we sweep the floor,
So early Wednesday morning.



This is the way we wash the pots,
Wash the pots, wash the pots,
This is the way we wash the pots,
So early Thursday morning.



This is the way we clean the house,
Clean the house, clean the house,
This is the way we clean the house,
So early Friday morning.



This is the way we bake our cakes,
Bake our cakes, bake our cakes,
This is the way we bake our cakes,
So early Saturday morning.



This is the way we go to church,
Go to church, go to church,
This is the way we go to church,
So early Sunday morning.

# 17 Fruit and vegetables

Let's talk

Look at the picture and talk about what you see.

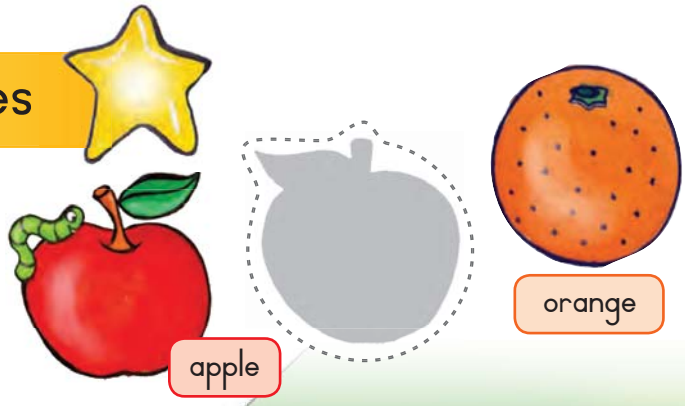




## Let's do

Paste the stickers in the correct spaces. Say the name of each picture.

## Let's speak

What fruit do you like?
What vegetables do you like?
What fruit and vegetables do you not like?
Which fruits and vegetables are yellow?
Which fruits and vegetables are green?
What is the caterpillar eating?





cabbage

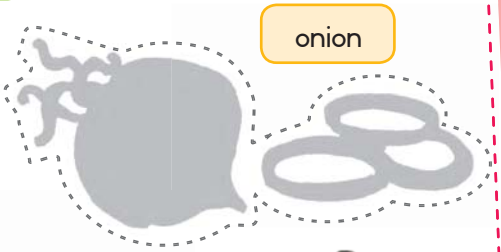
onion


bananas


spinach

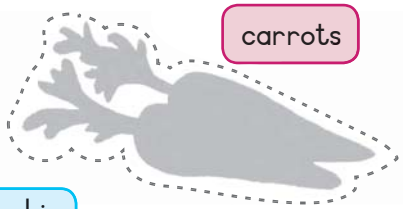
carrots


grapes

pumpkin




beetroot

tomato




beans

# 18 The food I like

**Let's write** Tick which food you like.

## I like ...

| | | |
|---|---|---|
|  ✓ |  ✓ |  ✓ |
|  ✓ |  ✓ |  ✓ |
|  ✓ |  ✓ |  ✓ |

**Let's speak** Tell your friend.

I like _____

I don't like _____



## Let's draw

Draw one fruit you like.

Draw one vegetable you don't like.

## Let's do

Trace the line to find out what fruit they like. Then say:

Jabu Ken Nomsa Pam Sam



Ken likes ...
Nomsa likes ...



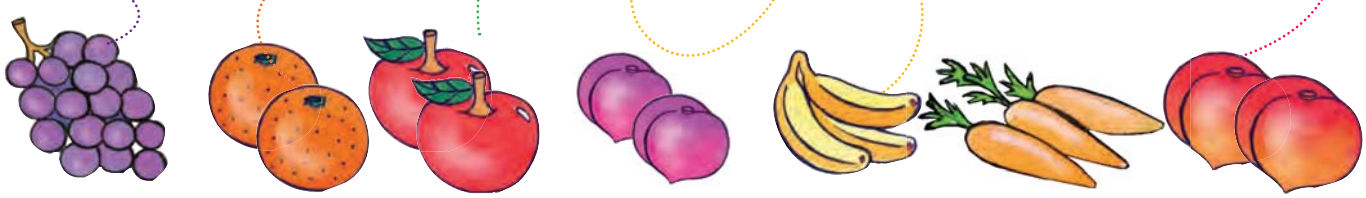

grapes oranges apples plums bananas carrots peaches

# 19 Asking at the shop



Let's talk

Look at the picture and talk about what you see.



apple

tea





Listen and repeat

Nomsa and Sam go to the shop.
They want milk.



chips



sweets

## Let's do

Paste the stickers in the correct spaces. Say the name of each picture.

mealie meal

socks

milk

sugar

umbrella

oil

money

wallet

orange

bananas

tomatoes

paraffin

## Let's do

Play shop with your friend. Say:

Please can I have ...

How much does it cost?

## Listen and repeat

Can I have an apple please.

Can I have an orange please.

Can I have a banana please.

Can I have a sweet please.

# 20 Buying clothes

Let's talk

Look at the picture and talk about the picture.



How much does it cost?

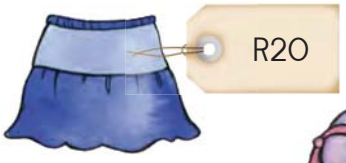














Listen and repeat



Nomsa wants a 

Can I have a red dress  please.

Ann wants a 

Can I have a skirt  please.



Let's write

Colour in the picture.

1 =
2 =
3 =
4 =




Let's write

Draw a picture of your favourite clothes.
Tell your friend what colour they are.
Are they for warm weather or cold weather?



## My favourite clothes.

# ME AT SCHOOL

## 21 Arriving at school

Let's talk

Look at the picture and talk about what you see.

car



bag

boy

school

## Let's do

Paste the stickers in the correct spaces. Say the name of each picture.

## Let's talk

How do the children come to school?
How do you get to school?

I walk to school.
Tim comes to school by bus.



# How I get to school



Let's do Trace the words and then paste in the correct stickers.






| | | | |
|---|---|---|---|
| bus | taxi | bike | car |

Listen and repeat

Tim comes to school by 



Nomsa comes to school by 

Jabu comes to school by 

Ken comes to school by 

Let's talk Ask 5 friends.



How do you come to school?
I come to school by bus.
I come to school by _____



Let's sing




The wheels of the bus go round and round,
round and round, round and round.
The wheels of the bus go round and round,
All day long.
The wipers on the bus go swish swish swish,
swish swish swish, swish swish swish.
The wipers on the bus go swish swish swish,
All day long.
The hooter on the bus goes beep beep beep,
beep beep beep, beep beep beep.
The hooter on the bus goes beep beep beep,
All day long.

# 23 Road Safety

Let's talk

Look at the picture and talk about what you see.




Let's talk

Where should you cross the road?
When can you cross at the robot?



**Let's draw** Draw a picture to show how you come to school.

I come to school by .....



**Let's do** Colour in the robot using these colours.

I stop when the robot is red.
I look left and right.

1 = red
2 = orange
3 = green






| | | |
|---|---|---|
| stop | careful | go |

# 24 Crossing the road

Let's do Do what Ann is doing.



Look left
Look right
Look left again
If the road is clear, you can cross.



Let's speak

What do these road signs tell us?




















Let's speak

Which signs are round ●?
Which are square ■?
Which are triangular ▲?

## Let's do

Use your stickers to complete this picture.



## Listen and repeat

Paste in the correct stickers. Say what colour each shape is.

| | | | |
|---|---|---|---|
| This is a square. | | These are squares. | 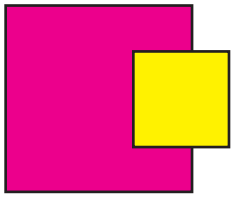 |
| This is a triangle. | 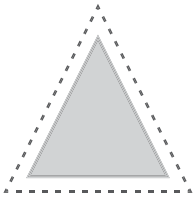 | These are triangles. | 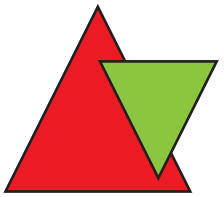 |
| This is a circle. |  | These are circles. | 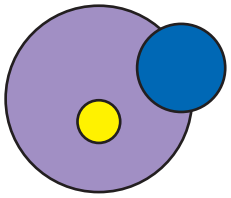 |

# 25 What I do in class



Let's talk

Look at the picture and talk about what you see.
What are the children doing?
What do you do at school?

reading

classroom

teacher

listening

cutting

reading

writing

## Let's do

Paste the stickers in the correct spaces. Say the name of each picture.



She is painting.
She is cutting.
He is writing.

book





ruler



paint

pencils



pen



pen

my name is Ann



writing



crayons




paintbrush

chair



paper



table





cutting



painting



drawing



scissors

glue






writing

# 26 My school bag



Let's do

Look at these pictures and tell your friend what is happening.



bag

A



Jabu is walking.

B

Jabu falls.



C

Ken and Nomsa help Jabu.





Let's talk

Name all the things that fell out of Jabu's bag.

## Let's talk



This is my pencil.
My pencil is red.



This is my book.
My book is blue.



This is my ruler.
My ruler is yellow.

## Let's write

Trace over these words.

pencil

books

ruler

bag

glue

scissor

pen



## Let's write

What can you do?
Tick what you can do.

## I can ...

| | |
|---|---|
| I can write my name. | ✓ |
| I can cut. | ✓ |
| I can draw. | ✓ |
| I can paint. | ✓ |
| I can read. | ✓ |

# 27 I like to play with my friends





Let's talk

Look at the picture and talk about what you see.
What are the children doing?
What do you play at school?



## Let's do

Paste the stickers in the correct spaces. Say the name of each picture.

## Let's talk

What games are the children playing?
What is Jabu doing?
What is Ann doing?
Who is skipping?
Who is jumping?
Who is running?
What games do you play at school?
Are the children happy?
What makes you happy?





slide


skip


jump


kick


hop


sing


swing

# The games we play





**Let's write** Draw a picture of your favourite game.

My favourite game is



**Walk and talk** Ask 5 friends what game they like. Say:



Do you like soccer?



Do you like netball?



Do you like tennis?



Do you like running?



Do you like jumping?

## Let's talk

What sports use these things?

tennis | rugby | swimming | netball | athletics | soccer



## Let's sing



### Two Eyes

I have two eyes to see with,
I have two feet to run,
I have two hands to wave with,
And a nose, I have just one.
I have two ears to hear with,
And one mouth to say "I love you".



## Let's write

Colour in the stars if you can do these things.

kick 

skip 

jump 

clap 

hop 

walk 

roll 

throw 

run 

# Let's practise



Let's do Tell your friend what is happening in each picture.







Let's do Help each child get home.



## Let's write

Draw 4 pictures to show what you do in the morning before you go to school.

I wake up.

I wash.

I dress.

I go to school by _____.

## Listen and repeat

Ask 5 friends what they do in the morning before going to school.



# Let's practise





## Let's write

Draw these pictures.



Draw a happy face.

Draw a sad face.



## Let's do

Tell your friend which animal is long, short big or small.

### Long or short



### Big or small





Let's sing



If you're happy and you know it clap your hands.
If you're happy and you know it clap your hands.
If you're happy and you know it
and you really want to show it,
if you're happy and you know it clap your hands.



If you're happy and you know it stamp your feet.
If you're happy and you know it stamp your feet.
If you're happy and you know it
and you really want to show it,
if you're happy and you know it stamp your feet.



If you're happy and you know it nod your head.
If you're happy and you know it nod your head.
If you're happy and you know it
and you really want to show it,
If you're happy and you know it nod your head.



If you're happy and you know it turn around.
If you're happy and you know it turn around.
If you're happy and you know it
and you really want to show it,
If you're happy and you know it turn around.

# 31 Our pets





Let's talk

Look at the picture and talk about what you see.
What pet does each child have?

## Let's do

Paste the stickers in the correct spaces. Say the name of each picture.



rabbits

hamster



dog



dog bowl

lizard



cat

Ann



fish



snake



mouse



fish



bird cage



## Let's talk

Look at the picture and talk about what you see.

What animals do you see?
What pets do you have?
What pet does Sam have?
What pet does Peter have?
What pet does Nomsa have?



How should we look after our pets?

# 32 What pets do you like?



Walk and talk

Ask 5 friends what pets they like.
Say:



Do you like birds?



Do you like fish?



Do you like dogs?



Do you like cats?



Do you like rabbits?



Do you like hamsters?





Listen and repeat

What pets do you have?

I have a fish.



I have a hamster.



I have a dog.



I have a rabbit.





I have a bird.



I have a cat.



## Let's do

Say the word and draw a line from it to the correct picture.

on | under | in | next to



## Listen and repeat

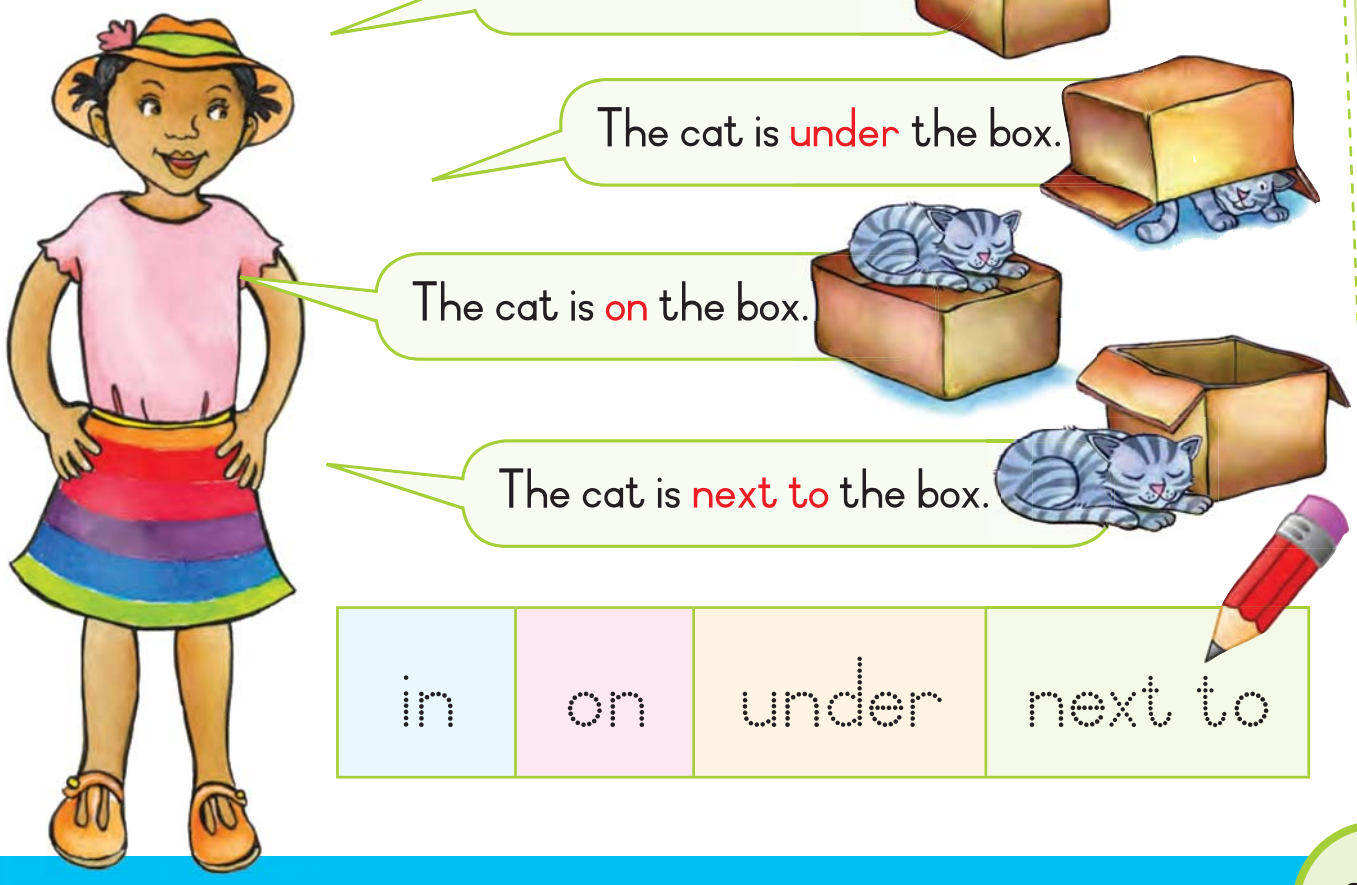


| | | | |
|---|---|---|---|
| in | on | under | next to |

# Farm animals



goat



Let's talk

What animals can you see in this picture?
Make the sound each animal makes.
Show your friend the mother animals and their baby animals.
Point to the picture and say which animals are big and which are small.

foal
goat
cow
duckling
sheep
foal
hen
piglet
lamb
kid
duck

## Let's do

Paste the stickers in the correct spaces. Say the name of each animal.



calf
horse
donkey
chicks
pig
boy
mealie
farmer
tractor
cow
sheep
pig
hen
rooster
duck
kid
horse

# 34 Old Mac Donald has a farm

Listen and say Ask 5 friends what animals they like. Say:



I like cows.

I like horses.

I like sheep.

Let's do Draw a line to show what we get from these animals.

chickens sheep bees cows











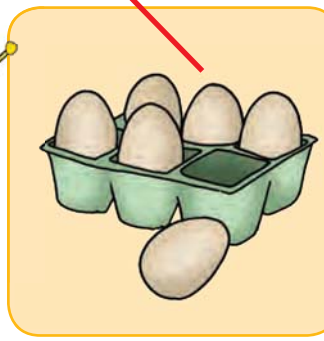





# Old Mac Donald has a farm.

Old Mac Donald has a farm, hee hi hee hi ho.
And on the farm he had some cows,
with a moo moo here and a moo moo there,
here a moo, there a moo, everywhere a moo moo.
Old Mac Donald had a farm, hee hi hee hi ho.

Old Mac Donald has a farm, hee hi hee hi ho.
And on the farm he had a dog,
with a woof woof here and a woof woof there,
here a woof, there a woof, everywhere a woof woof.
Old Mac Donald had a farm, hee hi hee hi ho.

Old Mac Donald has a farm, hee hi hee hi ho.
And on the farm he had a horse,
with a neigh neigh here,
and a neigh neigh there,
here a neigh, there a neigh,
everywhere a neigh neigh.
Old Mac Donald had a farm,
hee hi hee hi ho.



# 35 Wild animals



Let's talk

Look at the picture and talk about what you see.
What noises do these animals make?
How many monkeys can you find?
Tell your friend where they are.
Use words like on, in and under.



bird

hippo





## Let's do

Paste the stickers in the correct spaces. Say the name of each picture.



zebra



tree

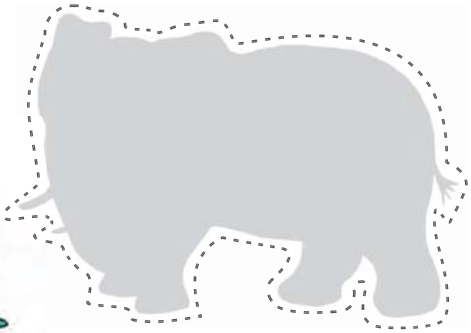

elephant

leopard





rhino



giraffe

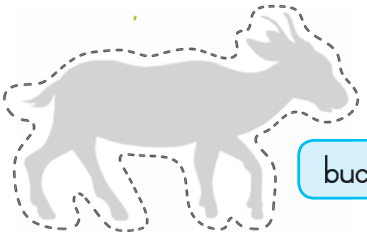

buck



lion



tortoise



monkey

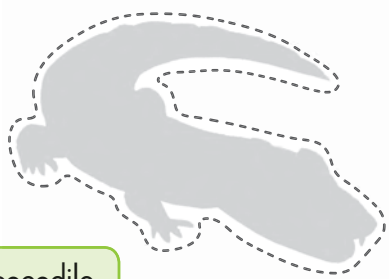

crocodile



mouse

# 36 What are these sounds?




Say the word and listen to the sound.
Then trace the letter.


bus


cat

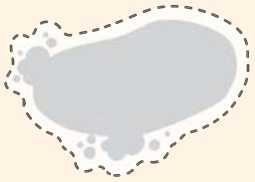
soap


bird

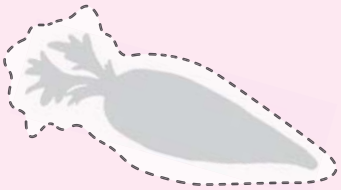
carrot


star


boy


car


snake


balloons


cake


soccer

## Let's write

Join the dots from 1–10.
Say the numbers in English.




## Let's write

What can you do?
Tick what you can do.

### I can ...

| | |
|---|---|
| I can write my name. | ✓ |
| I can use a scissors. | ✓ |
| I can draw. | ✓ |
| I can paint. | ✓ |
| I can read. | ✓ |

## Listen and repeat

Where is the duck?




| | | |
|---|---|---|
| in | on | under |

# 37 Big and small ...

## Let's draw

Draw a small animal.

Draw a big animal.

## Listen and say

The giraffe has a long neck.

The zebra has stripes.

The lion has big teeth.

## Let's talk

Name some more big animals.
Name some small animals.
What is the tallest animal you can think of?

Listen and repeat

long

short

tall

big

small

short

Let's draw

Draw something small.

Draw something big.

Draw something short.

Draw something long.

# Let's practise





Let's write

Say what you see in each box.
Then count how many there are and fill in the number.
Remember to count in English.

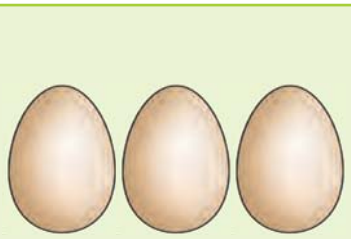





















## Let's write

Circle the odd one out and then draw a line to the correct word that says what the other things are.



vegetables



fruit



clothes



transport



animals

## Let's speak

Ask 5 friends.

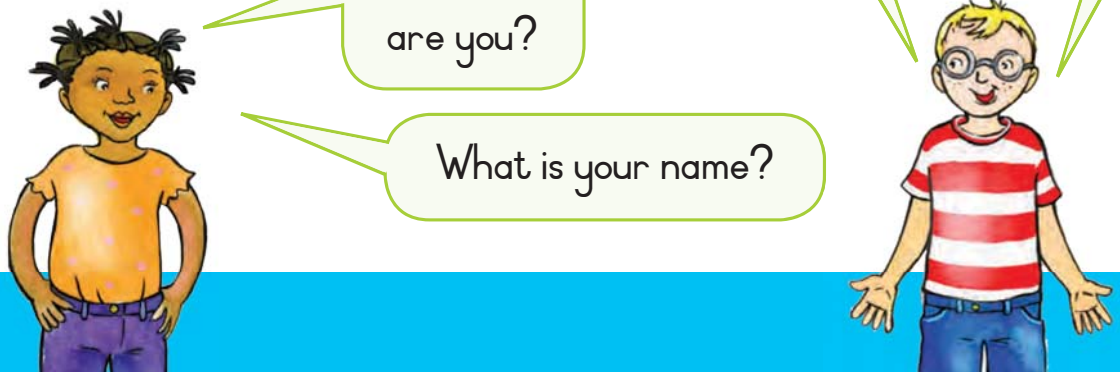

# 39 The munchy munchy caterpillar



On Monday there was a tiny caterpillar on the leaf. It ate 1 green leaf.

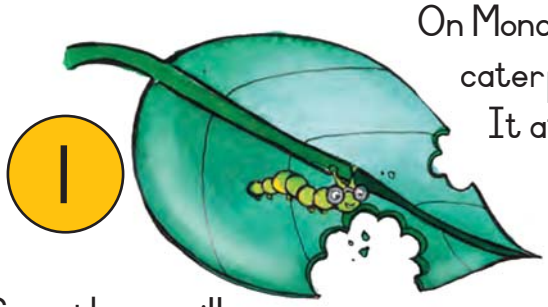


On Tuesday the caterpillar ate 2 red apples.




Soon there will be lots of baby caterpillars.




And then the beautiful butterfly laid lots of eggs.




On Sunday the caterpillar turned into a beautiful butterfly.





3

On Wednesday the caterpillar ate 3 green pears.

4



On Thursday the caterpillar ate 4 blue grapes.



On Friday the caterpillar ate 5 yellow bananas.

5

6

On Saturday the caterpillar was very, very fat.






# Well done!

## You can do lots of things ...

Name: _____

Date: _____

# STICKERS

2









3





8




7







15





14





22





23



19



34




25

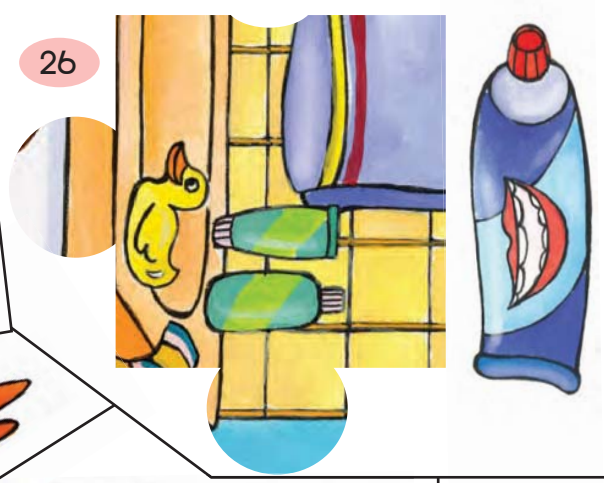
26


27


35

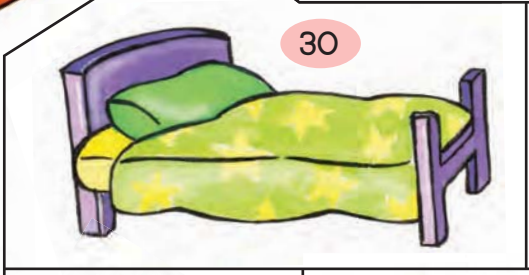
30


31


39


38


40


42




43


44

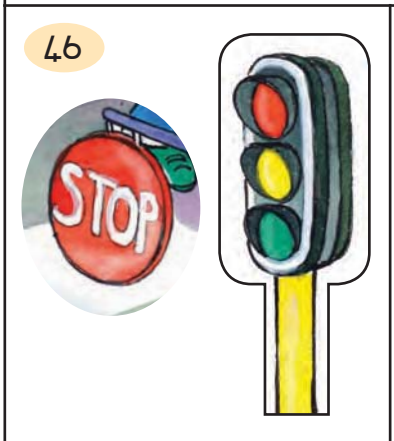
46
STOP


48
60

49

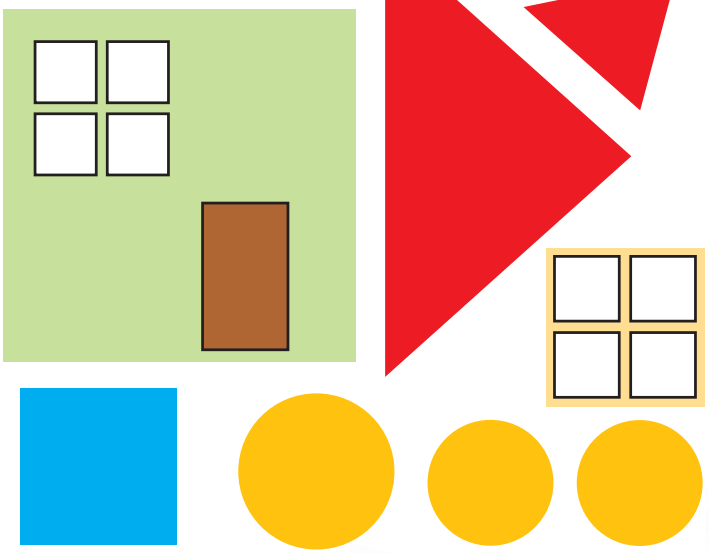

50



51





52



62



55



63







66



70





67







71
















| | | | | | | | | | | | | |
|---|---|---|---|---|---|---|---|---|---|---|---|---|
| a | b | c | j | k | l | s | t | u | a | l | a | t |
| d | e | f | m | n | o | v | w | x | e | i | e | i |
| g | h | i | p | q | r | y | z | a | o | n | o | n |



