

Mrs Angie Motshekga,
Minister of Basic
Education



Mr Enver Surty,
Deputy Minister
of Basic Education

These workbooks have been developed for the children of South Africa under the leadership of the Minister of Basic Education, Mrs Angie Motshekga, and the Deputy Minister of Basic Education, Mr Enver Surty.

The Rainbow Workbooks form part of the Department of Basic Education's range of interventions aimed at improving the performance of South African learners in the first six grades. As one of the priorities of the Government's Plan of Action, this project has been made possible by the generous funding of the National Treasury. This has enabled the Department to make these workbooks, in all the official languages, available at no cost.

We hope that teachers will find these workbooks useful in their everyday teaching and in ensuring that their learners cover the curriculum. We have taken care to guide the teacher through each of the activities by the inclusion of icons that indicate what it is that the learner should do.

We sincerely hope that children will enjoy working through the book as they grow and learn, and that you, the teacher, will share their pleasure.

We wish you and your learners every success in using these workbooks.





Rainbow WORKBOOKS

ENGLISH HOME LANGUAGE
GRADE 3 – BOOK 1
TERMS 1 & 2
ISBN 978-1-920458-27-0

THIS BOOK MAY NOT BE SOLD.

ENGLISH HOME LANGUAGE – Grade 3 Book 1

ISBN 978-1-920458-27-0



Grade 3

Name:

Class:

basic education
Department:
Basic Education
REPUBLIC OF SOUTH AFRICA

ENGLISH HOME LANGUAGE

Book 1

Terms 1 & 2

Let your fingers help you to read

Sometimes when you read, you will meet words that you won't know. When this happens, you should let your fingers help you. Each of your fingers can help you to work out how to say the word and what the word means.

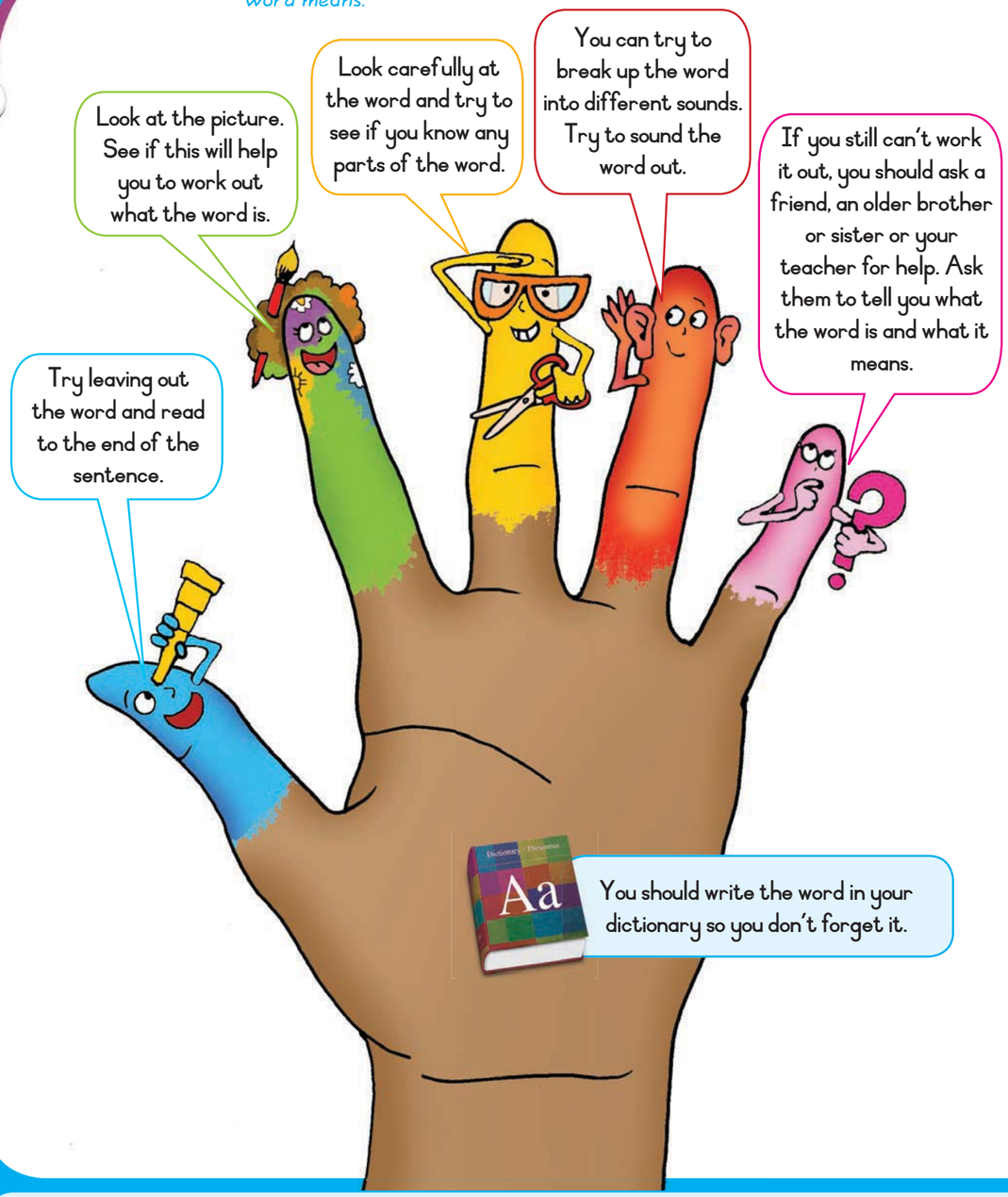

RESPONSIBILITIES OF THE YOUTH OF SOUTH AFRICA

Equity

Treat every person equally and fairly. Do not descriminate.



Human dignity

Respect everyone. Be kind and caring.



Life

All life is precious. Treat all life with respect.



Family



Honour and respect your parents. Be kind and loyal to your family.

Education

Attend school, learn and work hard. Adhere to the school's rules.



Work

Help your family with work in your home. Children must not be forced to get a job.



Freedom and security



Do not hurt, bully or intimidate others, and do not let others do so. Solve disagreements in a peaceful way.

Property

Respect the property of others. Do not damage property and do not steal.



Religion, belief and opinion

Respect the beliefs and opinion of others.



Safety



Look after the earth. Do not waste water and electricity. Look after animal and plant life. Keep your home and community clean and safe.

Citizenship



Be a good and loyal South African citizen. Obey the laws, and ensure others do as well.

Freedom of expression

Do not spread lies and hatred. Ensure others are not insulted or have their feelings hurt.



Published by the Department of Basic Education
222 Struben Street
Pretoria
South Africa

© Department of Basic Education
Third edition 2013

ISBN 978-1-920458-27-0

The Department of Basic Education has made every effort to trace copyright holders but if any have been inadvertently overlooked, the Department will be pleased to make the necessary arrangements at the first opportunity.

This book may not be sold.

Grade 3

Rainbow WORKBOOKS

Language in ENGLISH

1 Back to school 2

2 Family and friends 35

3 Travelling around 69

4 Our environment 103



This book belongs to:

_____

ENGLISH Book 1

Date:

I am back at school

Let's speak

Look at the picture and talk about what you see.



Let's read

We are happy to be in Grade 3.

"I am happy because I am going to be your teacher," said Mrs Patel.

"I know that you will work hard in Grade 3," she said.

"There are two new children. Piet and Lebo," she said.

Lebo is in a wheelchair.
We must all help her to get around the school.



The classroom is neat and clean.

There is a poster on the wall to remind us to keep the school clean.



Word work

Read the words and listen to the sounds.
Then use 5 words to write sentences of your own in your exercise book.

school	neat	wheel	children	going
fool	clean	sleep	chair	coming
cool	mean	steep	teacher	singing

Let's write

Answer these questions. The first word of the answer must start with a capital letter.
Remember to end with a full stop.

What grade are the children in now?

They are

Who comes to school in a wheelchair?

Why is there a big poster on the wall?

To remind them

Who are the two new children?

They are and

2

About my school

Let's do Talk to your friend about what sports and games you like.



Let's write Write the names of 4 of your friends in alphabetical order.

1		3	
2		4	

Word work

Now circle the names that should start with capital letters.
Look for words that are names of people or places.
Then use 5 words to write sentences of your own in your exercise book.

socks	april	shoes	durban
mrs patel	jabu	sam	beach
teacher	house	sunday	january
cape town	bike	bus	polokwane

Fun Now complete this card about yourself.

My name is _____.

I am in grade _____. I am _____ years old.

My friend's name is _____.

My favourite sport is _____.

My favourite book is _____.

Let's write

Write 2 sentences about yourself, what you like and who your friends are.

Sight words

after
around
children

Fun

Look at the poster about keeping the school clean.
Tell your friend what the poster says we should do.
You can add more sentences to the poster about not littering.
Use fancy handwriting.

Don't be a litter bug.

Be a tidy bug.

Keep your school clean.
Pick up papers.
Use the bin.

Teacher:
Sign:
Date:

Date:

Teacher has a birthday

Let's speak

Look at the picture and talk about what you see.



Let's read

Today was our teacher's birthday. She had so many candles on her cake.

After Mrs Patel blew out the candles, we sang happy birthday and we all had some cake.

We gave her a picture of a duck on a rock.

Then we all wrote our names on the birthday calendar.

Ann's birthday is in March. Bongi's birthday is in June.

Lebo's is in May.



Let's write

Answer these questions. The first word of the answer must start with a capital letter. Remember to end with a full stop.

Who had a birthday today?

Who will have a birthday in March?

Who will have a birthday in May?

Word work

Read the words and listen to the sounds.
Then use 5 words to write sentences of your own in your exercise book.

day	stay	duck	sang	cake	June
may	pay	rock	sing	make	tune
birthday	bay	rack	song	bake	tube

Let's write

Write these naming words onto the correct cards.

shoe pen Lebo Jabu Ann Cape Town Durban desk Polokwane

PERSON	PLACE	THING

My secret birthday wish

Let's do

Make a birthday card for someone you like.
Write a special message on the front of the card. Write it above the picture.
Then write a special birthday message inside.



Let's read

Read Piet's diary and talk to your friend about Piet's secret birthday wish.

Dear diary

21 March 2013

When I turn eight next month, I would like a very special birthday present. I do not want toys. I want a special day. I would like my dad to take me to see a soccer game.



Let's write

Now write your own birthday wish.

Dear diary

Date _____

Sight words

eight
would
wish



Fun

Fill in the names of all your friends in the month in which they have their birthdays.

Birthday calendar

January	February	March
April	May	June
July	August	September
October	November	December

Teacher:
Sign:
Date:

Sports day

Date: _____

5 Let's speak

Look at the picture and talk about what you see.



Let's read

"We all have to help for Sports Day," the teacher told us.

Lebo said, "I will make the poster to tell people about Sports Day."

"I can make popcorn to sell," said Bongi.

"I will help Jabu to pack the popcorn into packets," Ann said.

"I can make up the songs that we must sing," said Jabu.

"I will stand at the winning line to see who wins," said Sam.

"And I will stand at the gate to show the mothers and fathers where they must go," said Pieter.



Let's write

Break up these words into their sounds.

be/fore packets Bongi after popcorn winning

Now write them in alphabetical order.			
1		4	
2		5	
3		6	

Word work

Read the words and listen to the sounds.
Then use 5 words to write sentences of your own in your exercise book.

about	shout	wish	pack	line	where
out	show	dish	rack	mine	what
our	sheep	wash	rock	time	why

Let's write

Look at the list of jobs that must be done.
Fill in who will do each job. Say whether the job must be done before Sports Day or on Sports Day.

SPORTS DAY

What is the job?	Who will do it?	Must it be done before Sports Day or on Sports Day?
Make the poster.	Lebo	Before
Make popcorn to sell.		
See who wins the races.		
Make up the songs.		

Fun day at school

Let's do

Ask three friends what their favourite sport is.
Fill in their name and write down their favourite sport below it.

Name	Thandi			
Favourite sport	Netball			

Let's write

Number each group of words to show the right alphabetical order.

1	rat
3	rot
2	red

	hat
	hit
	hot

	rest
	rug
	red

Let's write

Do these word sums.

wheel	+	chair	=	wheelchair
wheel	+	barrow	=	
net	+	ball	=	
play	+	ground	=	

Let's write

Write three sentences about your favourite sport.

Sight words

before
could
where





Fun

Help Lebo to make a poster about Sports Day. Fill in the name of your school.
Draw pictures on the poster to show what will happen on Sports Day.
Add any other information that is missing. When you are finished show your poster to your friend.



_____ School

SPORTS DAY

Have fun at school on Saturday 5 March
Starts at 10h00

Teacher:
Sign:
Date:

Date:

Sports day is washed away

Let's speak Look at the picture and talk about what you see.



Let's read

Everyone was having a good time at the school sports. It was a warm, sunny, summer day. Our mothers and fathers were singing. We were running and winning. Everyone was having a wonderful time.

And then it started to rain.
The thunder was very loud.
It rained so much we were all cold and wet in our shorts. The wind blew and our posters were torn. We ran into the classrooms and waited.
When the rain stopped we all went home.



Let's write

Draw a line to show which is the long form of these words.

it's	cannot
I'm	it is
we're	I am
can't	we are

Word work

Read the words and listen to the sounds.
Then use 5 words to write sentences of your own in your exercise book.

having	singing	running	rain	shorts
dancing	eating	winning	wait	sports
racing	jumping	planning	again	torn

Let's write

Answer these questions. The first word of the answer must start with a capital letter. Remember to end with a full stop.

What stopped the Sports Day?

Where did everyone run to?

Do you think they listened to the weather report? Why?

Write a good heading for this story.

After sports day



Let's do

Do a role play of what happened at the Sports Day when it started to rain.





Let's write

Write what they are saying, using the correct speech marks.





It's starting to rain.

Ann said, "It's starting to rain."



I can run very fast.

Jabu said, "_____."

Bongi said, "_____."

I like to play netball.





Go into the classroom until the rain stops.

Teacher said, "_____."

Let's write

Write about what happened on Sports Day.



Fun

Help to plan a Sports Day.
Write your ideas in each box in the mind map.

SPORTS DAY planning

Egg and spoon race
* remember:
- boiled eggs
- spoons

Remember

Date:
Time:

What to eat?

What to do if it rains?

Who will help?

Sight words

stopped
it's
I'm
every

Teacher:
Sign:
Date:

Date:

The school shed is on fire

Let's speak

Look at the picture and talk about what you see.

Let's read



Today when we were in class we smelled smoke.

Ben the dog started to sniff.

What was that smell?



We wanted to go out to see but our teacher told us we couldn't go out. We had to stand together in a line under the trees.

Then we saw the shed burning. We felt afraid. Teacher phoned 10177.



Six firemen came to put the fire out. They had big belts and choppers and they wore masks.



They came in a bright red fire engine. They used a thick hose and put the fire out. Our shed was saved.

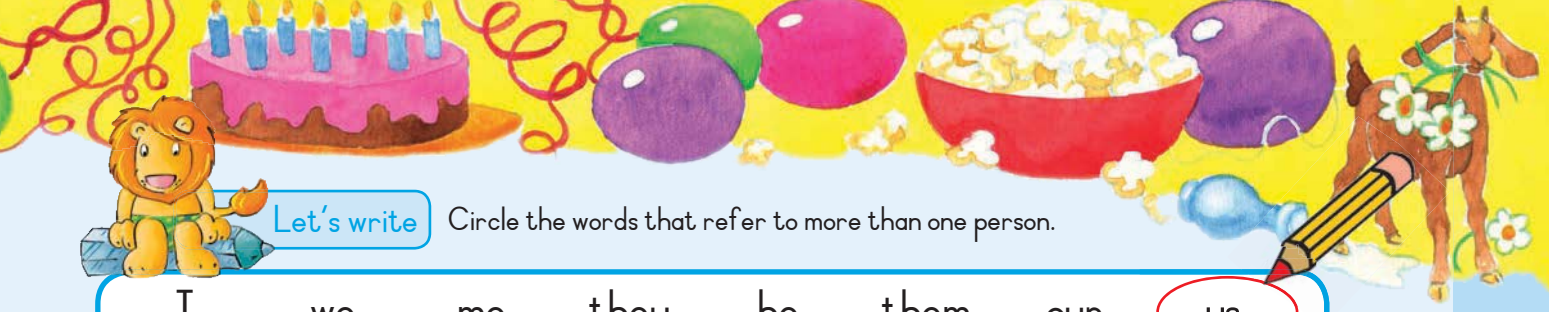

Let's write Circle the words that refer to more than one person.

I	we	me	they	he	them	our	us
she	you	him	her	their	his	mine	your

Choose and then circle the correct word. **Let's write**

She	is	are	running.
Bongi	is	are	the winner.
They	is	are	at school.
The children	is	are	at sports.
He	is	are	reading.
Sam	is	are	playing.

Word work Read the words and listen to the sounds.
Then use 5 words to write sentences of your own in your exercise book.

belt	bright	that	they	who
melt	right	there	this	why
felt	fright	then	the	where

Let's write Answer these questions. The first word of the answer must start with a capital letter. Remember to end with a full stop.

What was burning?

How many firemen came to put the fire out?

Why did the teacher say the children must stand in a line under the tree?

What is the phone number for the fire brigade?

Nn Oo Pp Qq Rr Ss Tt Uu Vv Ww Xx Yy Zz

Fire safety ...

Let's do Number these pictures to show the right order.









Let's write Write I sentence about each picture.

Let's write

Fill in the correct punctuation marks.

Use a question mark [?] or an exclamation mark [!] or a full stop [.].

Stop that noise	!
Help, the shed is on fire	
When was the fire	
Where is the fire	
How did they put the fire out	



Sight words

today
together
couldn't
should

Word work

Now underline the words that should start with a capital letter.
Then use 5 words to write sentences of your own in your exercise book.

bongi	tumi	january	wednesday	march
cape town	sam	monday	east london	cat
frog	ruler	play	johannesburg	sunny
peter	jabu	pen	polokwane	pencil

Fun

Help the firemen find their way to the red, green and yellow houses.









Teacher:
Sign:
Date:

Nn Oo Pp Qq Rr Ss Tt Uu Vv Ww Xx Yy Zz

Date:

Library day

Let's speak Look at the picture and talk about what you see.



Let's write Find and circle words with the sh-sound.

Today we rushed to the library after school.

We pushed Lebo in her wheelchair. It was quite heavy to push.

There were so many books in the library.

I liked a book about a horse.
It was a special horse that could fly.

Bongi took a book about baking a cake. She likes baking.

Rob said he was too short to reach the top shelf.

Ben had to sit outside the library.
He was not allowed into the library.

Poor Ben. No dogs allowed.



Let's write

Match the words on the left with the words on the right to make a sentence.

He did not go to school because		it was a sunny day.
I wore a jersey because		it looked like rain.
I took an umbrella because		he was sick.
I played outside because		it was cold.

Word work

Read the words and listen to the sounds.
Then use 5 words to write sentences of your own in your exercise book.

push	wish	she	shook	what
dish	wash	shelf	shake	whose
rush	dish	short	shock	why

Let's write

Answer these questions. Remember to end with a full stop.

Why did Ann struggle to push the wheelchair?
Because it
Why couldn't Rob reach the top shelf?
Because he
Why did Bongi take a recipe book?
Because she
Why did Ben have to sit outside?
Because he

Reading books

Let's do

Write the title of a book that you liked.

Draw a picture to show what the book was about.

Author:

Let's write

Write a paragraph saying what the book was about.

Let's write

Match each word in the yellow box with a word in the blue box that rhymes with it.

day		rang
she		about
out		we
sang		may

fly		make
cake		cry
June		dish
fish		tune

Sight words

when
yourself
now
today

Fun

Draw signs for each of the following and then explain your sign to your friend.

No dogs allowed.

No vuvuzelas allowed.

No cell phones allowed.

No goats allowed.

Teacher:
Sign:
Date:

13

Date:

Things we like

Let's speak

Look at the picture and talk about what you see.



Bongi shows us how to make popcorn.

Let's read

The popcorn maker



What you need

2 tablespoons of oil
Half a cup of popcorn
Salt

What you must do

Pour the oil into the pot.
Put the popcorn into the pot.
Put the lid on the pot.
Put the pot on a hot stove. Be careful that you do not burn yourself.
Listen to the popcorn popping.
When it stops popping, open the pot.
Switch off the stove.
Put the popcorn in a dish and sprinkle with salt. Shake the dish.
Eat and enjoy.

Let's write

Find and circle the correct answer.

How much oil do you need?	
A	One tablespoon
B	Two tablespoons
C	Three tablespoons

What else do you need?	
A	Popcorn
B	Popcorn and salt
C	Banana

Why must you be careful when you make popcorn?

How will you know when the popcorn is ready?

Word work

Read the words and listen to the sounds.
Then use 5 words to write sentences of your own in your exercise book.

oil	dish	shake	eat	heat
boil	fish	shy	meat	stream
soil	wish	should	lean	mean

Let's write

How does it taste?
Find and circle the correct answer.



A	sweet
B	sour
C	bitter
D	salty



A	sweet
B	sour
C	bitter
D	salty



A	sweet
B	sour
C	bitter
D	salty

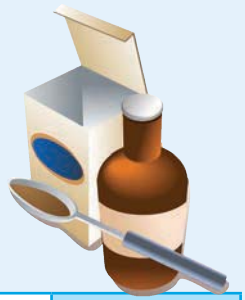

A	sweet
B	sour
C	bitter
D	salty

Who likes what?

What is your	favourite day of the week?	favourite sport or game?	favourite book?
Name			
Friend's name			
Friend's name			



Let's write Draw a line that joins the sentence in the blue box to a sentence in the yellow box.

It looked like it was going to rain.	I phoned the fire brigade.
It looked like it was going to be cold.	I took my jersey to school.
I was going to play soccer.	I fetched the ladder.
The bus was on fire.	I sliced the bread.
The cat was in the tree and could not get down.	I took my umbrella to school.
I wanted to make a sandwich.	I made a birthday card.
It was my friend's birthday.	I fixed the fence.
The goat came through the broken fence.	I took my soccer boots to school.

Let's write

Fill in your favourite things.
Now ask two friends about their favourite things.

favourite food?	favourite radio or TV programme?	favourite person?

Sight words

going
down
Saturday
Sunday

Fun

Write your own recipe.

Recipe for _____

What I need _____

_____

What I must do _____

_____

_____

_____

_____

Teacher:
Sign:
Date:

Date: _____

A strange visitor at our school

Let's speak Look at the pictures and talk about what you see.

Let's read









BEGINNING OF THE STORY

We were busy working in class today. While we were reading and writing in our books Bongi said her lunch was stolen, but we did not see anyone come into the classroom.

MIDDLE OF THE STORY

Then Sam said his book was torn although we never saw anyone touch his book.
Later we saw that teacher's bunch of flowers was gone and we wondered what happened to it.

Then we saw who did it.
A big goat came into the school, because the fence was broken.
He was hungry and so he started eating everything he found.

END OF THE STORY

Luckily Ben, the dog, chased him away. He ran after him on the road.

Afterwards we all helped to fix the school fence.

Let's do

Role play the story about the goat coming to school.



Word work

Read the words and listen to the sounds.
Then use 5 words to write sentences of your own in your exercise book.

road	goat	brunch	such	class
toad	coat	lunch	much	glass
oats	coal	munch	crunch	hiss

Let's write

Answer these questions. The first word of the answer must start with a capital letter.
Remember to end with a full stop.

Name three things the goat ate.
1.
2.
3.
How did he get into the school?
Who chased the goat away?
Think of a good title for this story and write it here.

The school goat

Let's write

Number these pictures in the right order.
Then write a sentence for each picture.









Fun

Write your own story on a piece of paper. It must have a beginning, a middle and an end.
Ask your friend to help you correct it. Now you are going to make your own book. Cut out the next page.
Fold the page to make a book. Write the title of the book on the cover. Put your name under the title,
because you are the story writer. Draw a picture on the cover. Now write your story into the book.

BACK COVER



ABOUT THE WRITER

Write your name

Your age

Where you live

8

COVER

Draw picture here.

Write the title of the book here.

Fill in your name (you are the writer).

1

STEP 2. fold on the dotted line

STEP 3. Staple on this side

STEP 4. cut on the solid line after you have stapled your book

STEP 1. fold on the dotted line

5

Continue with your story here.

Draw picture here.

4

Write the middle of your story here and on page 5.

Draw picture here.

Draw picture here.

Start writing your story here and continue on page 3.

2

Draw picture here.

Finish your story.

7

3

Continue with your story here.

Draw picture here.

6

Write what happens at the end of your story.

Draw picture here.


2

Date:

My favourite cousin

Let's speak Look at the picture and talk about what you see.



1 Section BB
Fruit Tree Road
Riverland
5 March 2013

Dear Bongi

How are you, my cousin? I keep thinking about when you visited us last school holidays. I remember how we played in the river looking for baby frogs. Can you remember the day we went up the tree and we picked apricots? I was so afraid that I would fall, but in the end it was fun. I also liked the way you did my hair.

Now we are back at school. We are practising for a school concert. It would be so nice if you could come. I am doing a traditional dance and my brother is playing the drum.
I wish that you could come and visit us again soon.
Your cousin,

Dumi



Let's write

Read the story and then answer each question.
The first word of the answer must start with a capital letter.
Remember to end with a full stop.

Who wrote the letter?
Who is the letter to?
On what date did she write the letter?
What was the letter about? Write down two things.
1.
2.
What will Dumi do in the school concert?

Sight words

looked
called
asked

Word work

Read the words and listen to the sounds.
Then use 5 words to write sentences of your own in your exercise book.

where	what
when	who
why	wheel



visit	visited
like	liked
pick	picked

looking	dancing
playing	drumming
doing	practising

My cousin

Let's speak

Talk to your friend about some of the things you do when you play with other children. Do you play any games that can be dangerous? Talk about the news you have about your family and school.

Let's write

Write a letter to your cousin. Say what you are doing at school and give some news about your family.

Fill in your own address _____

_____

_____

Fill in today's date _____

Dear _____

_____

_____

_____

_____

_____

_____

_____

Love,

_____ Fill in your name

Fun Draw your family tree. Fill in the names of your family members.

Cousins

Cousins

Uncles

Aunts

Brothers

Sisters

Brothers

Sisters

My grandparents

My parents

My grandparents

Family tree

My Family Photo

Teacher:
Sign:
Date:

Nn Oo Pp Qq Rr Ss Tt Uu Vv Ww Xx Yy Zz

Date:

A family visit

Let's speak

Look at the picture and talk about what you see.



Let's read

Dumi's mother is sick, so Bongi and her mother will visit her. They will go by taxi. Bongi is excited because she is going to visit her cousin, Dumi.

They pack their clothes. Bongi gets a present for Dumi and she makes a get well card for Dumi's mother.

They will stay there for two days.

They will go by taxi. They will drive at night when the moon is bright.

The taxi has good lights.

Tomorrow Dumi and Bongi will play with the other children in the river and pick fruit to eat.



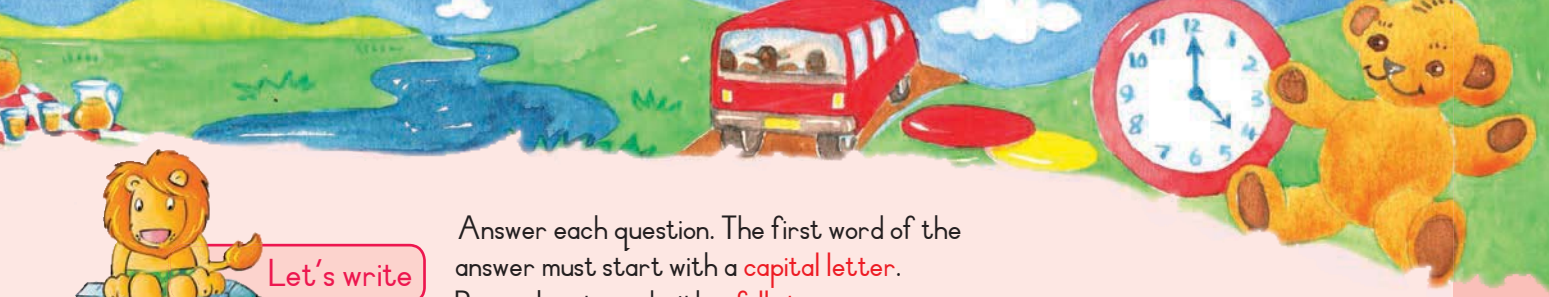

Let's write

Answer each question. The first word of the answer must start with a capital letter. Remember to end with a full stop.

Where is Bongi going?

Who is Bongi going with?

Why are they going to visit Dumi?

What will Bongi do at Dumi's house?

How will they travel?

When will they travel?

Sight words

river
going
jumped



Word work

Read the words and listen to the sounds.
Then use 5 words to write sentences of your own in your exercise book.

night	fright	sick	sack	stay	may
bright	right	kick	back	play	say
light	might	pick	pack	day	ray

Nn Oo Pp Qq Rr Ss Tt Uu Vv Ww Xx Yy Zz

On my way to visit my cousin



Let's do

Make a get well card for someone you know who is sick.
Write the person's name on the front of the card. Write it above the picture.
Then write a special get well message inside.









Let's write Rewrite each of these sentences, starting with Tomorrow.



I eat my food.
Tomorrow I will eat my food.
We drove to Dumi's house.
Tomorrow we will
I play with Dumi.
Tomorrow I
We go in the taxi.
Tomorrow we

Aa Bb Cc Dd Ee Ff Gg Hh Ii Jj Kk Ll Mm

Let's write

Write a sentence saying what makes you feel happy, sad, angry and afraid.

	What makes you feel happy?
	What makes you feel sad?
	What makes you feel angry?
	What makes you feel afraid?

Fun

Tell your friend how to get to Dumi's house.
Say when they must turn left or right.
Say what places you go past.

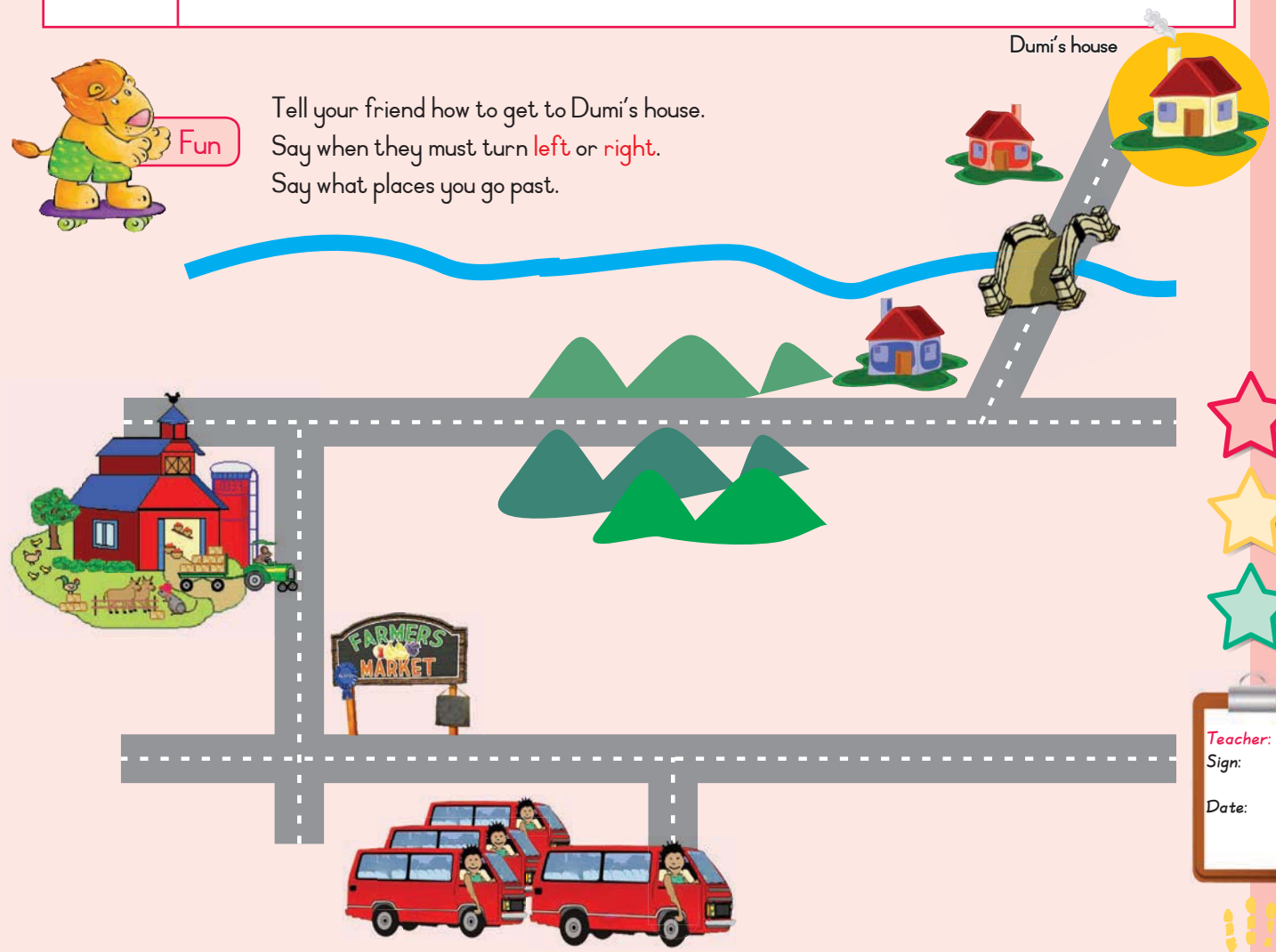

Teacher:
Sign:
Date:

Date:

We get there at last

Let's speak

Look at the picture and talk about what you see.



Let's read

At last the taxi arrived at Dumi's house.

It was already 8 o'clock that night. "At last we are here," said Bongi, and she turned the door knob.

Bongi was very glad to see her cousin. "Hi Dumi," Bongi screamed.

"Come and see the baby frogs in the river," Dumi shouted.

"No, no!" said Dumi's mother, "You must both please sit and eat."

"I want to climb in the tree house at the park," Bongi screamed.

"No, you can't climb the tree now. It's too late.

You must sit and eat," called her mother.





Let's write

Answer each question. The first word of the answer must start with a capital letter. Remember to end with a full stop.

What time did the taxi arrive at Dumi's house?
What did Dumi want to do first?
What did Bongi want to do?
What did her mother want her to do?

Let's write

Find the words in the story with these sounds and fill them into the correct column.



ee	ea	oo

Sight words

something
know
called



Word work

Read the words and listen to the sounds.
Then use 5 words to write sentences of your own in your exercise book.

shout	call
spout	ball
about	fall

dark	eat
park	scream
mark	please

What we did together



Let's do

Do a role play of Dumi and Bongi wanting to go and play.
Show Dumi's mother saying they must eat before they can go and play.



Let's write Rewrite these sentences using the correct punctuation.



bongi and dumi play on saturday

sam turns six in june



Let's write Rewrite these sentences, starting with Yesterday.
Use these words to help you.

was | played | were | baked | cooked

I am at school.
Yesterday I
I play with my friend.
Yesterday I
He cooks an egg.
Yesterday he
She bakes a cake.
Yesterday she
We are at school
Yesterday we





Running to Dumi's house

Who will get to Dumi's house first? Flip a coin. If you get heads you can move 2 blocks forward. If you get tails you can only move 1 block towards Dumi's house. The one who gets to Dumi's house first is the winner. When you land on a word, you must read the word. In each of these words there is a silent sound. See how many words you can read correctly.





Teacher:
Sign:
Date:

Date:

The lost teddy bear

Let's speak Look at the pictures and talk about what you see.



Let's read Read the story. Then circle the words that end in -y and -ing.

I was happy at Dumi's house. Dumi gave me a beautiful present. She gave me a teddy bear. It was soft and cuddly.

Then, we travelled home by taxi. While we were driving in the taxi it started to rain. The sun was gone and it was very cold. My mother wrapped me in a warm blanket.

We ran in the rain from the taxi to the house. Then I realised that my teddy was missing. I imagined him in the taxi going off somewhere. I started to cry. I wanted to go to the taxi to look for him.

But then we found him wrapped up in the blanket. He was safe after all.





Let's write

Read the story and then choose the right answer.



What is Bongi?	
A	Bongi is a girl.
B	Bongi is a boy.
C	Bongi is a teddy bear.



Sight words

found
missing
inside
off

What is the story about?	
A	Bongi playing with a friend.
B	Bongi running in the rain.
C	Bongi losing a teddy bear.

What was the weather like in the story?	
A	It was a hot day.
B	It was hot, then cold and raining.
C	It rained all day.

Now write answers to these questions.

How did Bongi feel when she thought that her teddy was missing?

How do you know?

Where did she find her teddy?

Word work

Read the words and listen to the sounds.
Then use 5 words to write sentences of your own in your exercise book.

soft	happy	teddy	missing	hopping
left	pretty	cuddly	messing	skipping
cleft	fluffy	ugly	hissing	jogging

Finding things

Let's do Number these pictures to show the right order.









Let's write Write one sentence for each picture.



Let's write

Match the present and past tenses of these words.
Draw lines to join the pairs.

danced

drove

talk

talked

cried

came

walk

play

dance

drive

think

thought

cry

walked

played

come



Fun

Spot the differences.





Teacher:
Sign:
Date:

Date:

Tumi gets lost

Let's speak

Look at the pictures and talk about what you see.







Let's read

Bongi and Ann were looking after Bongi's sister, Tumi. Tumi is four years old.

Tumi was playing with Ben the dog.

Then, Bongi and Ann noticed that the door was open.

Tumi and Ben were gone.

The girls ran down the street looking and calling for Tumi as they went.

They were afraid because it was getting dark.

When they reached the corner they found Tumi and Ben sitting with a lady who was selling food.

Tumi and Ben were eating a cake.

Let's write

Read the story and then answer each question.
The first word of the answer must start with a capital letter.
Remember to end with a full stop.

Who was lost?
Why were Ann and Bongi afraid?
They
When did they find Tumi?
They
Where did they find Tumi?
They
What was Tumi doing when they found her?
She

Word work

Read the words and listen to the sounds.
Then use 5 words to write sentences of your own in your exercise book.

ray	play	street	week	reach
pray	day	meet	creep	read
way	stay	need	weep	eat

Let's write

Underline the doing word or action words in each sentence.
Then write yesterday, today or tomorrow, to show when the action should take place.

They <u>will ride</u> to school.	Tomorrow
He cooked food for us.	
We will plant vegetables.	
He is writing in his book.	

Sight words

afraid
door
looked

Child safety

Let's write Write a story about a time when you were lost.

Let's write Circle the correct word.

I want/wants ice cream.	We was/were playing soccer.
He want/wants water.	You are/is good.
She go/goes to school.	They want/wants to go home.

Let's write Number these sentences to show the order of the story.



- [ ] They found Tumi.
- [ ] They went to look for Tumi.
- [ ] Tumi got lost.
- [ ] Ann and Bongi were looking after Tumi.

Fun

Help Ann and Bongi to find Tumi.





Teacher:
Sign:
Date:

Date: _____

Our grandfather's birthday picnic

Let's speak

Look at the picture and talk about what you see.



Let's read

What: Grandfather's Birthday Picnic

When: 30 April 2013

Where: A picnic at the Blue Gum River Park

What time: The bus will leave at 10 o'clock from the Community Hall and will bring you back at 5 o'clock.

What must you bring?

- ☐ Please bring your swimming costume.
- ☐ Please bring a ball to play with.
- ☐ Please bring your own cold drink.
- ☐ Please bring some meat to braai.



Let's write

Read the story and then answer each question.
The first word of the answer must start with a capital letter. Remember to end with a full stop.

Why will there be a picnic?

Where will the picnic be?

At what time will the bus pick them up?

What will they eat at the picnic?

What will they play?

Sight words

what
why
will
they

Word work

Read the words and listen to the sounds.
Then use 5 words to write sentences of your own in your exercise book.

grandfather	bring	drink	play	clock
grandmother	braai	drive	please	click

Let's write

Write questions starting with these words.
Remember to end with a question mark.

When

Where

Who

Parties and picnics



Let's do

Ask four friends these questions and fill in their answers.



What is your name?				
Where do you live?				
When were you born?				
Who is your best friend?				
What is your favourite colour?				



Let's write

Circle the words that are in the past tense.



go	eat	ate	play	played
drink	drank	drive	drove	went

Now draw a line to match the words in the yellow column with those in the pink column.

Tomorrow I will		Yesterday I
drink		went
drive		played
eat		drove
play		ate
go		drank

Let's write

Write these sentences in the past tense, starting with Yesterday.
Use these words to help you.

ate	played	drove

We will eat meat.

Yesterday

We will drive in a bus.

Yesterday

We will play ball.

Yesterday

Let's write

Number each group of words to show the right alphabetical order.

1	hand
3	house
2	hide

	bed
	bit
	bad

	pain
	pen
	pig

Fun

Write an invitation to a party.

1. Say whose birthday it will be.
2. Say when the party will be.
3. Say what time the party will start.
4. Say where the party will be.

★HAPPY BIRTHDAY!★

1. Name:

2. Date:

3. Time:

4. Place:

Teacher:
Sign:
Date:

Date:

A healthy family

Look at the picture and talk about what you see. Let's speak

Let's read

My busy day

6:30	Woke up
6:45	Washed
7:00	Ate breakfast
7:15	Brushed my teeth
7:30	Walked to school
8:00	Worked hard in class
1:00	Played
2:00	Had lunch
3:00	Watered the vegetable garden
4:00	Did homework
6:30	Ate supper
7:45	Brushed my teeth
7:50	Combed my hair
8:00	Went to sleep

Let's write

Read "My busy day" and then answer each question.
The first word of the answer must start with a capital letter.
Remember to end with a full stop.

What time did Jabu wake up?

How long did it take him to eat his breakfast?

How many times did he brush his teeth?

How did Jabu get to school?

How many times did he eat?

Sight words

there
where
when

Word work

Read the words and listen to the sounds.
Then use 5 words to write sentences of your own in your exercise book.

sleep	eat	play	pain	came
teeth	meat	stay	paid	same
need	neat	way	rain	cake

Let's write

Put these words into the correct sound boxes.

teeth sleep team meat rain train ray eat meet play day pain

ee	ea	ay	ai

Keeping time

Let's do

Look at Jabu's diary on the previous page then draw the hands on the clocks to show what time it is.



Jabu ate.





Jabu walked to school.

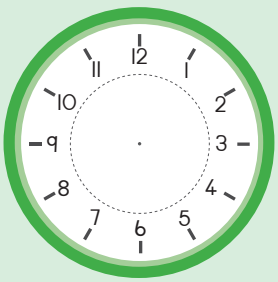



Jabu did his homework.

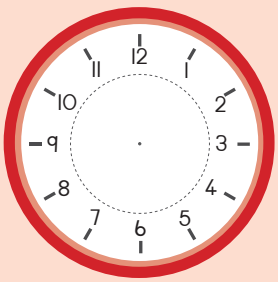



Jabu watered the garden.

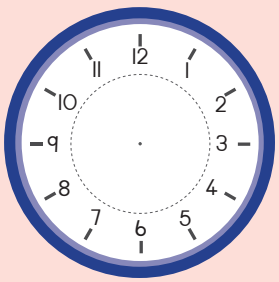



Let's write

What did you do yesterday?
Write 4 sentences starting with yesterday.

My busy day

Let's write

Write down what you will do next week, then swop books with your friend and see if you will do the same thing.

Monday	Date
On Monday I will	

Tuesday	Date

Wednesday	Date

Thursday	Date

Friday	Date

Fun

Play snakes and ladders.

You will find the cutouts at the back of the book.



RULES

- Take turns to throw the dice.
- Look at the number on the dice when it stops moving.
- Move your marker forward by the number of spaces shown on the dice.
- If you land at the bottom of a ladder you can go up the ladder.
- If you land at the top of a snake, you have to go down to the bottom of the snake.
- The first one to get to 100 is the winner.

Teacher:
Sign:
Date:

Date:

My grandmother's story

Let's speak

Look at the picture and talk about what you see.



Let's read

Why grandmother makes such beautiful pots

A long, long time ago when I was as young as you,
I lived with my mother and father on a farm.

We had lots of cows and sheep, but we lived far from our friends.
I had no one to play with. I used to watch my mother making clay pots.

She mixed the clay from the soil. She formed the pots with her hands, and then she put them in the sun to dry.

Then one day she let me make my own pot.

I formed the pot carefully and turned it round and round.

I was so excited to make my very own clay pot.



Then I put it out in the sun to dry.

That night, while I was asleep, it began to rain. When I woke up I could not find my pot. It had turned to water. All I could find was the trail of red soil running down the garden. I had to make another pot. I practised and practised. It was then that I learned to make beautiful pots.





Let's write

Read the story about grandmother's clay pot and then answer each question. The first word of the answer must start with a capital letter. Remember to end with a full stop.

Who told the story?

What did she do that was careless?

What happened to the clay pot?

Sight words

while
ago
could

Word work

Find words in the story with these sounds and fill into the correct space. Then use 5 words to write sentences of your own in your exercise book.

th	-ed	ai	ay

A family story

Let's do

Role play the story of the clay pot.

Let's write

Number the sentences below in the order that the events happened in the story. Number 1 has been done for you.

	It started to rain.
	She was very sad.
	She made a new pot.
	The pot turned into red water.
	She left the pot to dry in the sun.
1	The grandmother made her first pot when she was a young girl.

Let's write

Plan to write your own story. Tell your friend what you will write about and then fill in your story with a beginning, a middle and an end.

Planning to write your story

Beginning

Start by saying when it was.

Middle

Say what happened in the middle.

Still in the middle

Say what happened.

End

How did the story end?

Fun

Cut out the next pages. Fold to make a book. On the cover, write the title of the book. Put your name under the title, because you are the writer.
Draw a picture on the cover. Now write your story with a beginning, a middle and an end.

BACK COVER



ABOUT THE WRITER

Write your name

Your age

Where you live

8

COVER

Draw picture here.

Write the title of the book here.

Fill in your name (you are the writer).

1

STEP 2. fold on the dotted line

STEP 3. Staple on this side

STEP 4. cut on the solid line after you have stapled your book

STEP 1. fold on the dotted line

5

Continue with your story here.

Draw picture here.

4

Write the middle of your story here and on page 5.

Draw picture here.

Draw picture here.

Start writing your story here and on page 3.

2

Draw picture here.

Finish your story.

7

3

Continue with your story here.

Draw picture here.

9

Write what happens at the end of your story.

Draw picture here.



3































Date: _____

Places to visit

Western Cape

Visit Table Mountain. Go up the mountain in a cable car. Have a picnic on top of the mountain. See sharks, dolphins and fish at the aquarium.





Gauteng

Have fun at Gold Reef City. Go down a gold mine and ride on the merry-go-round. See Soccer City.



North West

Come to the Pilanesberg Game Reserve. Ride on an elephant. See giraffes, zebras and lions. Take photos of the animals.



KwaZulu-Natal

If you come to uShaka Marine you can see the dolphins playing football and penguins dancing. See the seals balance balls on their noses. If you are very brave, you can dive with the sharks.



Limpopo

Visit the Rain Forest. You will see giant plants and the tallest trees. Remember to bring your raincoat and umbrella.



Northern Cape

Come to Kimberley, and see the biggest hole in the world. Have lunch at a picnic spot next to the Big Hole.



Mpumalanga

Spend some time in the Kruger National Park. The Big Five live in the Park. See the lions, leopards, elephants, rhinos and buffaloes and then have a picnic lunch at a place safely away from the wild animals.



Free State

Visit the Sandfontein Park. You will see rhinos, buffaloes, giraffes and porcupines.

You can also swim in a big dam.



Eastern Cape

The Addo Elephant Park has lots of elephants. Try to spot them all. At the nearby beach you can see whales and even the great white sharks!





Let's write

Read the pamphlet, then answer these questions.
Remember to start each sentence with a capital letter and end with a full stop.

Which trip would be the best for you? Why?
What will they see in the Western Cape?
They will
What will they see in KwaZulu-Natal?



Word work

Read the words and listen to the sounds.
Then use 5 words to write sentences of your own in your exercise book.



elephant	orphans	laugh	cough	cradle
dolphin	photos	rough	enough	cable
phone	pamphlet	tough	trough	table

Let's write

Circle the words that sound like f.





for	four	black	frog
laugh	photo	fig	tallest
phone	deepest	dolphin	rough
free	tough	food	elephant

Where should we go?



Let's speak

Talk to your friend about where you would like to go and what you would like to see.

Let's do



Then, draw a picture on the T-shirt to show what you will see. On the map, mark the province you will go to.







Let's write

Add the commas in the spaces provided in these sentences. Then tell your friend how many items are listed in each sentence.

You can see the lions ☐ elephants ☐ buffaloes and giraffes.

You can eat meat ☐ vegetables ☐ bread and ice cream.

You can see the dolphins ☐ penguins ☐ sharks and whales.



Rewrite what they are saying between the inverted commas.

Let's write



Jabu said, "_____".

Aa Bb Cc Dd Ee Ff Gg Hh Ii Jj Kk Ll Mm



I want to see the Big Five.

Ann says, "_____."

Sam says, "_____."

I don't want to see the big hole!





Can I go up the mountain?

Lebo asks, "_____."



Fun

Ask 10 friends where they would like to go.
Ask , "Would you like to go to Table Mountain? Would you like to go to the Addo Elephant Park?"
Colour in the block each time they say "yes".
Start at the bottom of the table.
Your table will look something like this.

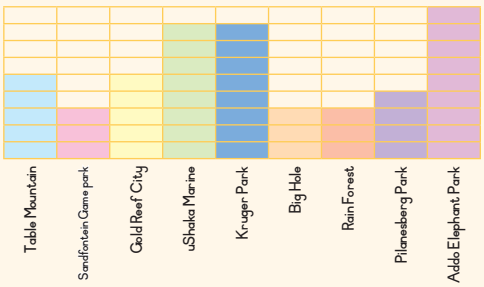

Table Mountain	Sandfontein Game Park	Gold Reef City	uShaka Marine	Kruger Park	Big Hole	Rain Forest	Pilanesberg Park	Addo Elephant Park





Teacher:
Sign:
Date:

Date:

Table Mountain

Let's speak

Look at the newspaper and talk about what you see.

Look at what the children wrote for the class newspaper.

Let's read

Big School News





Class goes up and up

16 June 2013

Everyone had a good time on Table Mountain. It was cold on the mountain so we had to wear jackets and hats. A kind man helped us to put Lebo's wheelchair onto the cable car. She could not go up the stairs. On the way up the mountain we saw small dassies. They look just like fat rabbits. The cable car took five minutes to get up to the top of the mountain. The air was cold. When we got to the top we took photos.

The mountain was flat on top. Just like a table.

While we were on top of the mountain Sam fell and knocked his knee. He was not hurt.

After we came down, we went to the Two Oceans Aquarium. We saw fish, sharks and turtles.

Let's write

Read the news article, then answer these questions.
Remember to start each sentence with a capital letter and end with a full stop.

How long did it take them to get to the top of the mountain?

Why did they wear thick coats and warm hats?

Because

Why do you think it is called Table Mountain?

Because

What happened to Sam?

Do you think the heading of the article is good? Why?

Word work

Read the words and listen to the sounds.
Then use 5 words to write sentences of your own in your exercise book.

round	mountain	mouse	ship
sound	surrounded	house	sharks
found	around	bound	shells

Let's write

Which words in each row do not sound like the words in the first box?

play	pain	they	red	rate	stay
why	eye	cry	I	go	high
feet	read	need	lead	weed	wood
boat	goat	note	heat	road	toad

Writing a newspaper



Let's write

Circle the prepositions in each sentence.
We have done the first one for you.

The children were on the mountain.
They saw a dassie under the rocks.
The man put the wheelchair inside the cable car.
I had a pen in my bag.

Words that tell us where things are, are called prepositions.



Let's write

Circle all the words that are in the **past tense**.
Then draw a line to match the present tense and the past tense words.

run	walk	write	rest	dance
sing	talk	play	watch	phone
phoned	danced	ran	played	rested
sang	walked	watched	talked	wrote

Now write these sentences, starting with yesterday.

I play.
Yesterday
I walk.
Yesterday
I talk.
Yesterday
They watch the TV.
Yesterday

Let's speak

Talk to your friend about the class newspaper, the "Big School News". Talk about your own news from home and school. Talk about the news you will put into your newspaper.

Let's write

Write down some ideas.

What happened?	When did it happen?
Where did it happen?	**Why was it interesting?**

Fun

Write your news story in the space below. Draw a picture about your story.

Name of newspaper _____ Date _____

Heading of story _____

Write your news here.

Draw a picture here.

Teacher:
Sign:
Date:

Date:

Look at all the fish

Let's speak

Look at the picture of the aquarium and the poster.



An aquarium is a place where there are thousands of fish. People come to look at all the different kinds of fish.

Visit the aquarium



Come to the biggest home for fish.
We have thousands of fish in one place.
See octopus, starfish, turtles and sharks.
Laugh at the seals and the dolphins.
Come at lunch time and watch
the shark eat.







Opens at 9 o'clock
Closes at 5 o'clock



Adults R10
School children do not have to pay.
They can visit for free.

Aa Bb Cc Dd Ee Ff Gg Hh Ii Jj Kk Ll Mm

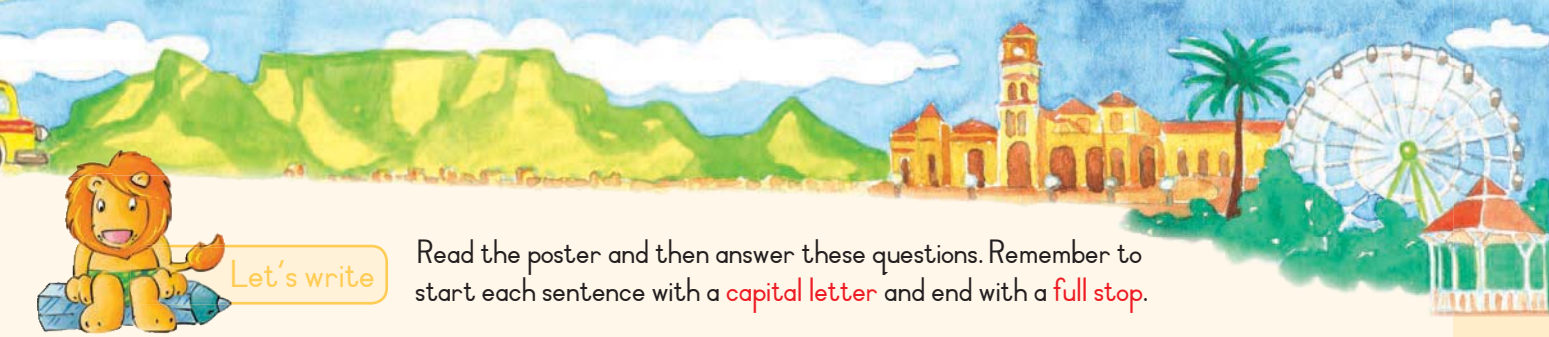

Let's write

Read the poster and then answer these questions. Remember to start each sentence with a capital letter and end with a full stop.

What will you see at the aquarium?

What time does the aquarium open?

What time does it close?

How much do adults pay to go in?

How much do school children pay to go in?

Word work

Read the words and listen to the sounds.
Then use 5 words to write sentences of your own in your exercise book.

laugh	dolphin	find
rough	phone	found
tough	photo	fish

watch	cradle
catch	cable
match	table

Sight words

found
much
catch



The Aquarium



Let's speak



Talk to your friend about the poster on the previous page.
What does the poster tell us?
Who do you think would be most interested in reading the poster? Children or adults? Why?
What other posters have you seen? What other information can we get from posters?



Let's write

Circle the words that describe the different fish.



The little fish swam away.
The big shark with sharp teeth looked at us.
The wobbly jelly fish came floating past.
The slippery dolphin jumped out of the water.
The silly seals balanced balls on their long noses.





Now write a description of yourself.
Say what you look like. Are you tall or short? Are you big or small?

Let's write







This dog is lost. Talk to your friend about what this dog looks like.
Make a poster that describes the dog so that people can look for it.
Say what he looks like, how he feels and even what sounds he makes.
Give the dog a name. Say who they should call if they find the dog.

LOST DOG



Looks like

Feels like

His name

If you find my dog, please phone
(Fill in your name.)

My phone number is

If you find my dog, you can bring it to this address.
(Fill in your own address.)

Teacher:
Sign:
Date:

Date:

Pilanesberg

Let's speak

Look at the picture of the news reader and talk about the news you think he will be giving.



Let's read

This is the news from the Pilanesberg Game Reserve.
NEWS Tuesday 16 June.



Yesterday a group of school children arrived at the Pilanesberg Game Reserve in a bus. They came to see the elephants and rhinos and other wild animals.

While Jim Smith watched the elephants drinking, he saw a small green frog. He tried to catch the frog but he slipped and cut his arm.

His teacher took him to the clinic. Later Jim found the small green frog in his pocket.

Let's write

Read the news and then answer these questions. Remember to start each sentence with a capital letter and end with a full stop.

What did the children see at the Pilanesberg Game Reserve?

What did Jim try to catch?

What did Jim find in his pocket?

On what date were the children in the Pilanesberg Game Reserve?

Word work

Read the words and listen to the sounds.
Then use 5 words to write sentences of your own in your exercise book.

wild	fight	watched	found	rough
told	bright	matched	round	laugh
hold	right	latched	sound	enough

Let's write

Draw a line to match the past tense and the present tense words.

found	tried	slip	ask	talked
came	watched	took	look	take
find	come	watch	see	try
slipped	saw	asked	talk	looked

Reading the news

Let's do

Think about some news of your own.
Pretend you are a TV news reader, and tell everyone the news.



Let's write

Write the sentences in the past tense.
Then write them in the future tense.

I go to school.

Yesterday I went

Tomorrow I will

He takes his medicine.

Yesterday

Tomorrow

We watch TV.

Yesterday

Tomorrow

Let's write

Write what they say between the inverted commas.





Ann says, "_____
_____."



We are going to the bus.

Peter says, "_____."

Jabu says, "_____."

They are late for school.





You are my best friend.

Bongi says, "_____."



Fun

Look at these pictures of the elephant drinking water. Explain what you see to your friend.





How does an elephant drink water?

First it sucks up water into its trunk.

Then it puts its trunk into its mouth.

Lastly it blows the water into its mouth.





Teacher:
Sign:
Date:

Date:

The Addo Elephant Park

Let's speak

Look at the pictures and talk about what you see.



Let's read

Read Sam's diary about his trip to the Addo Elephant Park.



Dear Diary 14 May 2013

Today was a very special day for me. It was my ninth birthday and my teacher took us to the Addo Elephant Park! I was happy with my friends, Jabu and Ann. We saw lots of elephants. There was a little baby elephant. It was very cute.

When we stopped to eat, I took my shoes off because I was hot. A silly monkey came and stole 1 of my shoes. I went home with only 1 shoe.



I was happy when I got home because I could eat my birthday cake.

Sam

Let's write

Read the diary and then answer these questions. Remember to start each sentence with a capital letter and end with a full stop.

Where were the children?

They were at the

What did Sam lose in the park?

He lost

How did Sam lose it? Who took it?

Who were Sam's friends?

Why was Sam happy to get home?

Word work

Read the words and listen to the sounds.
Then use 5 words to write sentences of your own in your exercise book.

ninth	cute	silly	stole
sixth	tune	happy	role
tenth	tube	pretty	mole

Sight words

off
little
go

Let's write

Draw a line to match the present tense and the past tense words.

came	looked	stole	was	went	saw	stopped

look	see	go	come	stop	is	steal

Planning my week

Let's do

Do a role play about what happened to Sam at the Addo Elephant Park. Let one of your friends act as the monkey.



Let's write

Match the words on the left with the correct words on the right to make a sentence.

If you leave your shoes at the river	you will burn yourself.
If you do your homework	you will be on time for school.
If you go to bed early	a monkey will steal them.
If you play with fire	your teacher will be pleased with you.

Let's write

Write down what you will do this week. Then change books with your friend and see if there are any days on which you do the same thing.

Diary

My name		Month
Date	Day	What I will do

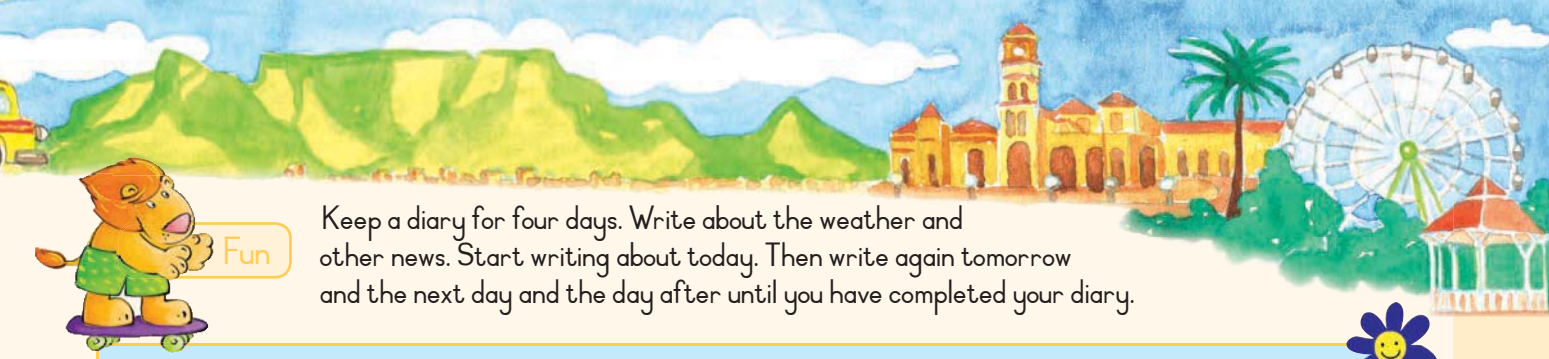

Fun

Keep a diary for four days. Write about the weather and other news. Start writing about today. Then write again tomorrow and the next day and the day after until you have completed your diary.

Dear Diary	Date

Dear Diary	Date

Dear Diary	Date

Dear Diary	Date

Teacher:
Sign:
Date:

Date:

Gold Reef City

Let's speak Look at the picture and talk about what you see.



Dear Dumi

I thought you would like to get this postcard. I bought it when we went to Gold Reef City in Johannesburg.

We drove to smoky Johannesburg and the streets were very busy and bumpy. We saw Soccer City. It's a huge stadium. It holds about 90 000 people so lots of people can watch soccer there.

At Gold Reef City we went down a very dark, deep mine. It was so dark I had to use a bright torch to see. After that we went for a ride on a colourful merry-go-round. I screamed because it went round so fast.

I wish you could come with us next time.

Your cousin

Bongi.



Dumi Makhanya
12 Steve Biko Rd
Soweto
3219





Let's write

Read the postcard and then answer these questions. Remember to start each sentence with a capital letter and end with a full stop.

Who did Bongi write to?

Where did Bongi go?

What two things did Bongi see?

What was it like down the mine?

When did Bongi write the postcard?

Did she have a good time? Say why.

Word work

Find and circle words with these sounds on the postcard.
Then use 5 words to write sentences of your own in your exercise book.

watch	hatch	street	bought
catch	match	stripe	caught
witch	ditch	stream	ought

Let's write

Add scr or str or sch to these words so that they match with the correct picture.











___ eam	___ eet	___ ool	___ eam	___ aw

Fun at Gold Reef City

Let's write

Match the words in the pink box with the correct words in the green box to make a sentence.

I screamed because	we used a torch.
It was very dark so	it was not cold.
It was raining but	the merry-go-round was fast.

Let's write

Read the postcard and then complete these sentences.
Use these words to help you.

huge | colourful | deep | big | dark

Soccer City is a _____ stadium.

We went on a _____ merry-go-round.

Then we went down a _____ mine.

Let's write

Choose and circle either a pink word or a blue word to make each sentence more interesting. These words are adjectives, they are used to describe people or things

The kind/nasty teacher spoke to the naughty/clever girl.
The big/small car drove down the quiet/busy street.
The thin/fat man chased the small/big pig.
The beautiful/ugly girl went into the dirty/clean house.
The neat/untidy garden was full of dead/living plants.

Let's write

Now write your own sentences describing either a person or a place you like.

Fun

Write postcards to 2 of your friends.
Tell them what you saw when you went on the bus trip.





Teacher:
Sign:
Date:

Date:

Travelling back home

Let's speak Look at the pictures and talk about what you see.

Let's read

We all had to travel back home.

Jabu's group came back by train. It was a long train. The train went slowly round the bends, and came down the hills very quickly. The train made us very sleepy and we all fell asleep.





Bongi's group went home on the Gautrain. Mrs Zita drove the train. It was a short grey train. It travelled much faster than any other train. Bongi said that she was so excited on the train it felt like she had butterflies in her tummy.

Sam's group came back on a yellow bus. The road was very bumpy and the bus shook as it travelled. Sometimes it shook hard, and sometimes it only shook a little. We all felt shaky when we got off.





Some of us went back to school by donkey cart. The cart was bright red. It was very slow and squeaked and creaked.

We enjoyed seeing the bright flowers and green trees as we rode slowly home.

Let's write

Read the story and then answer these questions.

Vehicle	What did it look like?	How did it go?	How did the children feel?
	Short and grey	Very fast	Excited
			
			
			

Word work

Read the words and listen to the sounds.
Then use 5 words to write sentences of your own in your exercise book.

slowly	donkey	squeaked
quickly	monkey	creaked
shaky	key	leaked

blew	cute
grew	rude
stew	tube









Sight words

came
drove
enjoy

About our trip

Let's speak





Talk to your friend about these two forms of transport.
What do they do that is the same?
How are they different?

Let's write

Match the words in the pink box with the correct words in the yellow box to make a sentence.

The long train	shook on the bumpy road.
The short grey Gautrain	squeaked and creaked as it went.
The red donkey cart	travelled very fast.
The yellow bus	went slowly round the bends.

Let's write

Draw a picture of an animal or a form of transport.
Then write 2 sentences to describe it.

Who do these belong to?
Say what they look like, then match the words with the correct picture.








leopard
elephant
lion
giraffe
rhino
zebra
dolphin
octopus
fish
dassie
penguin
seal








Teacher:
Sign:
Date:

Date:

Let's write a story

Let's speak

Look at the pictures and talk about what you see.









Let's read

Beginning

Last week we were at the elephant park.

I stood at the river and watched the elephants drinking water. Two of the elephants were fighting with their trunks.

Middle

Suddenly I saw a tiny green frog.

I decided to chase the frog.

While I was running after the frog I slipped into a ditch. I cut my hand and it started to bleed.

End

My teacher had to take me to the doctor.

The doctor stitched my cut and gave me an injection.

Let's write

Read the story and then answer these questions. Remember to start each sentence with a capital letter and end with a full stop.

What was Jim doing at the beginning of the story?

How did Jim hurt himself?

What did the doctor do to Jim?

How do you think Jim felt at the doctor?

What is a good name for this story?

Word work

Read the words and listen to the sounds.
Then use 5 words to write sentences of your own in your exercise book.

running	need	week	leak	stitch
fighting	seek	meet	meat	witch
sleeping	feed	bleed	team	ditch

Let's write

Circle the one we eat.	meet	meat
Circle the one that is a colour.	blew	blue
Circle the one we can't eat.	pair	pear

Writing my own news



Let's speak

Talk about your own news.
Tell your friends some news from home.
Talk about a story you can write.





What will you write about at the beginning?
What will you write about in the middle?
How will you end your story?

Let's write



Beginning	Middle	End



Let's write

Start writing your story here.
Then read it and fix it up before you write it in your book.



Fun

Cut out the next pages. Fold to make a book. On the cover, write the title of the book.
Put your name under the title, because you are the writer. Draw a picture on the cover.
Now write your story with a beginning, a middle and an end.



BACK COVER



ABOUT THE WRITER

Write your name

Your age

Where you live

8

COVER

Draw picture here.

Write the title of the book here.

Fill in your name (you are the writer).

1

STEP 2. fold on the dotted line

STEP 3. Staple on this side

STEP 4. cut on the solid line after you have stapled your book

STEP 1. fold on the dotted line

5

Continue with your story here.

Draw picture here.

4

Write the middle of your story here and on page 5.

Draw picture here.

Draw picture here.

Start writing your story here and on page 3.

2

Draw picture here.

Finish your story.

7

3

Continue with your story here.

Draw picture here.

9

Write what happens at the end of your story.

Draw picture here.


4
DUDE

Date:

The lion and the mouse



Let's speak

Ann's grandmother tells her favourite story. Look at the pictures and say what you think the story is about.

Let's read





The big lion and the tiny mouse

One day a tiny mouse accidently woke a sleeping lion. The lion growled and said, "I have been woken by a tiny mouse. I will eat it for a snack."

He trapped the mouse's tail under his big paw.

"Oh no, Mr Lion," squeaked the mouse. "Please don't eat me. I am just a little mouse."

"You're right," growled the lion." You are too small to fill my tummy."

"Thank you, Mr Lion," squeaked the mouse. "One day I will help you."

"Ha ha ha!" roared the big lion. "How can a tiny little mouse like you help a big, strong lion like me? I am the king of all the animals. I can help myself."

Then one day the lion was taking a walk. He walked into a hunter's net and was trapped. "Help!" he yelled. "I can't get out. I'm trapped."

The tiny mouse heard the lion. He ran to the trap and said, "I'll help you!"

"You're too little to help me," growled the lion.

The little mouse began biting the net into small pieces.

Soon the lion was out. He smiled and said, "You may be a little mouse, but you're a big help."



Let's write

Read the story and then choose the right answer.

What does the story show?	
A	It's easy to fool a lion.
B	You don't have to be big to help.
Why did the lion yell?	
A	He wanted someone to help him.
B	He wanted the mouse to go away.
What did the lion think when he saw the mouse?	
A	He thought the mouse did not know how to help him.
B	He thought the mouse was too small to help him.

Now write your answer to this question:
What can we learn from this story?

Sight words

small
little
myself





Fun

Cut out these finger puppets, put them on your fingers and use them to tell the story of the lion and the mouse.



You will find the cutouts at the back of the book.

The big lion and the tiny mouse



Let's write

Write what the lion and the mouse said between the inverted commas.





Please don't eat me, Mr Lion. I will help you one day.

The mouse said, "_____ ".



You are a tiny little mouse. You can't help me.

The lion said, "_____ ".



Word work

Read the words and listen to how the endings sound like **t**.
Then use 5 words to write sentences of your own in your exercise book.



jumped	walked	trapped	squeaked	picked
looked	slipped	laughed	looked	clapped







Let's write

Match the words in the top row with their opposites in the bottom row.



fat	big	tall	happy	ugly
short	thin	pretty	small	sad

Let's write

Punctuate these sentences.

do you know the way to town

stop before you fall

my name is pam. he is sam

ann's birthday is in july

Fun

Write a thank you card to someone who has helped you. On the front of the card write a short message. Inside the card, say how the person has helped you.



Teacher:
Sign:
Date:

Date:

The hare and the tortoise



Let's speak

Does your grandmother tell you stories? You are going to read a story that Jabu's grandmother likes to tell. Look at all the pictures and say what you think the story is about.





Let's read







The hare and the tortoise

A long time ago a hare and a tortoise lived in the green forest. The brown tortoise walked very slowly and so the hare always laughed at her. One day the hare said to the tortoise, "Let's have a race." The tortoise agreed and the hare laughed loudly. All the other animals came to see the race.

The hare ran very fast and was soon far ahead of the tortoise. He looked back but he couldn't see the tortoise because she was far behind.

"The tortoise is very slow," thought the hare. "She'll take a long time to get here. I'm going to have a rest and when I see the tortoise coming I'll run quickly and win the race." The hare lay down, but he fell fast asleep.



While he was sleeping he heard the other animals cheering. He thought he was dreaming. But when he woke up he saw the tortoise was near the winning line.

Read the story and then answer each question. The first word of the answer must start with a capital letter. Remember to end with a full stop.

Let's write



Who won the race? Why?

Who came to see the race?

Where did the hare rest?

Write a good name for this story.



Word work

Read the words. They sound the same but have different meanings. Then use 5 words to write sentences of your own in your exercise book.

hair	stair	pair	where
hare	stare	pear	wear



Sight words

always
laugh
when
brown

Nn Oo Pp Qq Rr Ss Tt Uu Vv Ww Xx Yy Zz

Let's race

Let's do

Talk about these riddles with your friend and say what animal each one is about.



I can sing sweetly.
I can fly to my home.
What am I?



I can run fast
and jump high.
You can ride me.
What am I?





I can walk slowly.
I take my
home wherever I go.
What am I?



I can sting and
buzz. But I also make
something very sweet.
What am I?



Let's write

Write one main sentence about what happened in the beginning, middle and end of the story about the **hare** and the **tortoise**.

In the beginning
In the middle
In the end

Let's write

Write these words in full.

I'm	I am
I'll	
couldn't	
let's	

he'll	
can't	
she'll	
won't	



Fun

Race your friend. Flip a coin. For heads move forward 2 places, for tails move backward one place. Read what it says on the block where you land. Then do what it says.



START



Sing a song

Say a word with 3 sounds.



Say a word that has 4 sounds.



Say a word with 2 sounds.

Say what you want to be when you leave school.



Stick out your tongue.

Read this word: incredible

What's the opposite of rapid?

Clap your hands.



Say what day comes after Thursday.





Close your eyes and smile.



Say a word that starts with E.

Say a word that rhymes with know.

Say today's date.

Say what day comes after Monday.

Say a word that rhymes with day.

Balance a book or something soft on your head.





Say a word that has a silent B.

Point to the back of the class.

Say a word that rhymes with O.

Balance a pencil on your finger.

Say a word that rhymes with cake

Loosen your shoe.

Spell your name backwards.







FINISH

Teacher:
Sign:
Date:

Nn Oo Pp Qq Rr Ss Tt Uu Vv Ww Xx Yy Zz

Date:

The sun and the wind

Let's speak

This is Bongi's grandmother's favourite story. Look at all the pictures and say what you think the story is about.

Let's read







The sun and the wind

Once upon a time the wind blew strongly cross the town. The trees bent over and the windows rattled. The wind was very proud. He said, "I am even stronger than the trees. I am even stronger than the Sun!"

The sun came out from behind a cloud and said, "Oh no, Wind. I am much stronger than you."

"Let's have a contest to see who is stronger," said the wind. "I'll start," he said. "Look how strong I am. I will make that man take off his coat."

The wind huffed and puffed and blew so hard that the trees bent over. But the man just pulled his coat tight and said, "I am so cold."

The sun came out from behind a cloud. She smiled and everything became warmer. "Oh," said the man. "It's much warmer now." The sun shone brighter and brighter.

"Wow!" said the man. "I'm so hot, let me take off my coat."

The sun smiled again and said, "I am the winner!"



Sight words

of
off
should
over



Let's write

Answer each question. The first word of the answer must start with a capital letter. Remember to end with a full stop.



Who are the main characters in the story?
What did the man do when the wind blew?
What did the man do when the sun shone?
Who would win if the rain joined the contest? Why?





Word work

Read the words and listen to the sounds.
Then use 5 words to write sentences of your own in your exercise book.



town	blew	would	huff	coat
now	new	should	bluff	goat
wow	flew	could	puff	road

The big contest



Let's do

Make up a role play with your friends to show who is the strongest.
This time have the sun, the moon, the wind and the rain.
Remember to have a person with a coat.





Let's write

Circle the verbs. They are action words.

run	swim	think	sneeze	clock
tooth	drive	write	read	take
kick	ball	play	walk	grass
boy	shine	shoe	book	go



Let's write

Write a sentence about each of these pictures.



1.

2.

3.

4.

Fun

Read about the moon and the sun, and tell your friend what you see.

The sun and the moon

The moon looks different as it travels around the earth. This is because as it travels the sun lights up different parts of the moon. We use these names for the way the moon looks at different times.

full moon	half moon	crescent moon	new moon
			

Let's write

Answer the question. The first word of the answer must start with a capital letter. Remember to end with a full stop.

What kind of moon do you see tonight?

Look at the moon on 4 Mondays in this month. Draw its shape each time.

Teacher:
Sign:
Date:

Date:

Bongi rides around

Let's speak

Look at the picture and talk about what you see.



Let's read

The new bike

Bongi's brother Thabo got a new bike for his tenth birthday. It was a bright and shiny red bike. Bongi wished she had such a nice bike. One Saturday Bongi asked Thabo if she could borrow the bike.

She wanted to go for a ride with Ann. Thabo said she should take good care of his bike.

Bongi and Ann rode through the green bushes, under the tall trees, past the deep river and over the wooden bridge. The countryside was beautiful and green.

After they crossed the bridge they saw a lot of litter and broken bottles. Suddenly it became harder and harder for Bongi to pedal. She looked down and saw that the back tyre was flat.









There were lots of broken bottles and glass on the ground.

Poor Bongi had to carry the bike home and ask Thabo to help her fix the puncture.



Let's write

Answer each question. The first word of the answer must start with a capital letter. Remember to end with a full stop.

Whose bike did Bongi ride?

What punctured the tyre?

How did she take the bike back home?

What do you think of people who litter?

Word work

Read the words and listen to the sounds. Then use 5 words to write sentences of your own in your exercise book.

cry	bright	beautiful	puncture
sky	right	wonderful	picture
dry	night	joyful	mixture

Sight words

wish
through
under
over

Bongi's bike ride

Let's do

Do a role play of Bongi asking Thabo for the bike. Show Bongi and Ann riding along. Then show how Bongi has to carry the bike back and tell Thabo that the back wheel has a puncture. Show how Thabo reacts when he sees his bike.

Let's write

We have underlined a noun (or naming word) in each sentence below. Now circle the adjective that describes the noun.

Nouns are names of people or things. Adjectives tell us what the people or things are like.

It was a bright, shiny, red bike.
Bongi rode through the green bushes.
She rode past the tall trees.
She went over the wooden bridge.
She saw the flat tyre.
She rode over a broken bottle.



Let's write

Rewrite these sentences, starting with Yesterday. Use these words to help you.

rode | looked | saw | took

He rides his bike.
Yesterday
I see the broken glass.
Yesterday
She takes his bike.
Yesterday
She looks at the flat tyre.
Yesterday

Let's write

Add the apostrophe (') to show who these things belong to.

Thabo s bike	Jim s book	Ann s mother
Bongi s dog	The teacher s apple	Jabu s pen
The lion s tail	Sam s shoe	Father s car

Fun

Read what Bongi and Ann said when they rode past the different places on the map. Then write the number of each place on the map. The first one has been done for you.

1	Let's just stop to buy a cool drink.
2	Look how beautiful and green everything is.
3	This road twists and turns.
4	Sis! Look at all the litter and broken glass.
5	I hope this bridge doesn't fall down.
6	I will have to ride carefully in the traffic.

Bongi's journey

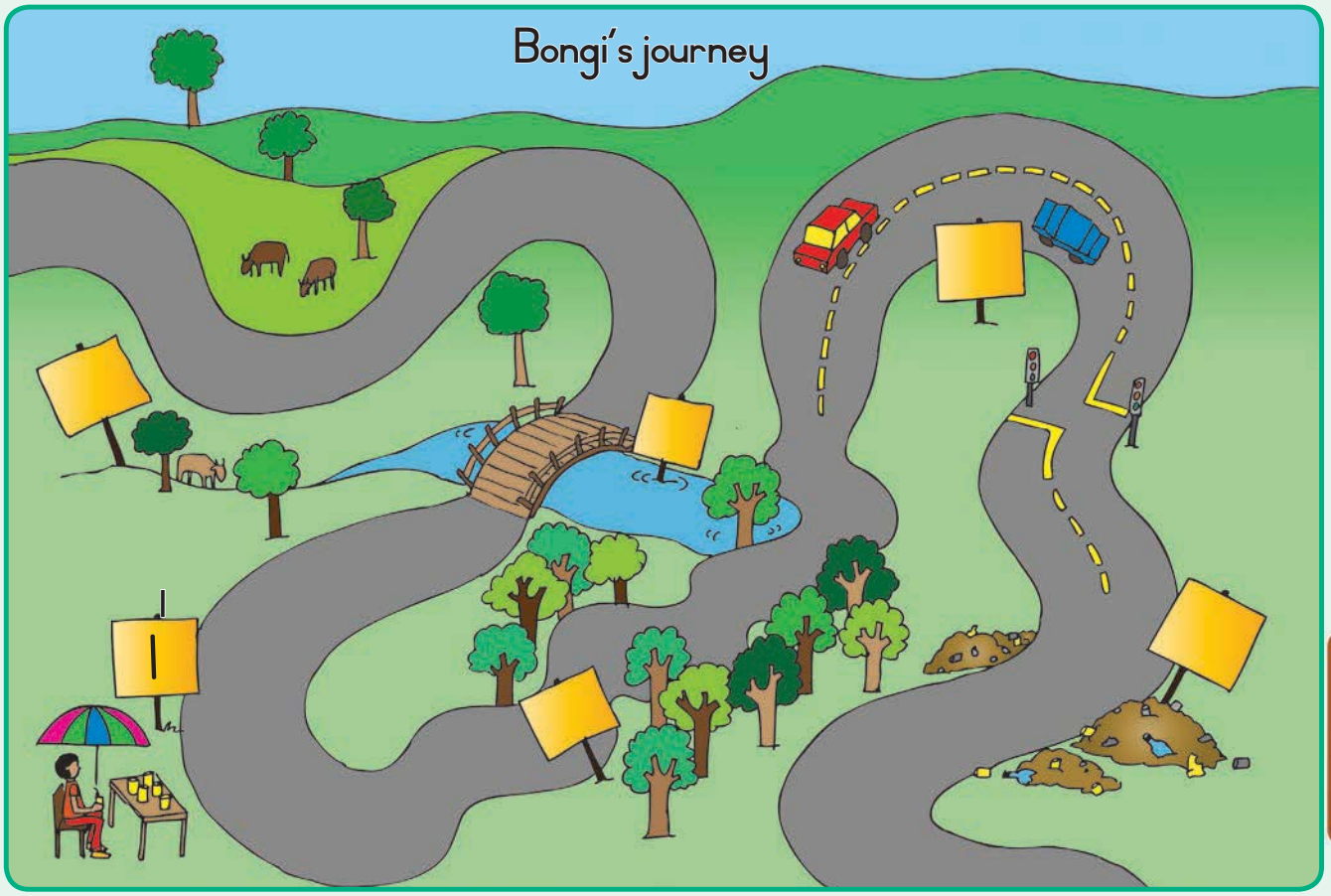

Teacher:
Sign:
Date:

Nn Oo Pp Qq Rr Ss Tt Uu Vv Ww Xx Yy Zz

Date: _____

Bongi cleans up the litter

Let's speak

Look at the picture and talk about what you see.



Let's read

The big cleanup

Bongi and Ann told their teacher about the litter at the river. Their teacher said they should invite other children to help clean the park. They put up a poster at school. About 24 children came to help clean up the litter.
They removed all the broken bottles, cans and bits of paper.

Let's speak

Look at the poster that Bongi and Ann made.

Children like to live and play in clean places.
We do not like untidy parks.
Help to clean up along the river.
Let's all keep our parks clean.

Join the big cleanup.

Everyone will get free juice and sandwiches.

When? Saturday 21 March at 10h00.

Where? Kiddy Park.

The bus will take you back home at 2 o'clock.

Word work

Read the words and listen to the sounds.
Then use 5 words to write sentences of your own in your exercise book.

untidy	places	parks	remove
unfit	faces	hats	return
unlike	races	girls	refuse

Let's write

Answer these questions. The first word of the answer must start with a capital letter. Remember to end with a full stop.

Who helped Bongi make the poster?

What did the 2 girls decide to do?

Do you think it was a good idea for them to clean up the litter? Why?

What time will the cleanup end? How will they get home?

Let's write

Circle the words that describe the children.





The little girl picked up the cans.

The big boy helped to clean up the park.

The beautiful girl wanted to help.

The funny boy told us a joke.

The silly boys wanted to hide the dustbin.

The big clean-up



Let's speak

What could your class do to clean up your school? Talk about what parts of the school are dirty. Say how you could arganise a cleanup at your school.





Let's write

Write a paragraph about your school. Say what areas need to be cleaned.



Let's write



Fill in the missing adjectives.
Use these words to help you.

brightly

sharp

green

Bongi rode through the _____ bushes.

The sun was shinning _____.

She hit a _____ rock.

Let's write

Add the apostrophe (') after the noun to show that these things belong to more than one person.

the girls 0 books	my sisters _ books	the teachers_ meeting
the boys_ dogs	the teachers_ cars	the nurses_ uniforms
the animals_ tails	my brothers_ toys	the babies_ bottles

Fun

Now make a poster inviting children to come and help clean up the school.





Teacher:
Sign:
Date:

Date:

Deep sea diving

Let's speak

Sam's grandfather likes to tell a story about how a dolphin saved his life. Look at all the pictures and say what you think the story is about.

Let's read



Dolphin rescue

When they were young, Grandad Sam and his friend Zakes used to dive deep into the sea.

There was an old ship under the sea. There were beautiful gold and silver jewels on the ship.

When Grandad Sam went under the sea he wore a special swimming costume called a wet suit to protect his body. He also used an air tank so that he could breathe under water.

One day Grandad Sam wanted to go down to the ship, but Zakes said, "No, let's not go down today. There's a big storm coming."

"But I saw a thick gold chain. I want to get it. We'll get a lot of money for it," Grandad Sam said.

"The storm will be here in 15 minutes. It's not safe," Zakes said. But Grandad Sam went down under the sea while Zakes waited on the boat for him.



Grandad Sam found the chain but he could not get it loose. He pulled and dug with his fingers, and then it came loose. By then Grandad Sam's air tank was nearly empty, so he came up with the gold chain. But Zakes was gone, and there was a very big storm.



Grandad Sam held the chain tightly and tried to swim but the waves were huge. He thought he was going to drown. The gold chain was heavy and his arms were getting tired. He dropped the chain.

"Help, please someone help me!" he shouted, but there was no one to hear.

Then he heard the sweetest sound. It was the sound of a dolphin. The dolphin swam right up to Grandad Sam, and he managed to grab the dolphin's fin. The dolphin brought Grandad Sam back to the beach.



When Grandad Sam was safe, the dolphin swam away and was gone.

"Thank you for saving my life,"

Grandad Sam called out gratefully.

Sight words

please
thank you
found
through



Let's write

Answer each question. The first word of the answer must start with a capital letter. Remember to end with a full stop.

Who are the main characters in the story?



Why did Grandad Sam want to dive under the sea?

Why didn't Zakes wait for Grandad Sam?

How did Grandad Sam get back to the beach?

Under the sea

Let's do

Role play the story about Grandad Sam and the dolphin. Who will be Grandad Sam and who will be Zakes? Who will be the dolphin that saves Grandad Sam's life?



Word work

Read the words and listen to the sounds.
Then use 5 words to write sentences of your own in your exercise book.

beautiful	playful	helpful	sweetest
powerful	grateful	joyful	tallest
painful	thankful	wonderful	hardest

Let's write

Imagine you are Grandad Sam. Write about what happened to you. We have started the story.

Zakes told me not to dive today but I wanted to get the gold chain. I knew there was going to be a storm but I went down. When I came up with the gold chain...

Now imagine you are the dolphin. Write about what you saw and what you did.
We have started the dolphin's story.

I was swimming down to the rocks because I saw a big storm was coming. Suddenly I saw a man with a gold chain. He was screaming for help.

Fun

Talk to your friend about the different things that divers need when they are under water. Say why they need all these things.

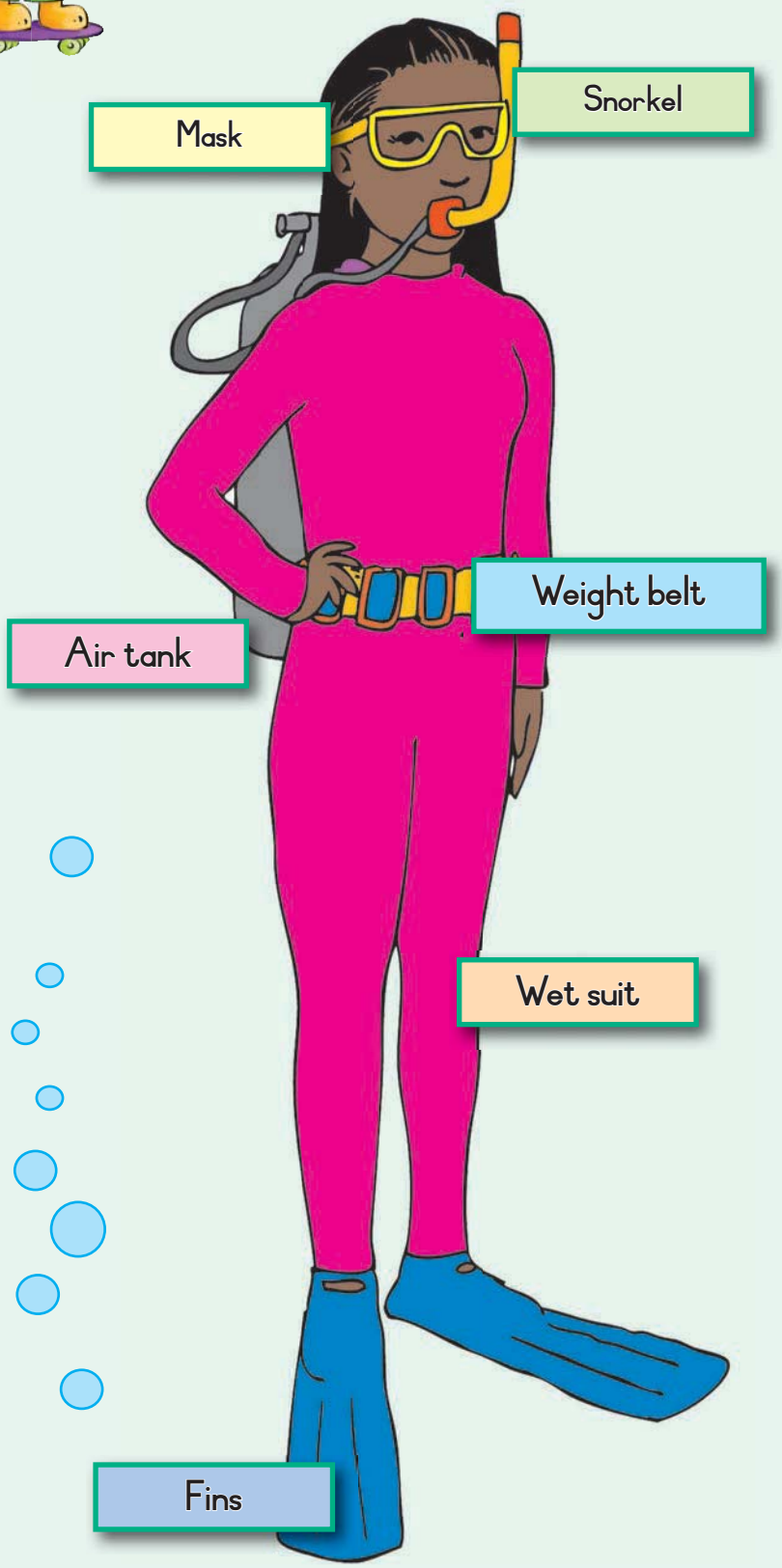

Snorkel for breathing

Mask
Helps you see underwater

Air tank to give you air under the water

Weight belt to make you heavier so that you stay under the water

Wet suit to keep your body warm

Fins to help you swim faster

Teacher:
Sign:
Date:

Date:

The ant world

Let's speak

Look at the picture and talk about what you see.

Let's read



Ants at work

Did you know that ants live together in nests? Did you know that ants share food with each other?

If you follow an ant trail you will find some food on the one end. At the other end you will find a nest.

Follow an ant trail

When an ant finds some food it makes a trail for others to follow. They all follow the same trail to the food. Ants like sweet food like jam or sugar. They also eat any food we leave lying around at home. You will then see them crowding around the food.

Try an experiment

Put a sheet of paper with some food on it near an ants' nest. Wait for some ants to find the food. You will see more and more ants following the same trail. Then move the food. Do the ants follow it?

What happens if you move the food?

After you have moved the food the ants still follow the old trail. It takes a while before they make a new trail.



Why?

When an ant finds some food, it leaves a special scent to show the trail. Other ants from the nest smell the scent and they follow it.

Let's write

Read the information about ants and then answer each question.



What is this story about?	
A	It gives information about ant trails.
B	It tells you how to get rid of ants.
C	It tells you where to find ants.

Why do you need to put some food near to the ants' nest?			
A	To confuse the ants.	C	So the ants will make a trail.
B	To block the ants' trail.	D	To kill the ants.

Once an ant finds some food, how will it tell other ants how to find the food?			
A	They watch and then follow the ant.	C	They smell the food on the paper.
B	They run around until they find the food.	D	They smell the scent left by the first ant.

Do you think that ants care about each other? Why do you say this?

Let's write

Read the words and listen to the sounds.

Now break these words into smaller parts.

The silent C		
scent	scene	science

together	follow	running
to/ge/ther		
experiment	information	crowding
around	before	following

Sight words

together
where
before

More about ants



Let's speak

Look at the picture of an ant trail.
Then tell your friend what you see in the picture.





Let's write

Rewrite each of these sentences starting with Yesterday.

followed ate saw

The ants follow the trail.
Yesterday the ants
He sees the ants crowding around the food.
Yesterday he
The ants eat sweet food.
Yesterday



Let's write

Circle the correct word.

The ants want/wants to collect food.	We was/were looking at the ants.
The horse want/wants water.	You are/is late again.
Bongi go/goes for a ride.	They want/wants to eat.
It is/are a hot day.	The ants is/are looking for food.

Let's write

Fill in a or an.

We use an before any word that starts with a e i o or u.

an	apple
	egg
	ice cream
	butterfly

	crayon
	toy
	orange
	igloo

	diver
	mouse
	umbrella
	elephant

Fun

Ants tell one another where to find food by leaving their scent on the trail to the food. They do this because they can't talk. We can also tell our friends something without talking. We use our faces and eyes to do this.

What do they say?	I am angry.	I am happy.	I am sad.	I am surprised.
Eyes				
Mouth				
Eyebrows				
Face				
Now draw your own faces.				

Teacher:
Sign:
Date:

Date: _____

About reading

Let's speak

Look at the pictures of the stories we have read.



The big lion and the tiny mouse



The sun and the wind



Dolphin rescue



Ants at work



The hare and the tortoise



Bongi cleans up the litter

Let's read



Think about the stories that you have read in this book. What kind of story do you like most?

Think about why you liked some of the stories in this book more than others. Number them, starting with 1 for the story you liked most and going up to 6 for the story you liked least.

Did you like The big lion and the tiny mouse, or The sun and the wind?

Or The hare and the tortoise? You probably prefer reading for pleasure.

Did you choose Dolphin rescue or Bongi cleans up or Ants at work?

You probably prefer reading for information.

Let's write

Answer each question. The first word of the answer must start with a capital letter. Remember to end with a full stop.

What story did you like most?
What did you like about this story?
What story did you like least?
Why did you not like this story?
Do you prefer reading for information or for pleasure?

Word work

Read the words and listen to the sounds and then break the words into sounds. Then use 5 words to write sentences of your own in your exercise book.

together	favourite	pleasure
to/ge/ther		
story	information	reading
stories	number	dolphin

Sight words

first
second
third
fourth

Let's write a story



Let's do

Talk to your friend about the story you most liked. Talk about the characters in the story. Say what you liked most about the story. Did the story give you information?



Let's write

Plan to write your own story.

What will it be about?

Who will your main characters be?

What information will you give?



Fun

Cut out the next pages. Fold to make a book. On the cover, write the title of the book. Put your name under the title, because you are the writer. Draw a picture on the cover. Now write your story with a beginning, a middle and an end.



BACK COVER



ABOUT THE WRITER

Write your name

Your age

Where you live

STEP 2. fold on the dotted line STEP 3. Staple on this side

COVER

Draw picture here.

Write the title of the book here.

Fill in your name (you are the writer).

STEP 4. cut on the solid line after you have stapled your book

STEP 1. fold on the dotted line

Write the middle of your story here and on page 5.

Draw picture here.

Continue with your story here.

Draw picture here.

Draw picture here.

Start writing your story here and on page 3.

Draw picture here.

Finish your story.

Continue with your story here.

Draw picture here.

Write what happens at the end of your story.

Draw picture here.

My dictionary

A a

G g

B b

H h

C c

I i

D d

J j

E e

K k

F f

L l

My dictionary

M m

S s

N n

T t

O o

U u

P p

V v

Q q

W w

R r

X-Z

x-z

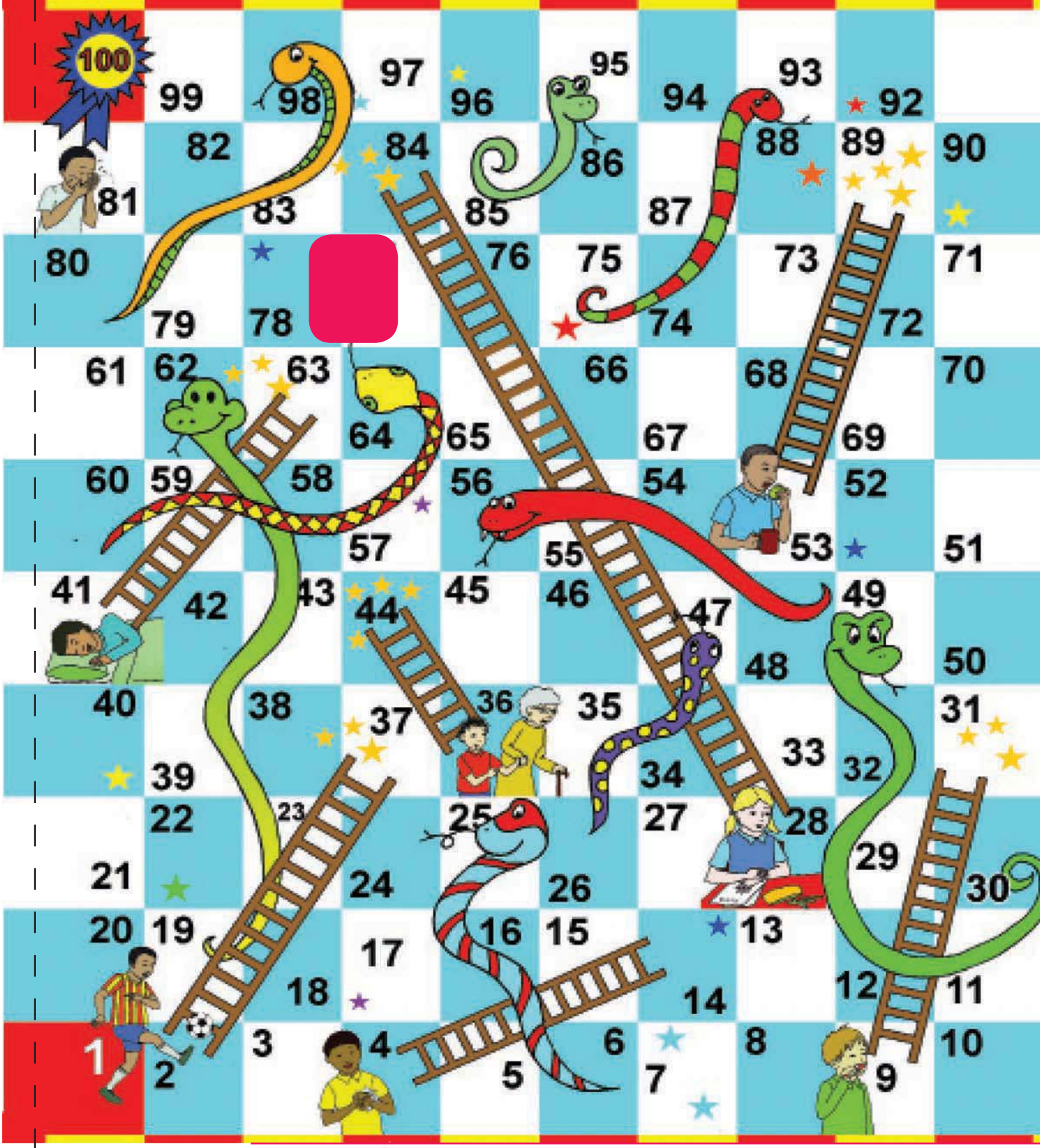

Snakes and ladders

Cut out these counters for Snakes and Ladders.

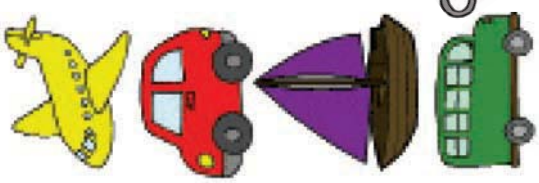












I Love You







Masks

Cut out on the outside black line. Tie a string into the holes to make a face mask.



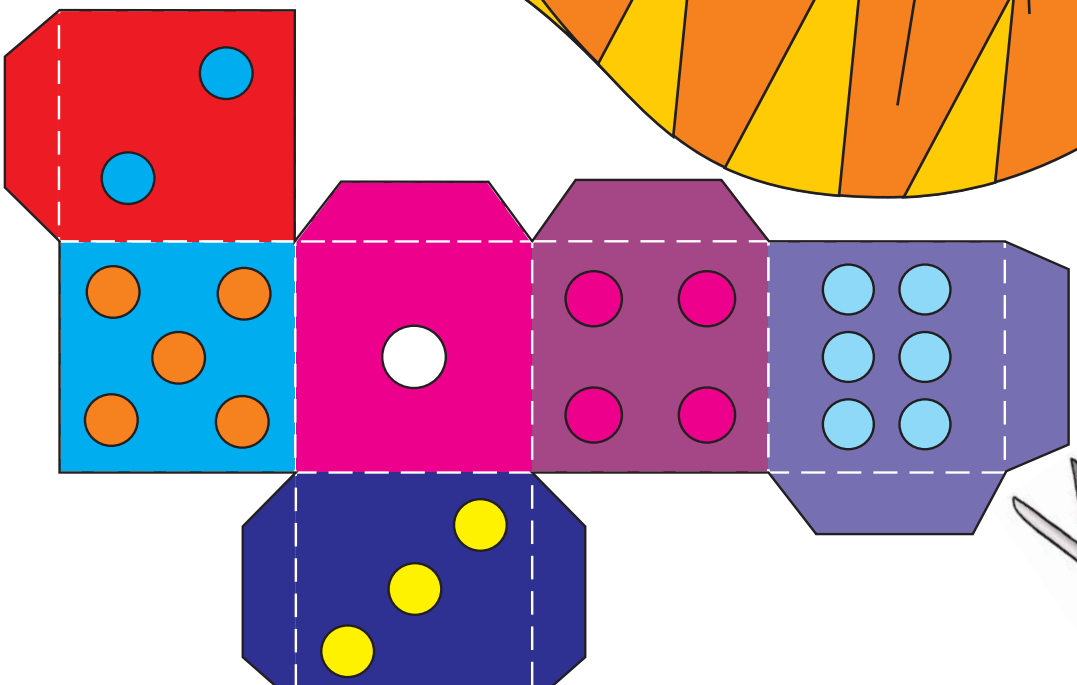

Dice

Cut out the dice on the outside black lines and fold on the white dotted lines. Glue the flaps on the inside of the dice.

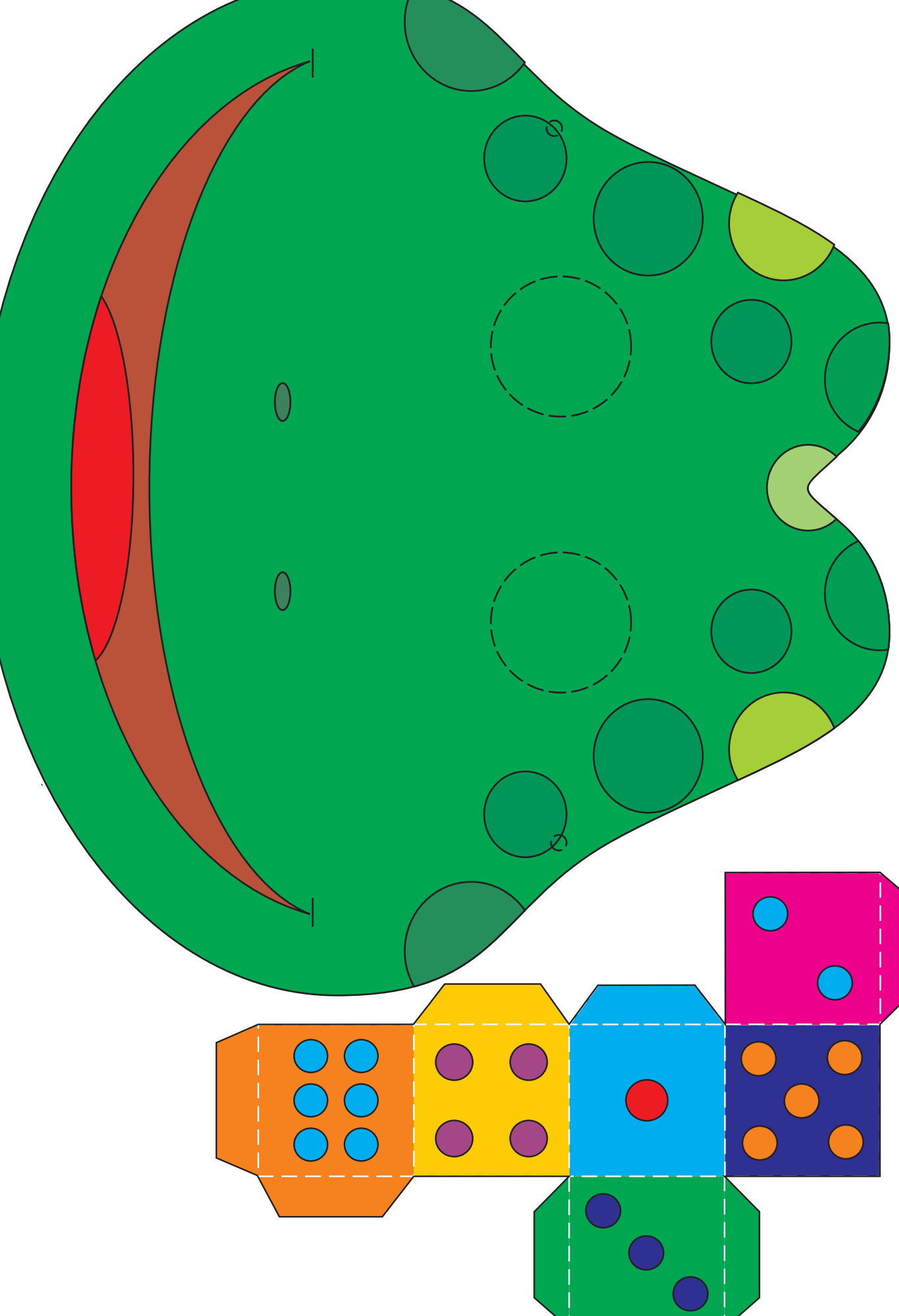


glue the tortoise shell here.

glue here

glue here

glue here

glue here

glue here

glue here

glue this tortoise shell to the tortoise

glue here

glue here

glue here

glue here

glue here