

Mrs Angie Motshekga,
Minister of Basic
Education



Mr Enver Surty,
Deputy Minister
of Basic Education

These workbooks have been developed for the children of South Africa under the leadership of the Minister of Basic Education, Mrs Angie Motshekga, and the Deputy Minister of Basic Education, Mr Enver Surty.

The Rainbow Workbooks form part of the Department of Basic Education's range of interventions aimed at improving the performance of South African learners in the first six grades. As one of the priorities of the Government's Plan of Action, this project has been made possible by the generous funding of the National Treasury. This has enabled the Department to make these workbooks, in all the official languages, available at no cost.

We hope that teachers will find these workbooks useful in their everyday teaching and in ensuring that their learners cover the curriculum. We have taken care to guide the teacher through each of the activities by the inclusion of icons that indicate what it is that the learner should do.

We sincerely hope that children will enjoy working through the book as they grow and learn, and that you, the teacher, will share their pleasure.

We wish you and your learners every success in using these workbooks.



Rainbow WORKBOOKS

ENGLISH HOME LANGUAGE
GRADE 1 – BOOK 1
TERMS 1 & 2
ISBN 978-1-920458-05-8

THIS BOOK MAY NOT BE SOLD.

a b c d e
f g h i j
k l m n o p
q r s t u
v w x y z

ENGLISH HOME LANGUAGE – Grade 1 | Book 1

ISBN 978-1-920458-05-8



Grade 1

Name:

Class:

basic education
Department:
Basic Education
REPUBLIC OF SOUTH AFRICA

ENGLISH HOME LANGUAGE

Book 1

Terms 1 & 2

Alphabet

Aa Bb Cc Dd Ee Ff

Gg Hh Ii Jj Kk

Ll Mm Nn Oo Pp

Qq Rr Ss Tt Uu

Vv Ww Xx Yy Zz

January February March

April May June

July August September

October November December

Published by the Department of Basic Education
222 Struben Street
Pretoria
South Africa

© Department of Basic Education
Third edition 2013

ISBN 978-1-920458-05-8

The Department of Basic Education has made every effort to trace copyright holders but if any have been inadvertently overlooked the Department will be pleased to make the necessary arrangements at the first opportunity.

This book may not be sold.

Grade 1

Rainbow WORKBOOKS

Language in ENGLISH

1 School 2

2 Playing together 36

3 After school 70

4 My family 104

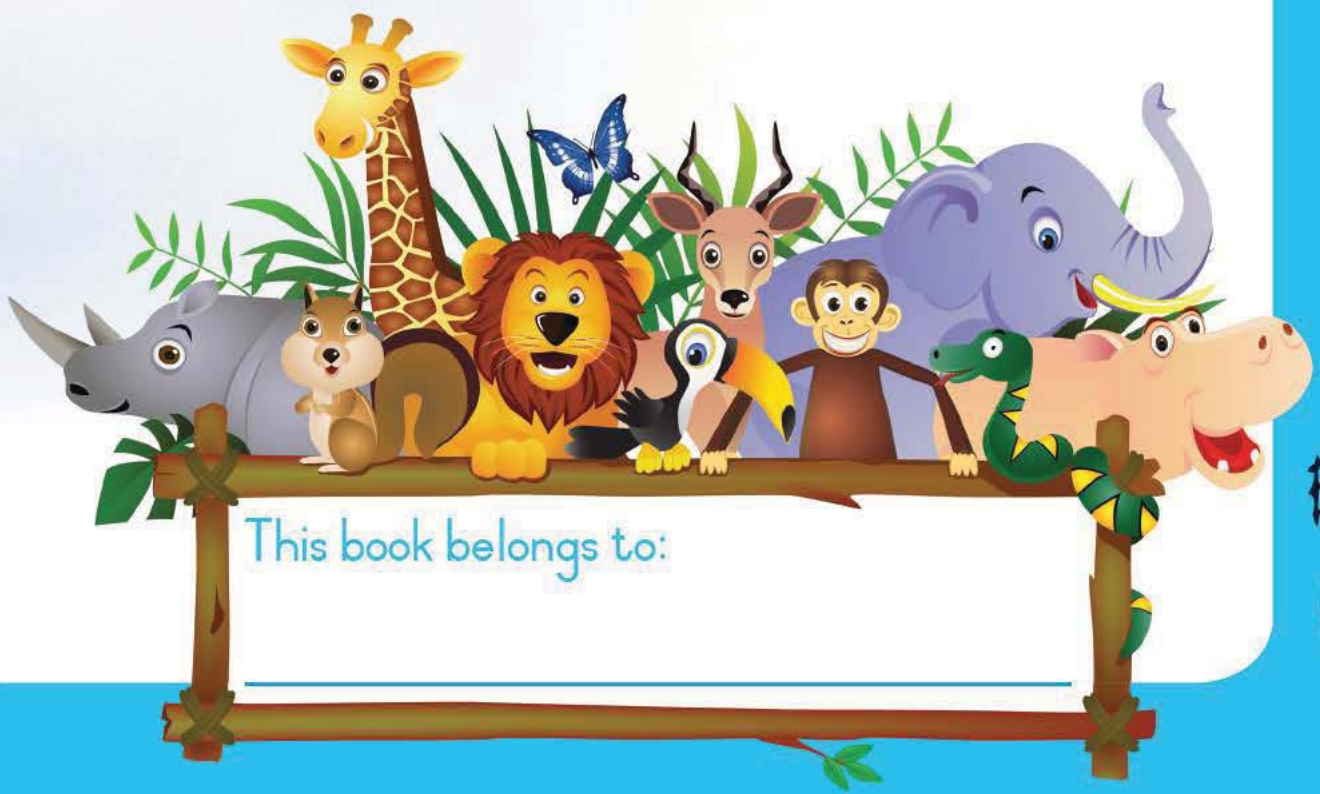

This book belongs to:

_____

ENGLISH Book 1

Do what they are doing

1

Let's do Copy these children.

Touch your head



Touch your shoulders



Touch your stomach



Touch your nose



Touch your knees



Stick out your tongue



Close your eyes



Aa Bb Cc Dd Ee Ff Gg Hh Ii Jj Kk Ll Mm





Touch your toes



Open your fingers wide

Stretch your arm out

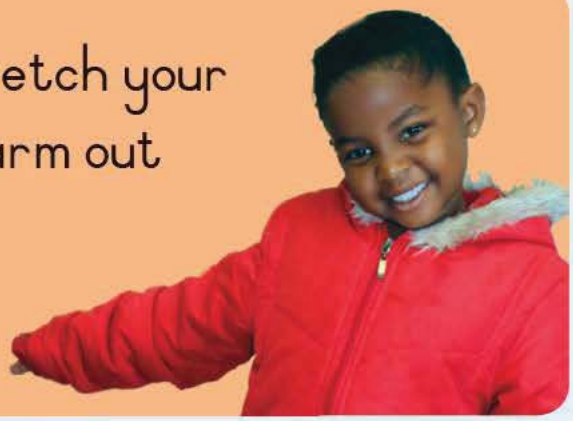



Touch your head

Touch the sky



Stretch out wide



The Body

Let's do

Listen to your teacher and point to the correct part of the body.

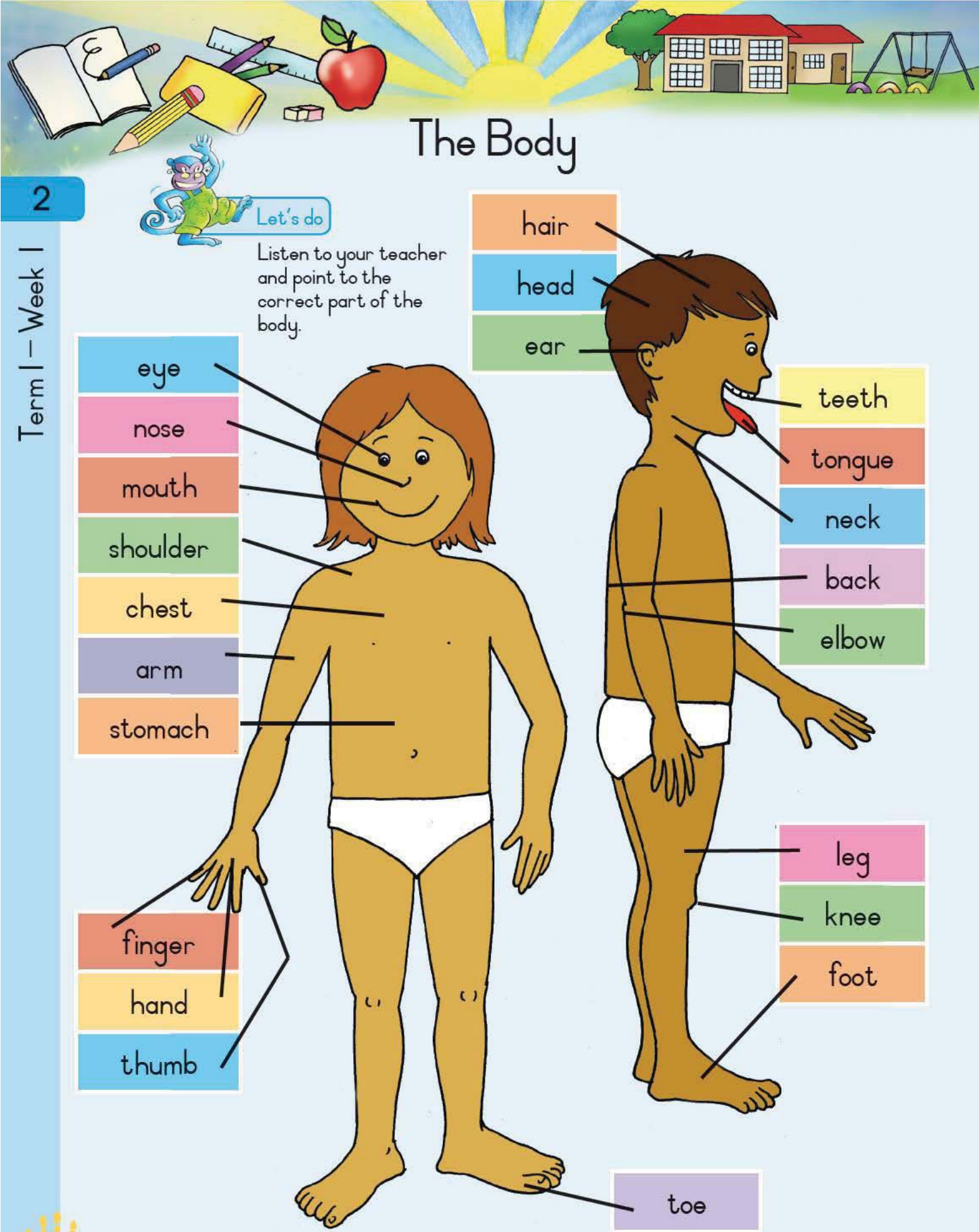

Aa Bb Cc Dd Ee Ff Gg Hh Ii Jj Kk Ll Mm



Let's write

Cut out the arms and legs and paste them correctly on this picture. Colour the picture and remember to draw the face.

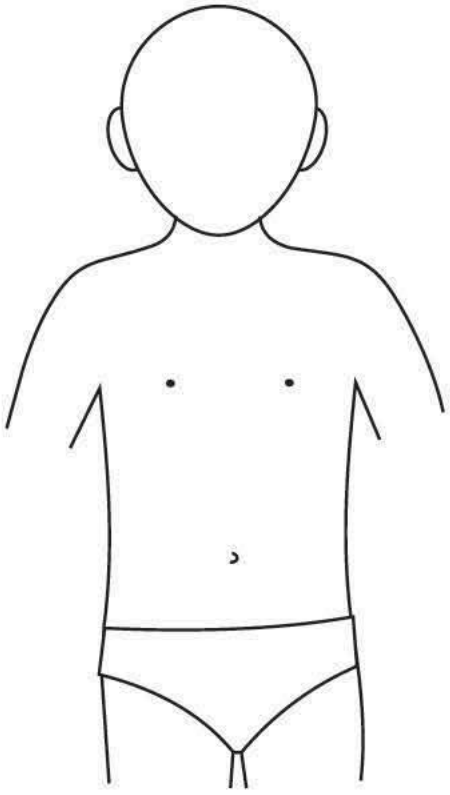



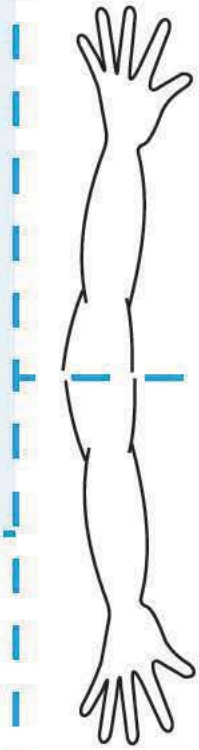

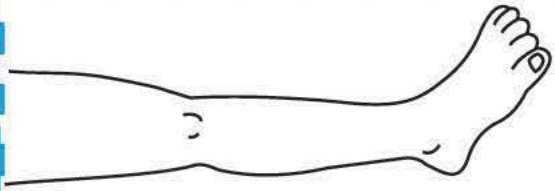

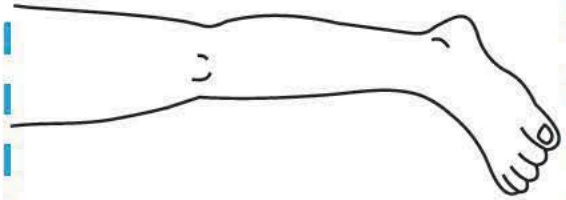

Left and Right





Trace your left hand.

Left



Aa Bb Cc Dd Ee Ff Gg Hh Ii Jj Kk Ll Mm





Trace your right hand then count your fingers.

Right







Teacher:

Sign:

Date:



Nn Oo Pp Qq Rr Ss Tt Uu Vv Ww Xx Yy Zz

Left and right



Stand like the boy in the picture.
Show your right hand.
Show your left hand.
Show which hand you like to write with.
Show which foot you like to kick with.

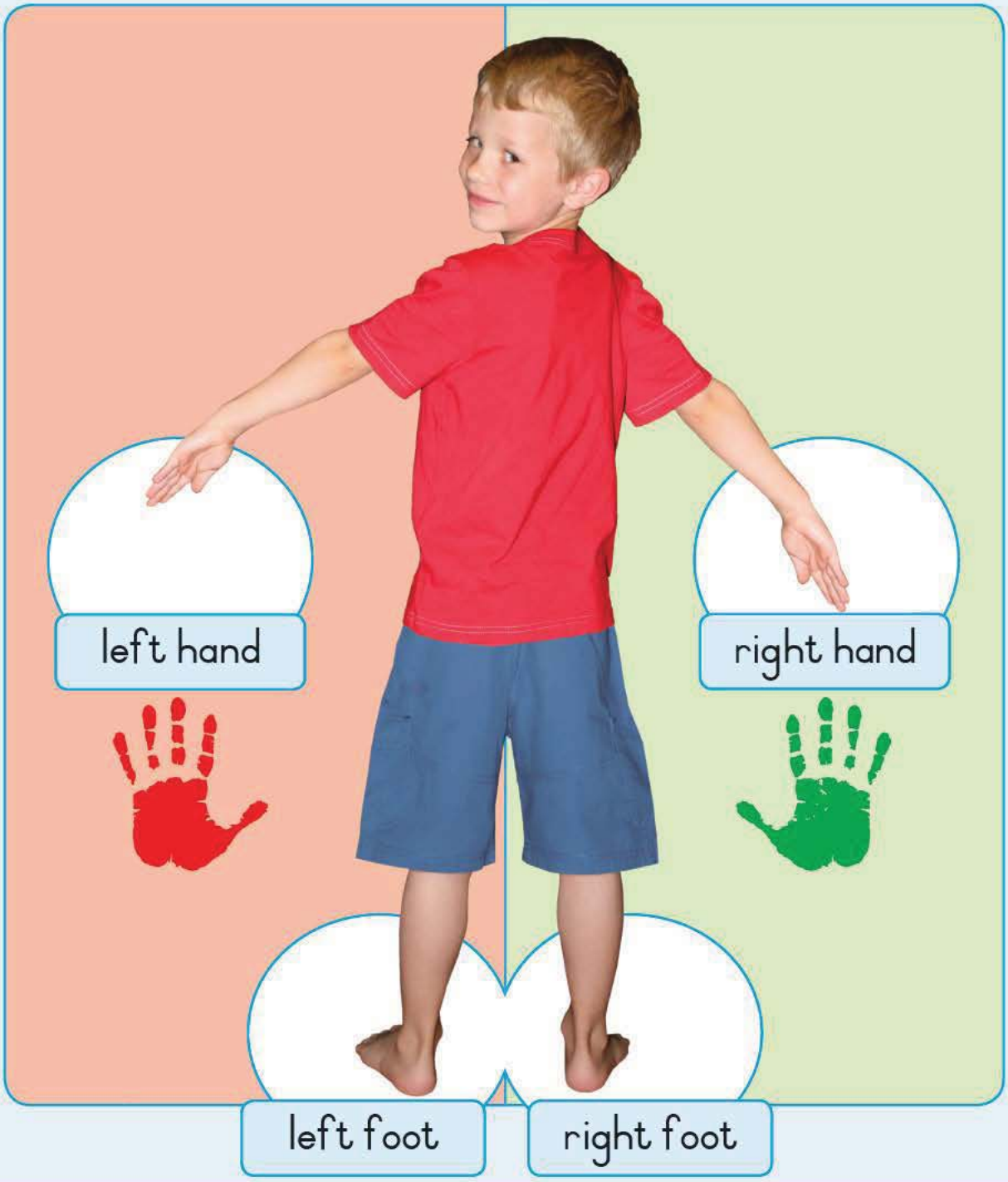

Trace the lines

Let's write

Draw strings for these balloons.



Draw sticks for these sweets.



Help the bee to find the flower.



Help the butterfly to find the flower.



Practise your name



Let's write

Circle the first letter of your name.

Practise it.

A B C D E F G
H I J K L M N
O P Q R S T
U V W X Y Z

Circle the other letters of your name.

a b c d e f g h i j k l m n o
p q r s t u v w x y z

Practise writing your name.

Name:

Surname:



Let's write

Draw sticks for these flags.

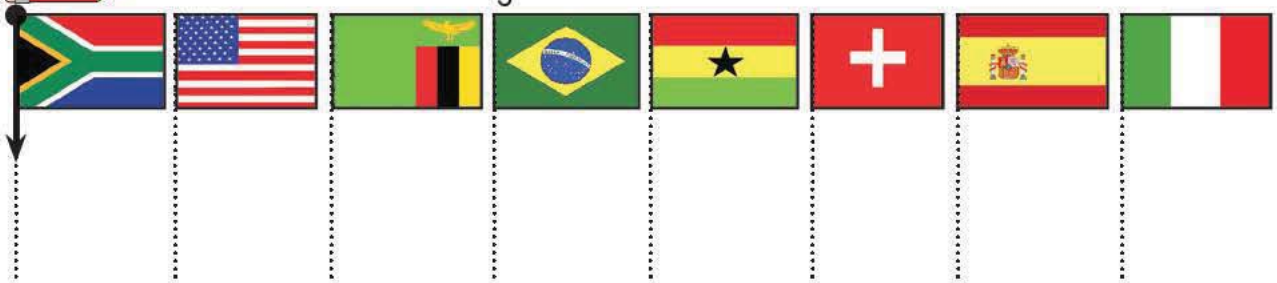

Draw stems for these flowers.



Help the kangaroo hop to her baby.

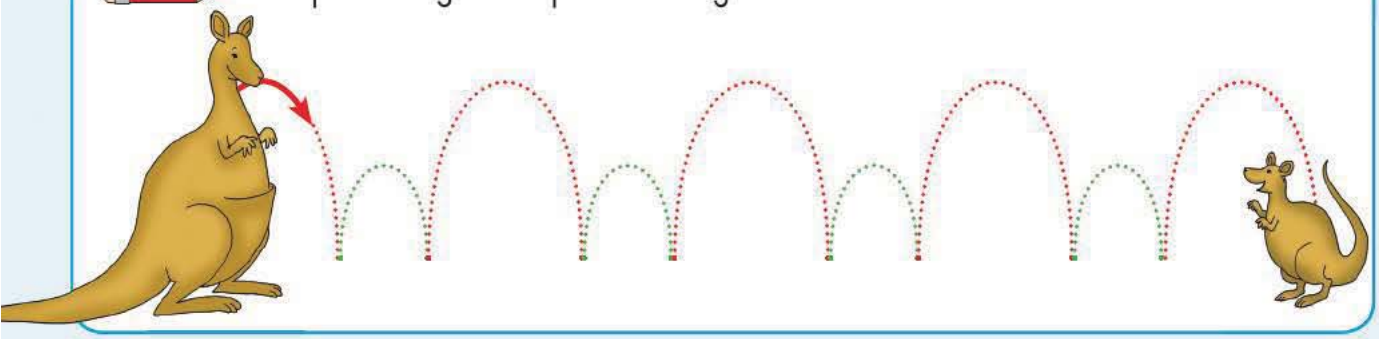

Help the boy fly his kite.

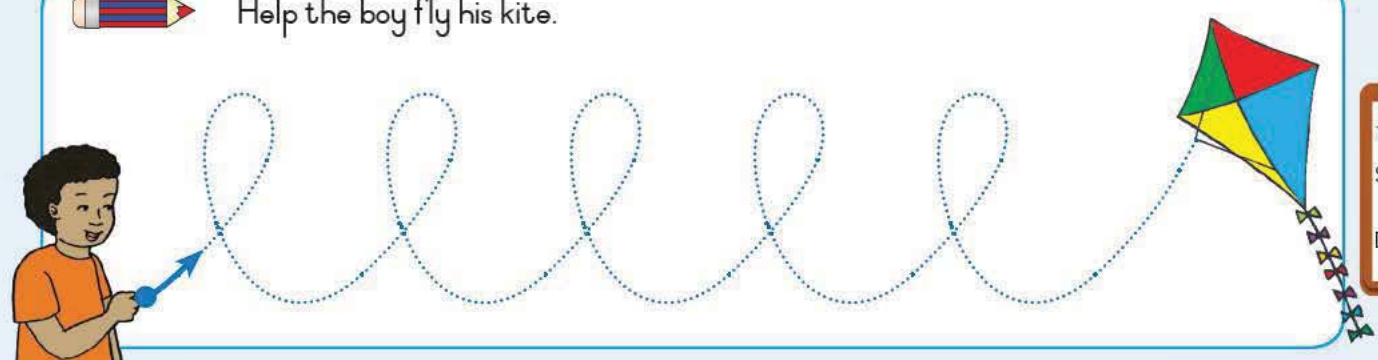



Teacher:

Sign:

Date:

Where are they?

Let's do Say where these children are.



under the box



outside the box



next to each other



inside the box

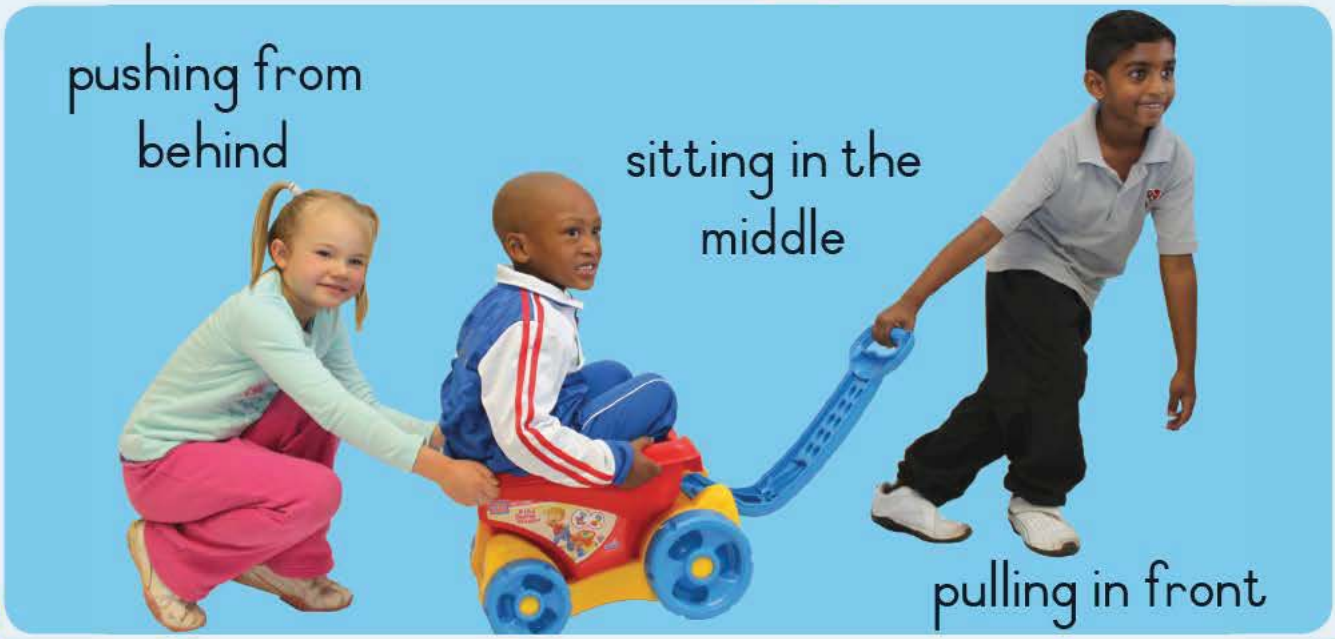

pushing from behind

sitting in the middle

pulling in front



in front of the chair



sitting on the chair



under the chair





standing on the chair



behind the chair

next to the chair



What noise does it make?

Let's do Say what noise it makes and then circle those that make a loud noise.

















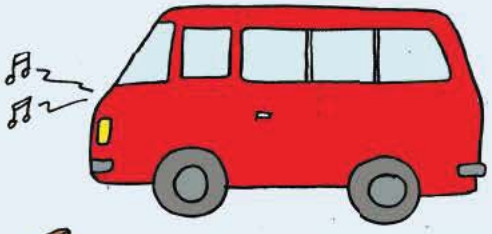





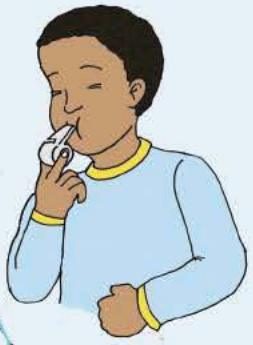







Odd one out

Let's write

Circle the odd one out in each row.

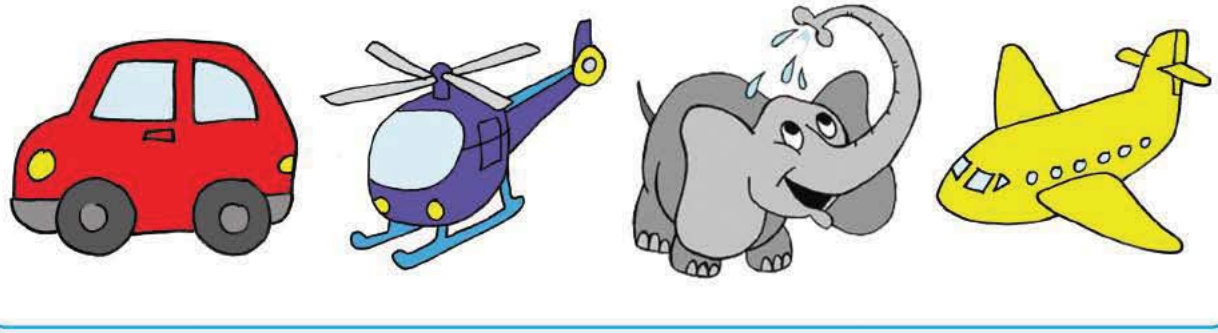





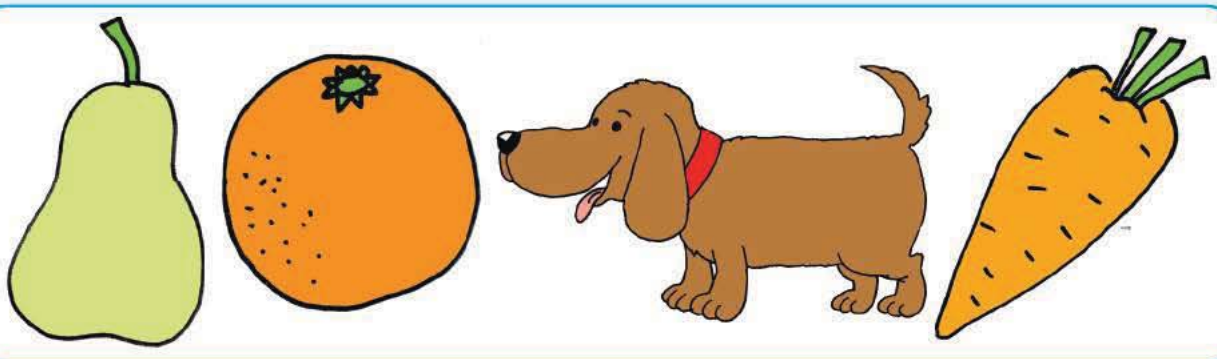

Teacher:

Sign:

Date:

Home safety

Let's do

What is dangerous in this picture?
Why is this dangerous?






PARAFFIN

Matching

Let's do

Draw a line to match each baby to its mother.
What sound does each animal make?




Goat
Pig
Foal
Foal
Sheep
Piglet
Duckling
Chick
Duck

My Classroom

Let's do

Look at the picture and talk about what you see.
Which of these do you have in your classroom?



school bag

lunchbox

sandwich

juice

apple

ball

skipping rope

books

Aa Bb Cc Dd Ee Ff Gg Hh Ii Jj Kk Ll Mm


poster
puzzle
crayons
pencil
glue stick
scissors
ruler
eraser
pen and paper
paint
paintbrush
radio
computer

Summer and Winter



Circle the clothes we wear in summer in red.
Circle the clothes we wear in winter in blue.





Summer







Teacher:

Sign:

Date:

Winter

Cleanliness

Let's write

Circle the things that we use for cleanliness.







Let's write Help the girls to find their toothbrushes.





At school

13

Let's speak

Look at the picture and talk about what you see.



Let's read

Ann and Sam.

Sounds

Say the sound and colour it in, then find and circle it.

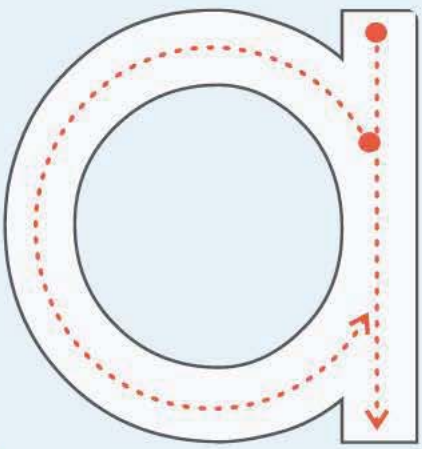

a	d	c	a
e	g	q	b
a	o	b	a
s	b	a	A



Word work

Read the words and listen to the sounds.

an	ant	Ann
as	Sam	apple



Let's write

Match the word cards with these words.

Ann	and	Sam.

Fun

Draw yourself.

The letter a

Let's write Practise writing this letter.

Aa



a a a a a a a

A A A A

Let's do Circle the pictures that start with the a-sound.





Let's do Find and circle the picture that is the same as the first one.



Find and circle the letter that is the same as the first one.

a	a	d	ɒ	a	b

Let's do Find the shape that is the same as the one in the first box. Colour it in the same colour.



Teacher:

Sign:

Date:

Playing Together

15

Let's speak

Look at the picture and talk about what you see.



Let's read

Ann and Sam sit.

Sounds

Say the sound and colour it in, then find and circle it.

S

z	s	e	c
e	z	o	s
a	s	x	z
s	u	w	a



Word work

Read the words and listen to the sounds.

Sam	sits	sat
sad	sit	sun



Let's write

Match the word cards from the back of the book with these words.

Ann	and	Sam	sit.

Fun

Help the bird to find its nest.



Help the boy to score a goal.



Help the bee to find the flower.



The letter S

Let's write Trace the dotted lines.

S S S S S S S

Let's write Practise writing this letter.

Ss

sun stars Ss snake

s s s s s s

S S S S

Let's write Circle the pictures in which you hear the S-sound.



Let's write Fill in the letter S in the spaces so that the words match the picture.



_sun



s ock s



s tar s



_snake

Teacher:
Sign:
Date:

We play

Let's speak Look at the picture and talk about what you see.



Let's read

The cat runs.

Sounds Say the sound and colour it in, then find and circle it.



c	d	c	a
e	c	e	a
a	o	a	a
s	o	a	c





Word work

Read the words and listen to the sounds.

cat	cup	can
cap	cut	cats



Let's write

Match the word cards with these words.

The	cat	runs.

Fun

Trace the dotted lines to find out what kind of animal these pets are.

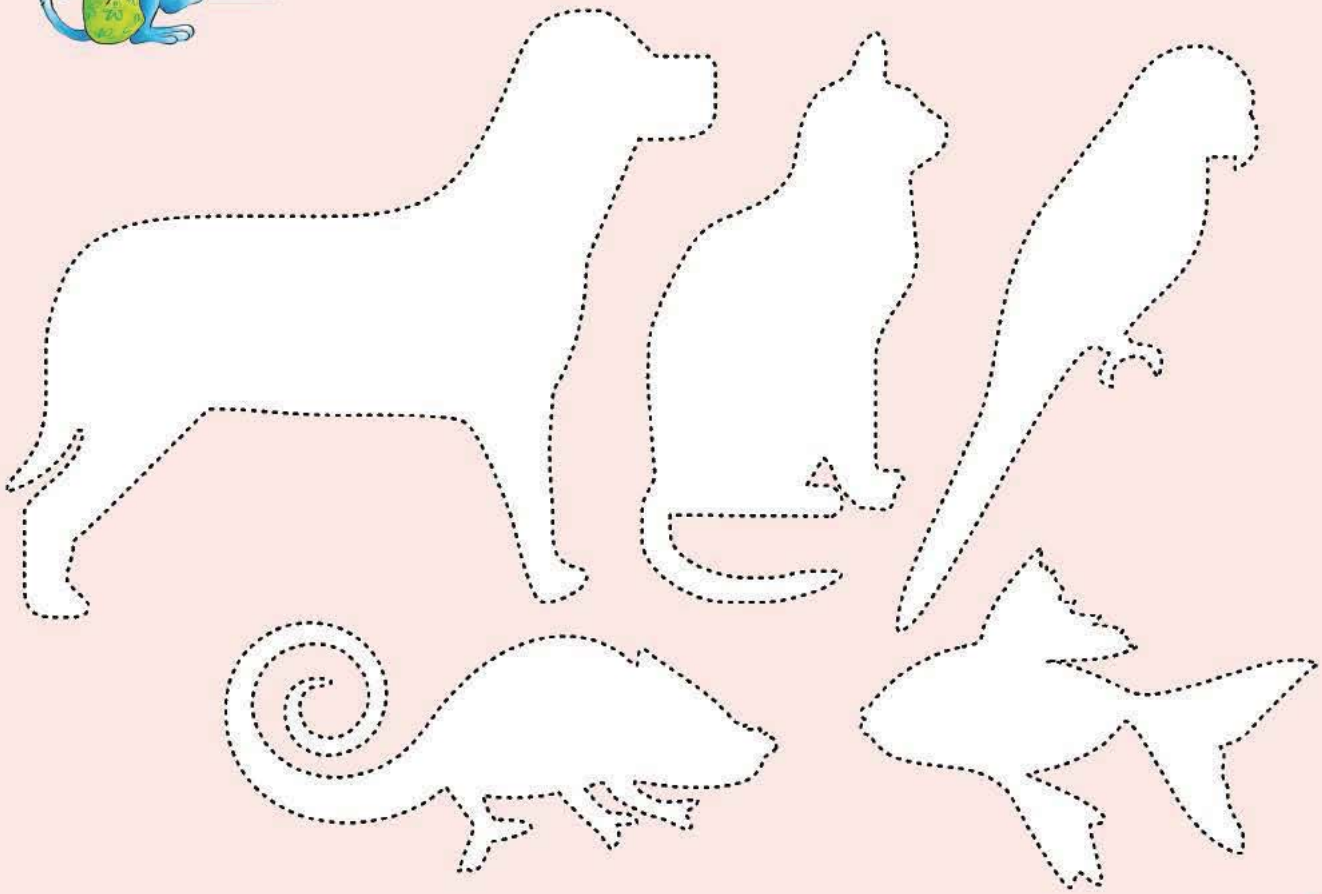

The letter C



Let's write Trace the dotted lines.

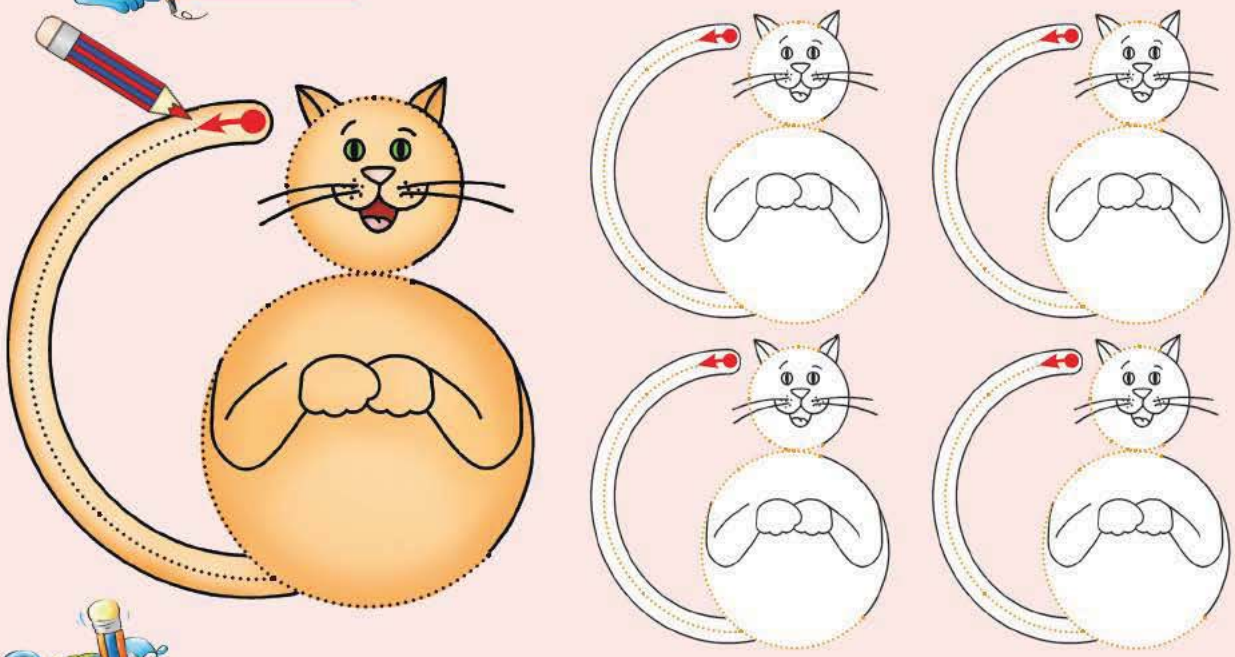



Let's write Practise writing this letter.





c

C

Let's write Circle the pictures that start with the **c**-sound.



Let's write Fill in the letter **C** in the spaces so that the words match the picture.



__an



__at



__ar



__ap

Teacher:

Sign:

Date:

We play

Let's speak Look at the picture and talk about what you see.



Let's read

It is fun in the sun.

Sounds Say the sound and colour it in, then find and circle it.

i	n	m	u	n
a	i	u	n	i
u	o	i	m	n
i	u	n	u	i

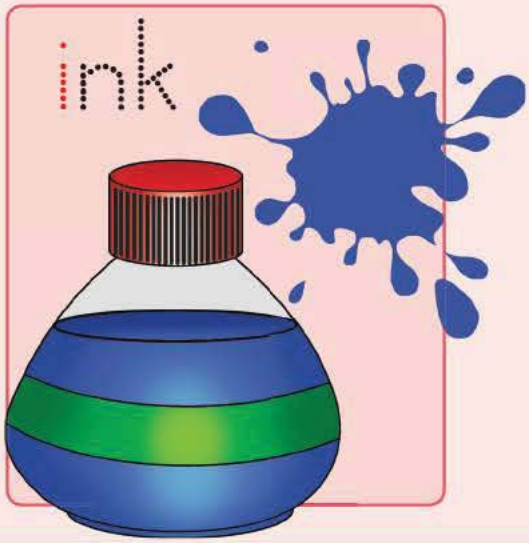



Word work

Read the words and listen to the sounds.

it	in	is
sit	tin	his



Let's write

Match the word cards with these words.

It	is	fun	in	the	sun.

Fun

Complete these patterns.

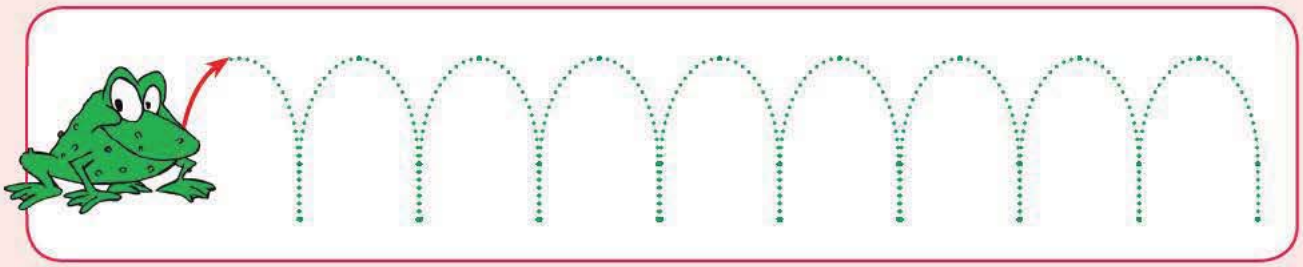





The letter i

Let's write Draw a stem for each flower.

Let's write Practise writing this letter.

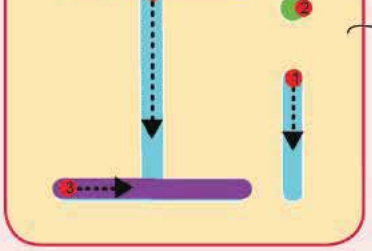



i i

I I



Let's write Circle the pictures that have the i-sound in them.

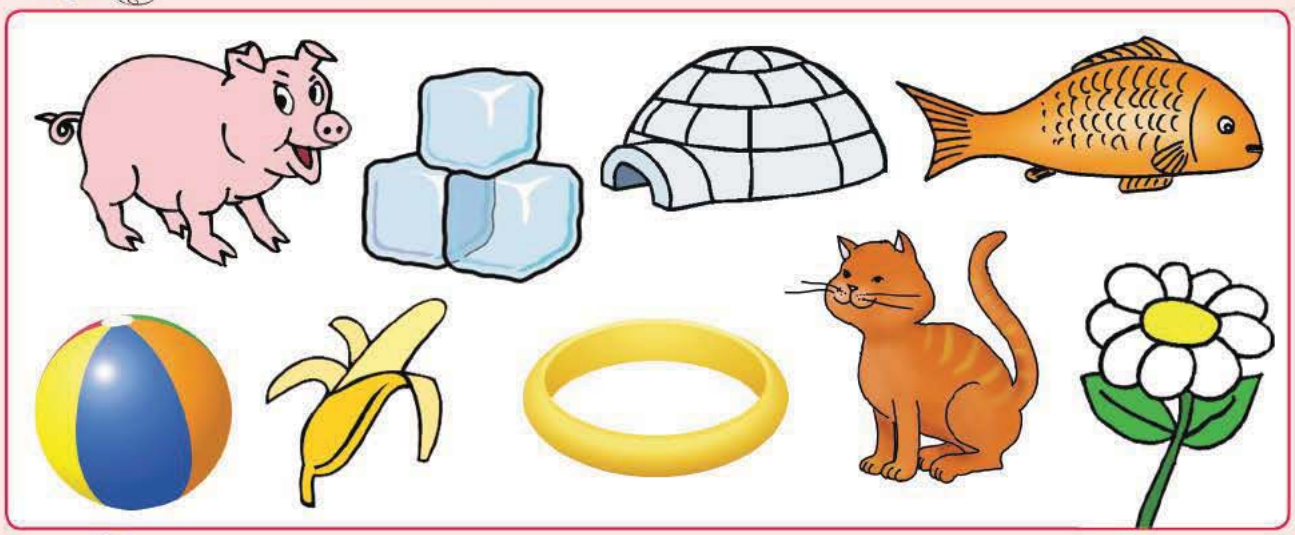

Let's write Fill in the letter i in the spaces so that it makes a word to match the picture.

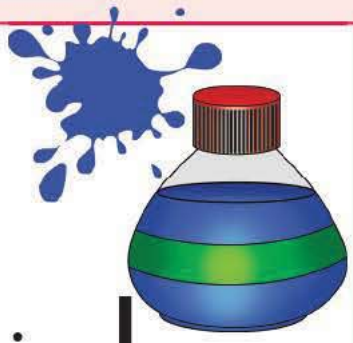

_ink



f_sh



z__p



m__lk

Teacher:

Sign:

Date:

Pets

Let's speak Look at the picture and talk about what you see.



Let's read

Ben is my pet.

Sounds Say the sound and colour it in, then find and circle it.

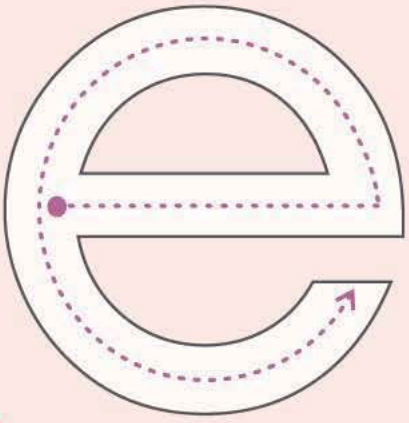

a	e	o	u
e	o	u	a
u	e	i	e
i	u	e	u





Word work

Read the words and listen to the sounds.

ten	end	Ben
pet	men	egg



Let's write

Match the word cards with these words.

Ben	is	my	pet.

Fun

Trace the road to help the driver finish the race.





The letter e



Let's write Trace the dotted lines.

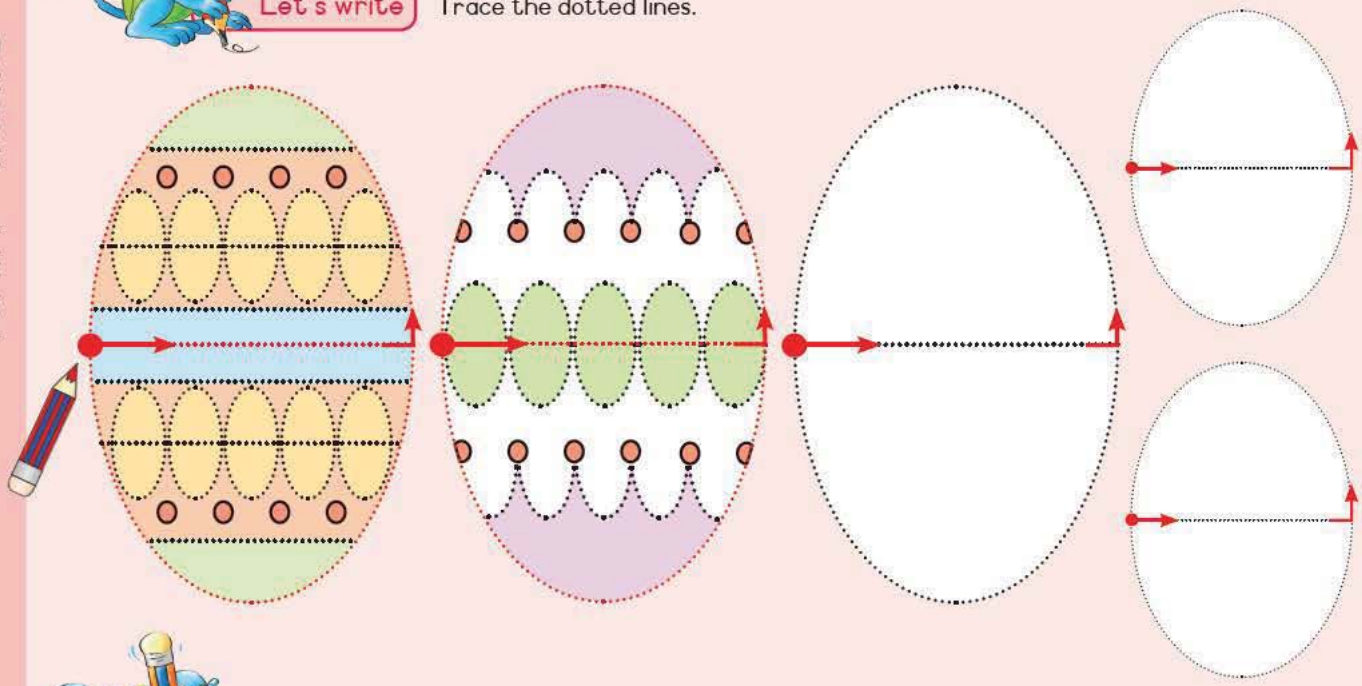



Let's write Practise writing this letter.

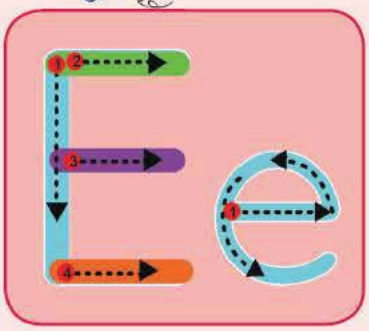

elephant hen







egg

e

E E



Let's write

Circle the pictures that start with the **e**-sound.



Let's write

Fill in the letter **e** in the spaces so that it makes a word to match a picture.
Draw a line from the word to the correct picture.

t_e_n
h_n
p_n
n_t



10

Teacher:

Sign:

Date:

My teacher

Let's speak Look at the picture and talk about what you see.



Let's read

It is hot.

Sounds Say the sound and colour it in, then find and circle it.

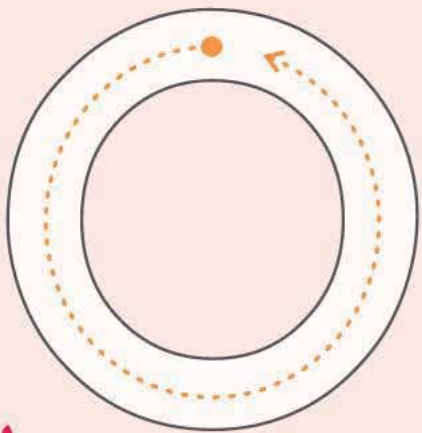

o	n	e	o
a	e	u	o
e	o	u	o
o	e	n	u





Word work

Read the words and listen to the sounds.

hot	not	lot
dog	top	on



Let's write

Match the word cards with these words.

It	is	hot.

Fun

Complete these patterns.





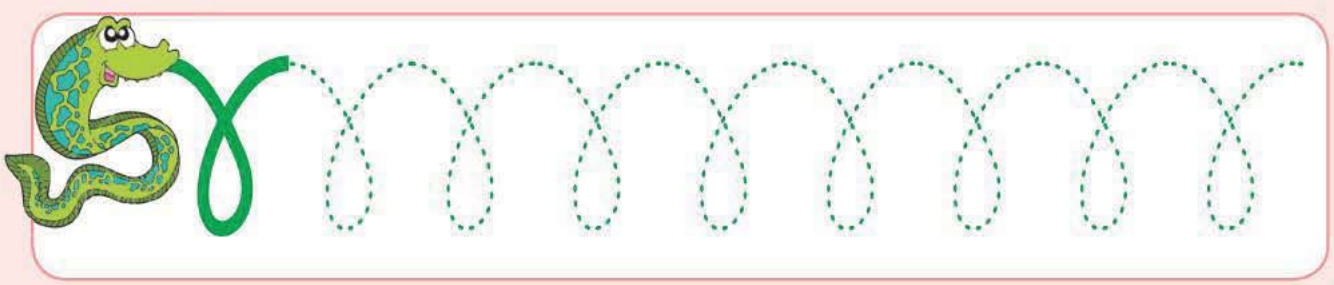

The letter O

Let's write Trace the dotted lines.

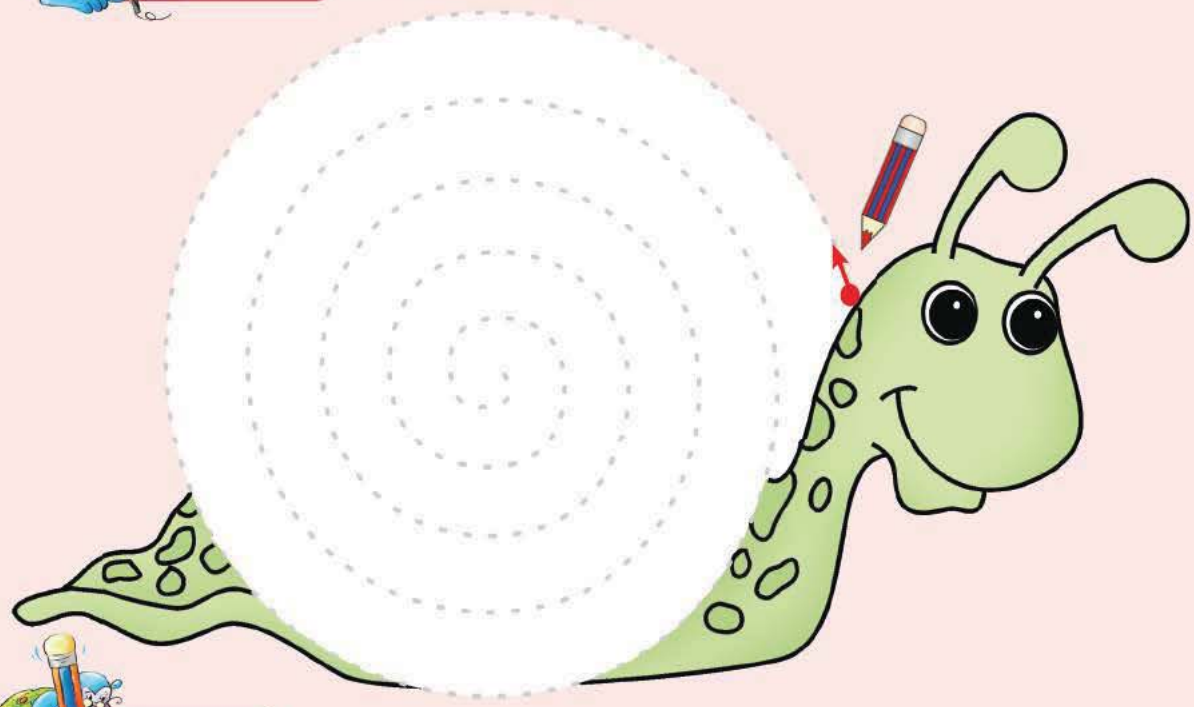

Let's write Practise writing this letter.

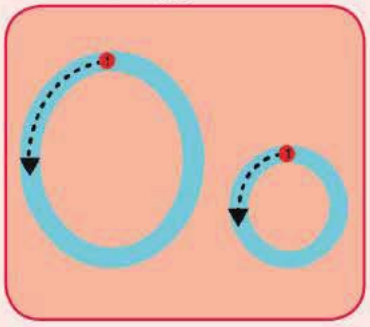



O O

O O



Let's write Fill in the sounds that these pictures start with.



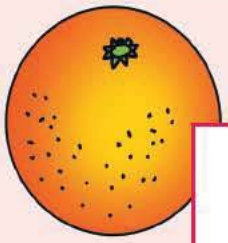





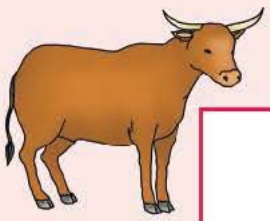



Let's write Fill in the letter **O** in the spaces so that it makes a word to match the picture.



s_o_ck



d_g



f_x



d__ll



b__x

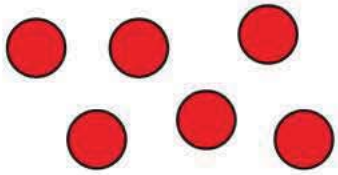

d__ts



Teacher:

Sign:

Date:



Helping

Let's speak Look at the picture and talk about what you see.



Let's read

Pam helps Sam up.

Sounds Say the sound and colour it in, then find and circle it.

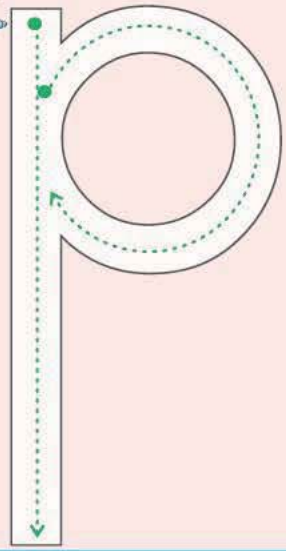

d	p	a	b
b	a	p	d
a	d	b	p
d	p	a	b





Word work

Read the words and listen to the sounds.

pig	pet	pot
pup	pen	pan





Let's write

Match the word cards with these words.

Get	up	Sam.



Fun

Tell your friend about the story you see in these pictures.







The letter p

Let's do Find and circle the letter that is the same as the first one.

p	a	d	ɒ	p	b
d	d	p	ɒ	d	a
b	b	d	q	p	a

Let's write Practise writing this letter.

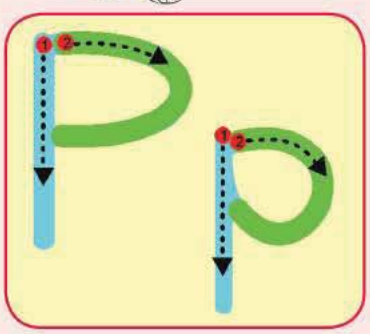



p p

P p



Let's write Fill in the sounds that these pictures start with.

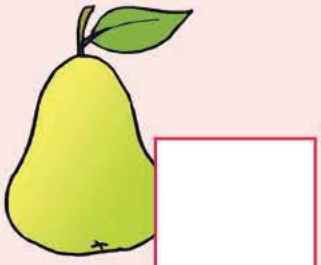











Let's write Fill in the letter p in the spaces so that it makes a word to match the picture.

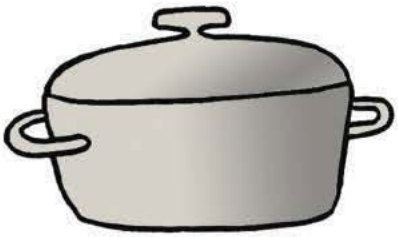

p ot

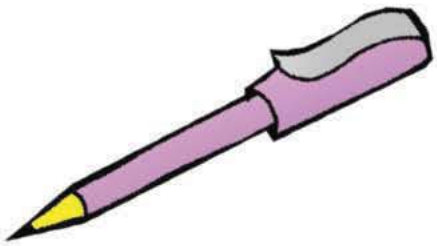

__ en



__ aint



__ u __ __ y

Teacher:

Sign:

Date:

Singing

Let's speak Look at the picture and talk about what you see.



Let's read

Ann has fun.

Sounds Say the sound and colour it in, then find and circle it.

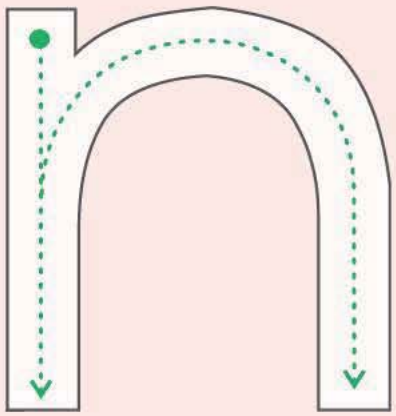

u	n	u	u
a	n	u	n
u	m	n	m
m	u	n	u





Word work

Read the words and listen to the sounds.

no	net	Ann
not	nap	nut



Let's write

Match the word cards with these words.

Ann	has	fun.

Fun

Draw yourself and then write your name.

My picture:



My ID document

Name:_____

Surname:_____

Date of birth: _____ / _____ / 20_____

The letter n



Let's write Trace the dotted lines.



Let's write Practise writing this letter.

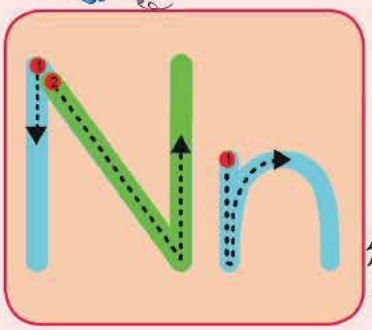



n n

N N



Let's write

Fill in the sounds that these pictures start with.







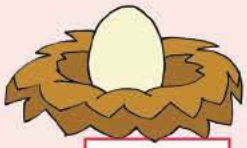







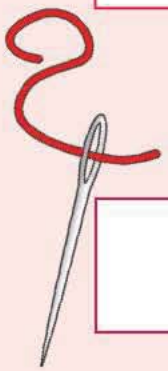

Let's write

Build words by combining the letters.

c, r, h + at	cat, rat, hat
b, h, m + ug	
p, h, r + ot	
b, r, f + un	

Teacher:

Sign:

Date:

Going home

Let's speak Look at the picture and talk about what you see.



Let's read

I am on the big bus.

Sounds Say the sound and colour it in, then find and circle it.

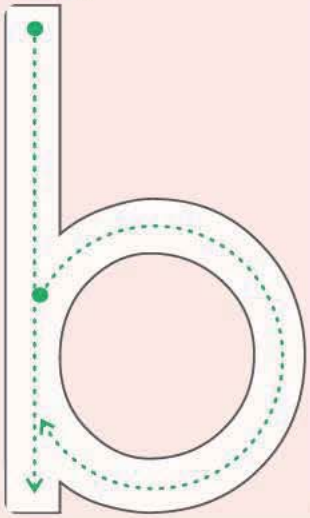

b	d	p	a
a	b	a	p
d	b	d	b
b	d	p	a



Word work

Read the words and listen to the sounds.

bus	bun	bug
bat	bed	bag



Let's write

Match the word cards with these words.

I	am	on	the	bus.

Fun

Fill in the letter **b** in the spaces so that it makes a word to match a picture.
Draw a line from the word to the correct picture.



_us



_at



_ug



_ag

The letter b



Let's do Find and circle the letter that is the same as the first one.

b	a	d	ɒ	p	b
p	b	d	ɒ	p	a
d	d	a	p	ɒ	b



Let's write Practise writing this letter.





b b

B B



Let's write Fill in the sounds that these pictures start with.















Let's write Fill in the letter **b** in the spaces so that the words match the picture.



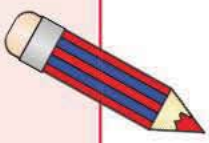

_ a _ y



_ ike



_ ird



_ ee



Teacher:

Sign:

Date:



Safely home

Let's speak Look at the picture and talk about what you see.



Let's read

She gets me.

Sounds Say the sound and colour it in, then find and circle it.

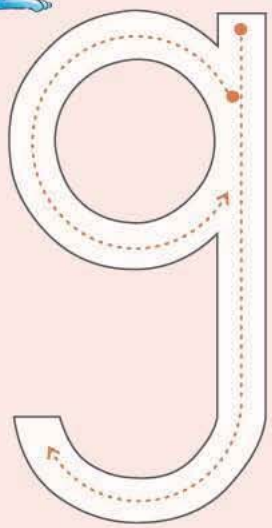

g	a	p	q
a	g	a	n
q	o	a	g
g	p	q	u



Word work

Read the words and listen to the sounds.

get	got	gum	go
mug	jug	bug	rug



Let's write

Match the word cards with these words.

She	gets	me.

Fun

Draw a picture to show how you get to school each day.

The letter g

Let's write Trace the dotted lines.



Let's write Practise writing this letter.

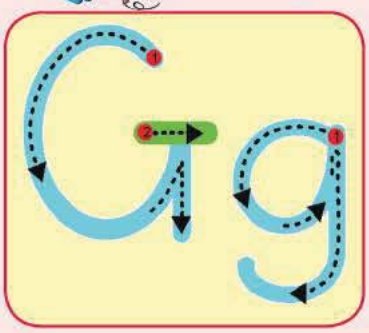



g g

G G



Let's write

Fill in the sounds that these pictures start with.







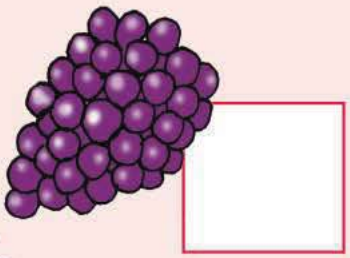

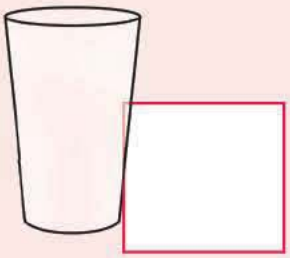



Let's write

Fill in the letter g in the spaces so that it makes a word to match a picture.
Draw a line from the word to the correct picture.







ba__
__ate
ju__
__irl
__oat
__lass



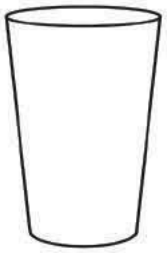



Teacher:
Sign:
Date:

Eating properly

Let's speak

Look at the picture and talk about what you see.



Let's read

He has his hat on.

Sounds

Say the sound and colour it in, then find and circle it.

h

h	n	m	h
n	u	a	n
u	h	u	a
h	u	n	h



Word work

Read the words and listen to the sounds.

hat	hot	hut
has	his	hug



Let's write

Match the word cards with these words.

He	has	his	hat	on.

Fun

Look at the pictures and draw a circle around all the fruit.



The letter h

Let's do

Help the bus to get to each house.

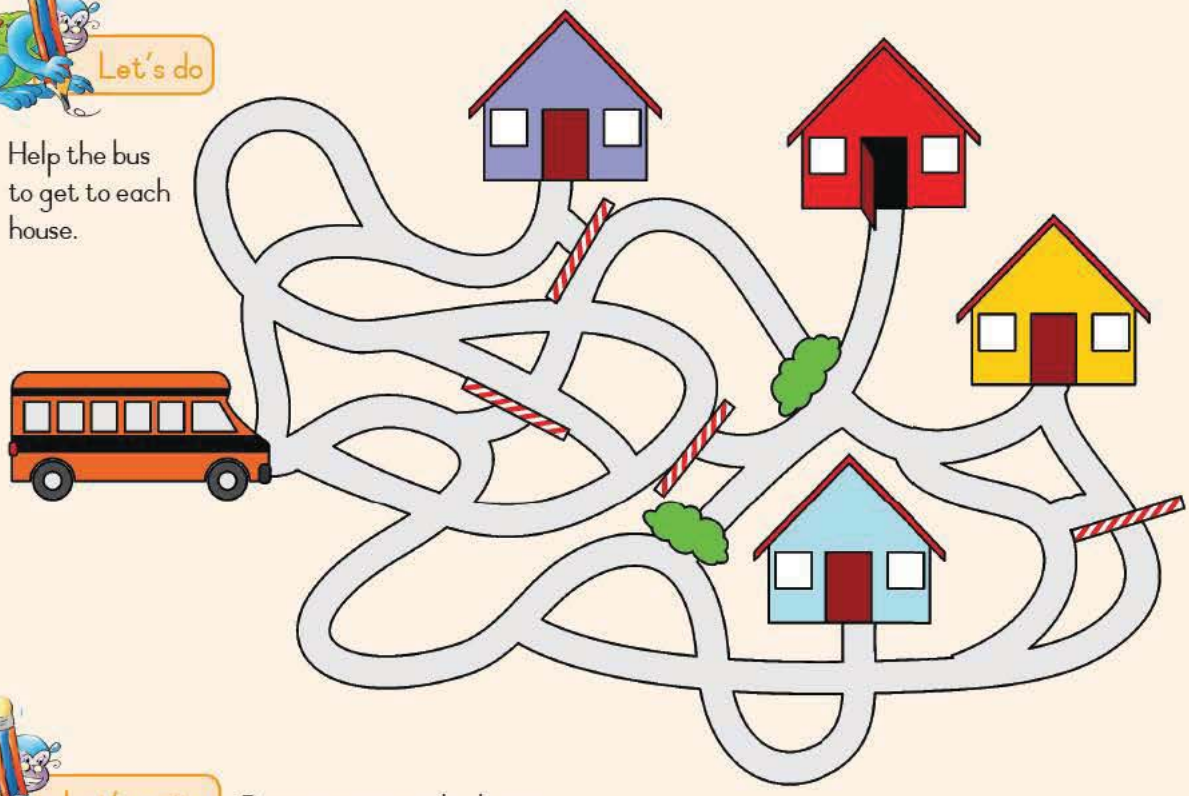

Let's write

Practise writing this letter.

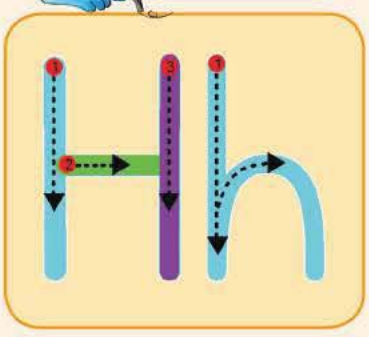



h h

H H

Let's write

Fill in the letter h in the spaces so that it makes a word to match a picture. Draw a line from the word to the correct picture.






hut	__and	__ouse	__elicopter
hat	__am	__orse	__amster

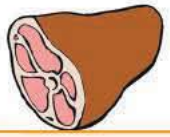




Let's draw

Draw these pictures that start with the letter h.



hat	hand
house	hut



Teacher:
Sign:
Date:

After school

Let's speak Look at the picture and talk about what you see.



Let's read

I run in red socks.

Sounds Say the sound and colour it in, then find and circle it.

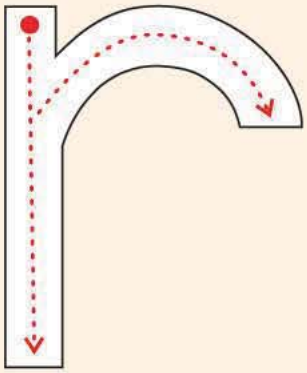

r	f	p	f
t	r	a	u
d	r	t	f
r	f	r	t





Word work

Read the words and listen to the sounds.

run	rat	red
rug	rag	rob



Let's write

Match the word cards with these words.

I	can	run.

Fun

Link the faces with the correct word. Draw how you feel today.



happy
sad
angry
scared

The letter r

Let's write Trace the dotted lines.



Let's write Practise writing this letter.

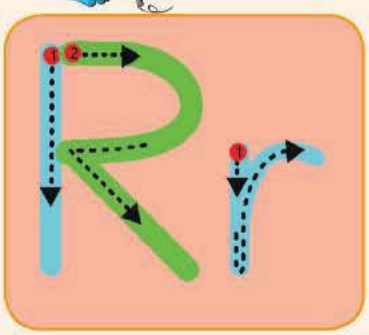



r r

R R

Let's write Fill in the sounds that these pictures start with.


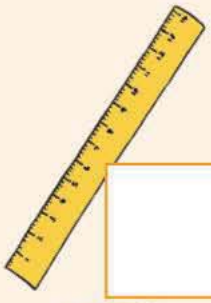







Let's write Fill in the letter r in the spaces so that it makes a word to match a picture. Draw a line from the word to the correct picture.






__adio
___abbit
__at
__ake
__azor
__ug
__obot
__un






Teacher:
Sign:
Date:

Games

Let's speak Look at the picture and talk about what you see.



Let's read

He runs and kicks.

Sounds Say the sound and colour it in, then find and circle it.

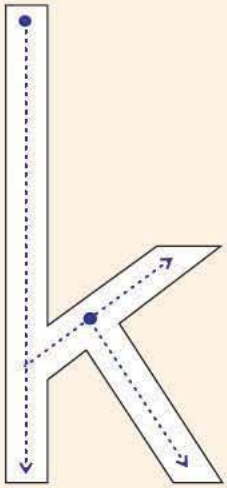

k	h	n	k
h	r	k	h
d	k	d	h
h	r	p	a

Kite

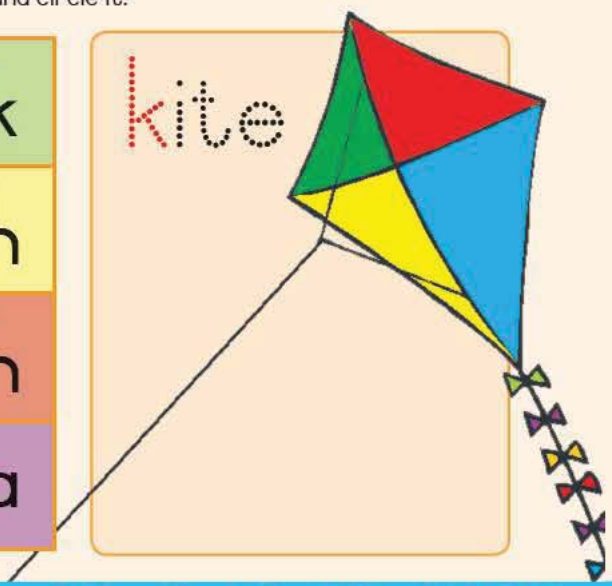



Word work Read the words and listen to the sounds.

kid	kick	kite
Ken	king	kit





Let's write Match the word cards with these words.

He	runs	and	kicks.



Fun Draw a line from the bottom picture to the correct ball.



The letter k

Let's write Trace the dotted lines.

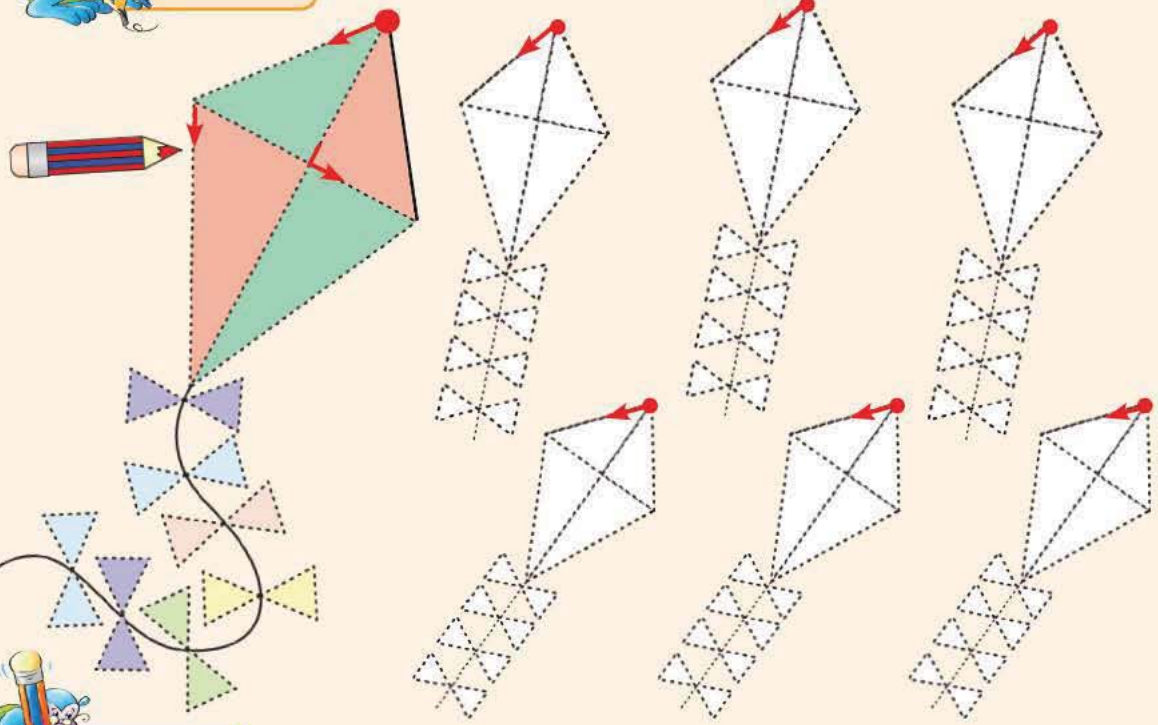

Let's write Practise writing this letter.

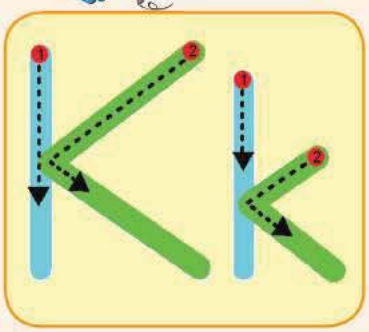



k k

K K



Let's write

Fill in the sounds that these pictures start with.



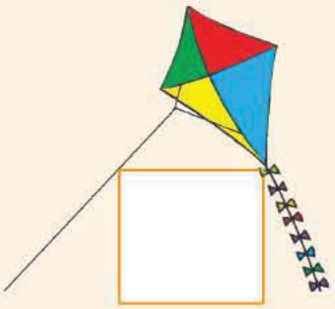







Let's write

Build words by combining the letters.

k, l, s + ick

kick

lick

sick

b, r, j + ack

c, f, m + an

ki + d, t, ss

Teacher:

Sign:

Date:

Neatness

Let's speak Look at the picture and talk about what you see.



Let's read

Sam is hot and wet.

Sounds Say the sound and colour it in, then find and circle it.

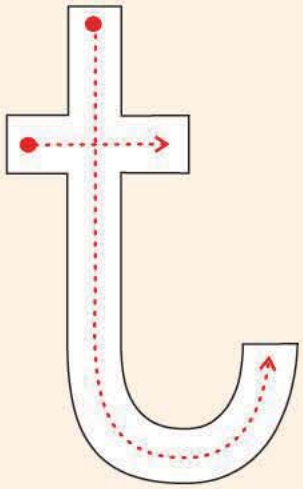

t	d	j	t
i	f	a	j
t	a	t	f
f	t	j	i







Word work Read the words and listen to the sounds.

ten	top	tip
tent	tap	tin





Let's write Match the word cards with these words.

Sam	is	hot	and	wet.



Fun Tell your friend how Sam looked before and after school.





The letter t

Let's write Trace the dotted lines and colour in the picture.

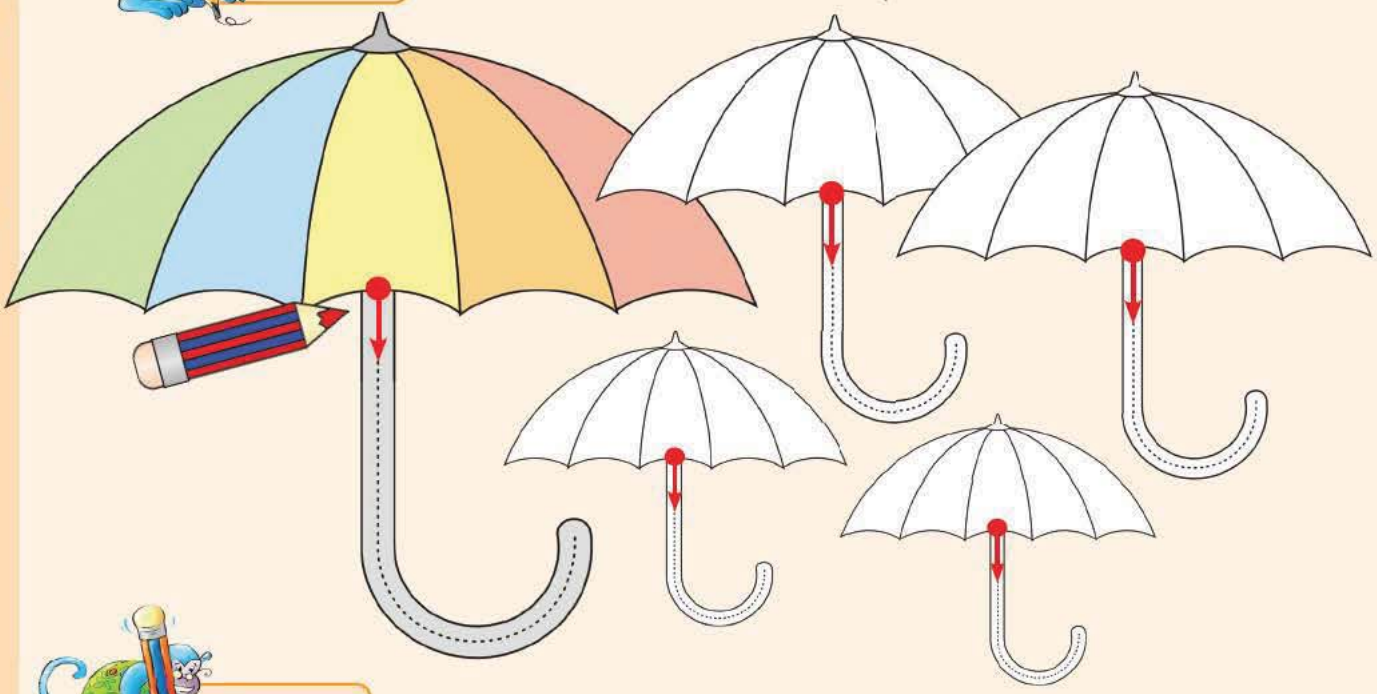

Let's write Practise writing this letter.

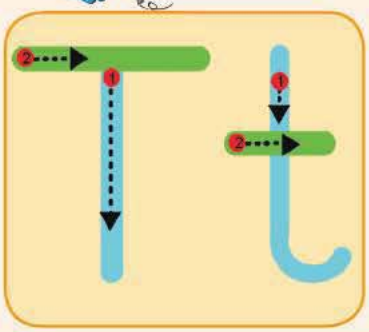

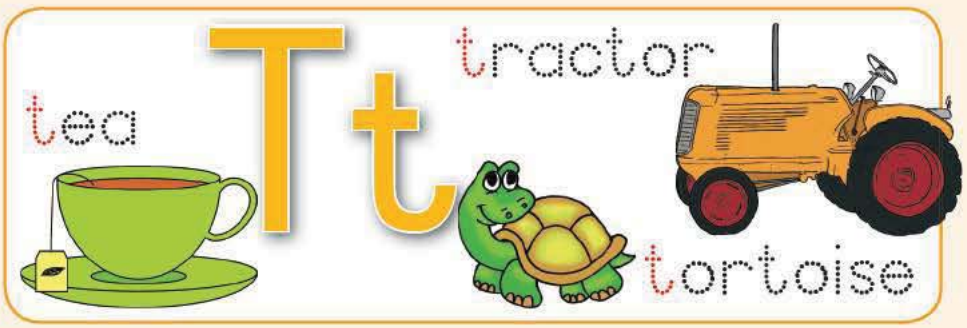

t t

T T

Let's write

Fill in the letters in the spaces so that it makes a word to match a picture. Draw a line from the word to the correct picture.






t_in	__ea	__en__	__rac__or
t_ap	__en	__ennis	__or__oise






Let's write

Colour in the correct word to fit with the picture.

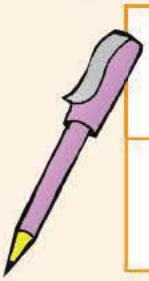

ten
pen



tooth
booth



tomato
potato



tent
rent



tap
top

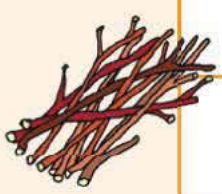

twigs
wigs



Teacher:
Sign:
Date:

Rest

Let's speak Look at the picture and talk about what you see.



Let's read

Sam sits. Ben sits.

Sounds Say the sound and colour it in, then find and circle it.

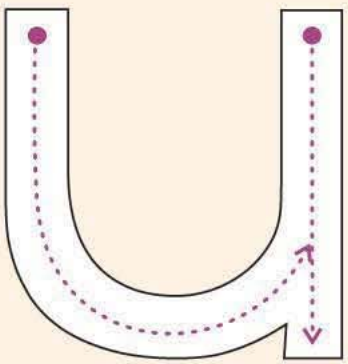

s	u	z	s
u	e	s	u
c	z	u	z
u	o	z	u



umbrella



Word work

Read the words and listen to the sounds.

Sam	sits	sad
sat	sun	see



Let's write

Match the word cards with these words.

Sam	sits.	Ben	sits.

Fun

Tell your friend the story you see in these pictures and write the sentence.



He is stuck in the tree.

The letter u

Let's write Trace the dotted lines to help the fish to swim away from the shark.

Let's write Practise writing this letter.

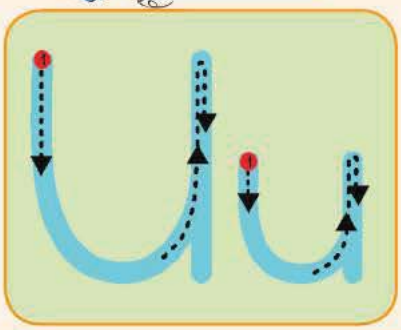



u u

u u

Let's write Circle the pictures that have a **u**-sound in them.



Let's write Fill in the letter **u** in the spaces so that it makes a word to match a picture. Draw a line from the word to the correct picture.

s_n

j_g

n_t

c_p

r_n

h_t



Teacher:

Sign:

Date:

Doing homework

43

Let's speak

Look at the picture and talk about what you see.



Let's read

Dad helps him.

Sounds

Say the sound and colour it in, then find and circle it.

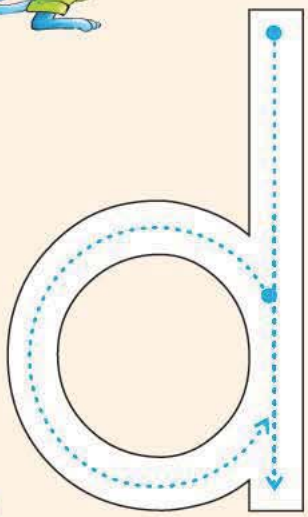

p	d	p	d
a	b	a	p
d	a	d	b
a	d	p	d



Word work

Read the words and listen to the sounds.

dog	dug	duck
did	dad	dud



Let's write

Match the word cards with these words.

Dad	helps	him.

Fun

Fill in the letter d to make the word match the picture.
Then trace the vowel in red.

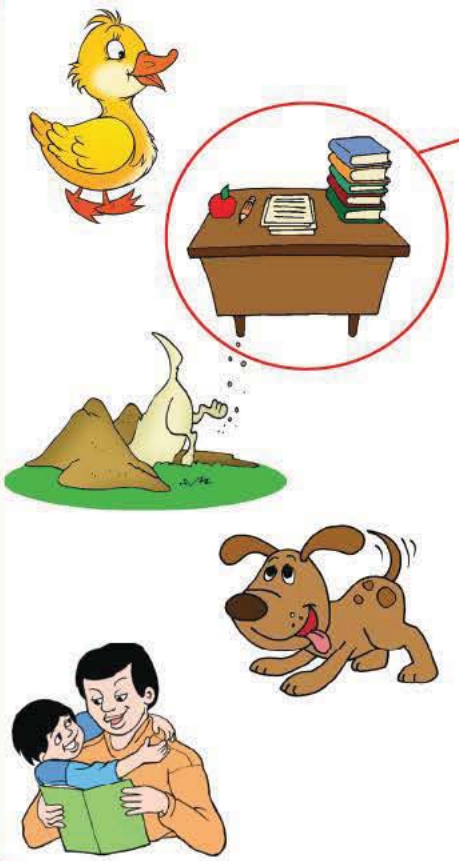

__esk	a
__og	e
__ig	o
__uck	i
__ad	u

The letter d

Let's do Find and circle the letter that is the same as the first one.

b	a	d	ɒ	p	b
p	b	d	ɒ	p	a
d	d	a	p	ɒ	b

Let's write Practise writing this letter.





d d

D D



Let's do Circle the pictures that start with the d -sound.

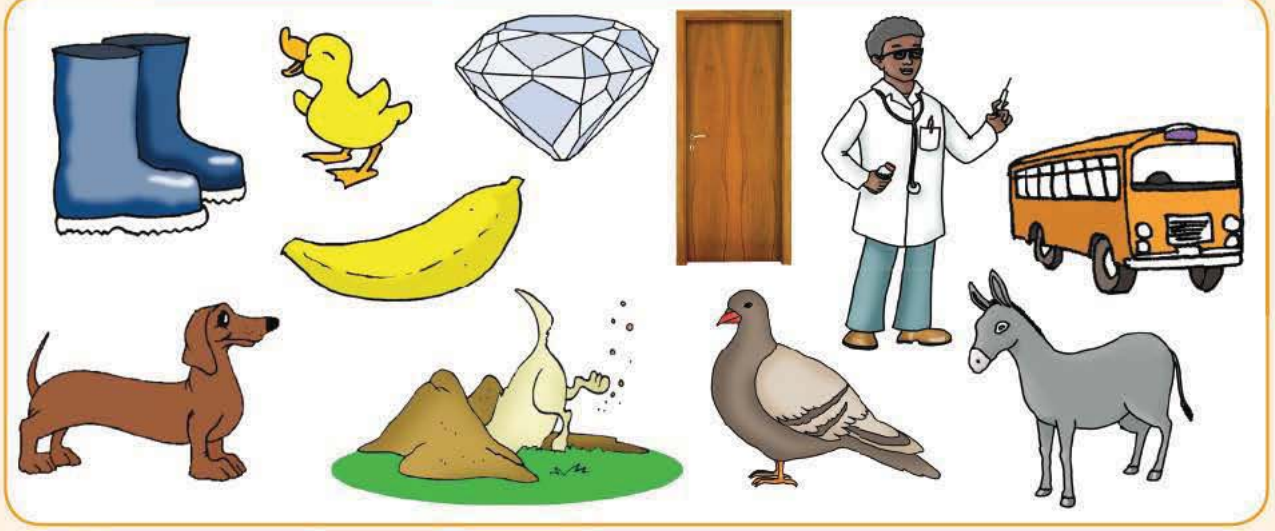

Let's write

b d

Fill in the letters in the spaces so that the words match the picture.



___all



___og



___ugs



___oll



___ell



___uck

Teacher:

Sign:

Date:

My Mother

Let's speak Look at the picture and talk about what you see.



Let's read

This is my mom.

ABC Sounds Say the sound and colour it in, then find and circle it.

m

m	u	h
a	m	n
h	u	n
m	n	m



Word work

Read the words and listen to the sounds.

mom	mum	man
mud	my	Sam



Let's write

Match the word cards with these words.

This	is	my	mom.

Fun

Tell your friend about the story you see in these pictures.







The letter m

Let's write Trace the dotted lines.





Let's write Practise writing this letter.

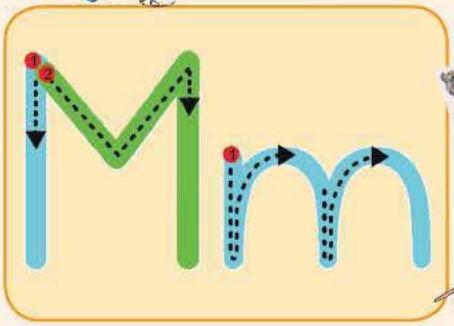



m m

M M

Let's write Draw a picture of a word that starts with the m- and n-sound.

m

n

Let's write m n Fill in the letters in the spaces so that the words match the picture.



___et



___ilk



___ouse



___oo___



___ose



___est

Teacher:

Sign:

Date:

My father

Let's speak

Look at the picture and talk about what you see.



Let's read

This is my father.

Sounds

Say the sound and colour it in, then find and circle it.

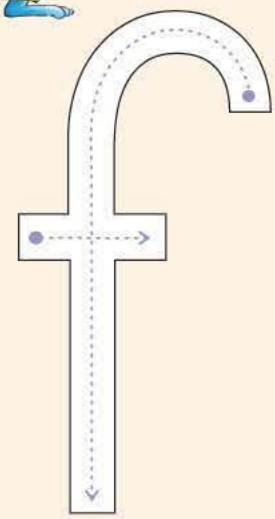

f	v	t	f
t	f	t	p
d	t	d	b
v	d	f	v





Word work

Read the words and listen to the sounds.

fat	fin	fed
fan	fun	father



Let's write

Match the word cards with these words.

This	is	my	father.

Fun

Join the dots to find out how father goes to work. Then draw faces in the windows and colour in the picture.

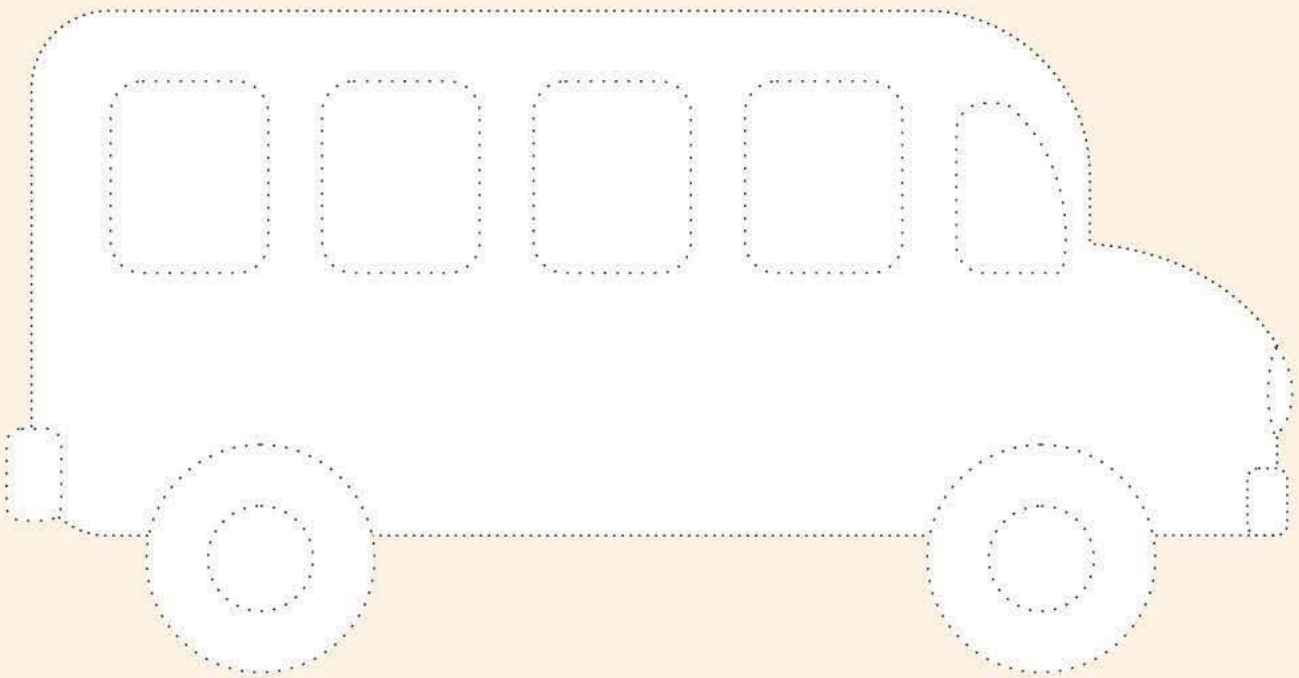

The letter f

Let's write Trace the dotted lines.



Let's write Practise writing this letter.

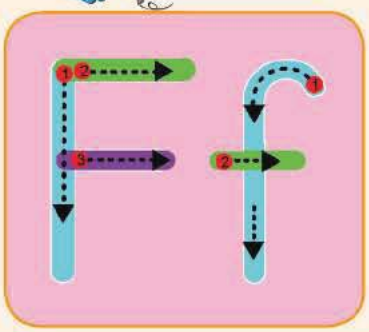



f f

F F



Let's write

Fill in the sounds that these pictures start with.







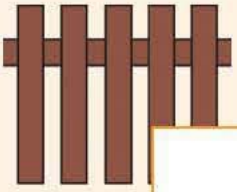











Let's write

Fill in the letter f in the spaces so that it makes a word to match a picture.
Draw a line from the word to the correct picture.

_ig	_ly	_rog	_lag	_rame	_ire















Teacher:
Sign:
Date:

My brother

Let's speak

Look at the picture and talk about what you see.



Let's read

He has a yellow shirt.

Sounds

Say the sound and colour it in, then find and circle it.

y

y	j	g	y
g	y	g	p
y	a	y	g
u	p	a	j

yoghurt



Word work

Read the words and listen to the sounds.

yes	yam	you	yellow
yolk	yacht	yo-yo	yet



Let's write

Match the word cards with these words.

He	has	a	yellow	shirt.

Fun

Show Sam how to get to school, to the shop and to the taxi rank.



The letter y

Let's write Trace the dotted lines to help the plane fly in the sky.



Let's write Practise writing this letter.

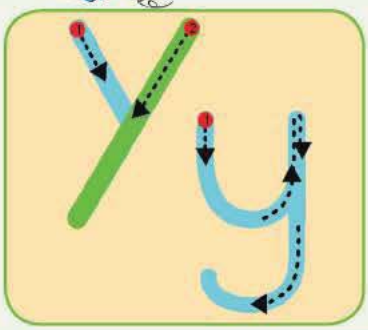



y y

Y Y

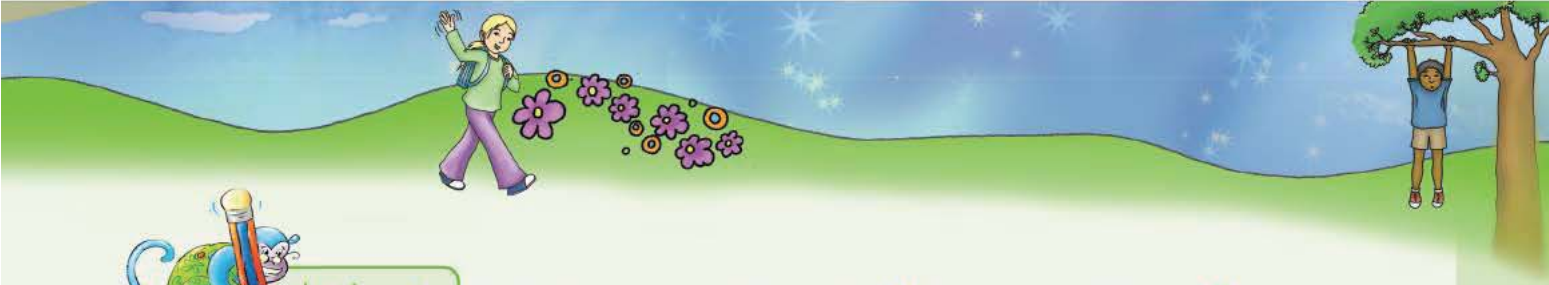

Let's write Colour in the shapes with the letter y in yellow and the letter g with green.

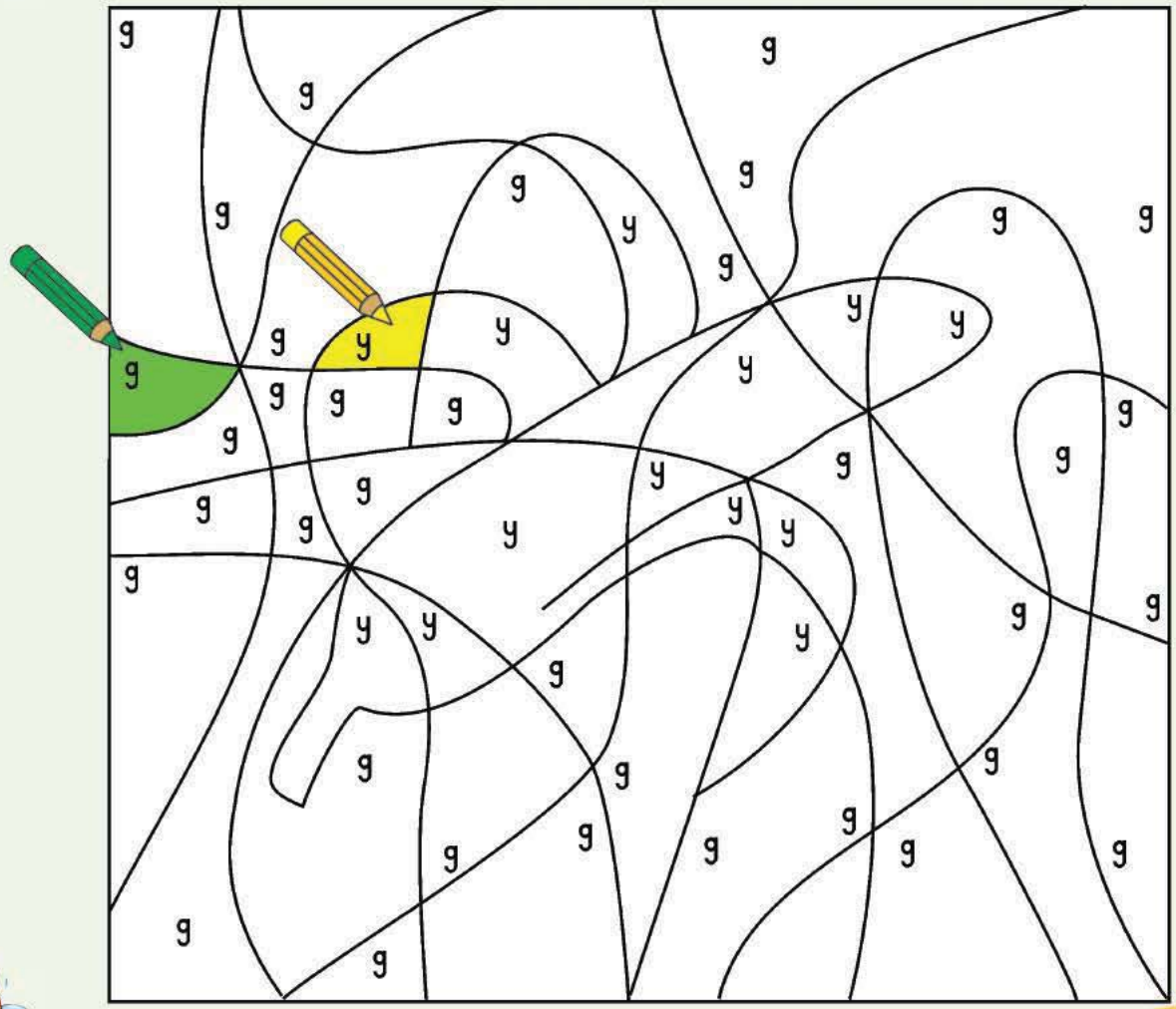



Let's write Fill in the letters to make the correct words, then match the pictures with the words.



___ellow



___oghurt

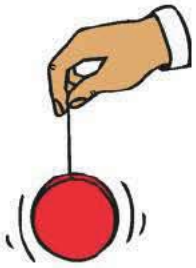

___o-___o



___acht

Teacher:

Sign:

Date:

My grandparents

Let's speak Look at the picture and talk about what you see.



Let's read

We like gran a lot.

Sounds Say the sound and colour it in, then find and circle it.

p	l	p	d
a	b	a	p
d	a	d	l
l	d	p	d



Word work

Read the words and listen to the sounds.

leg	log	lid	land
like	let	lot	lost

Let's write

Match the word cards with these words.

We	like	gran	a	lot.

Fun

Talk about these pictures.



The letter l

Let's write Trace the dotted lines.



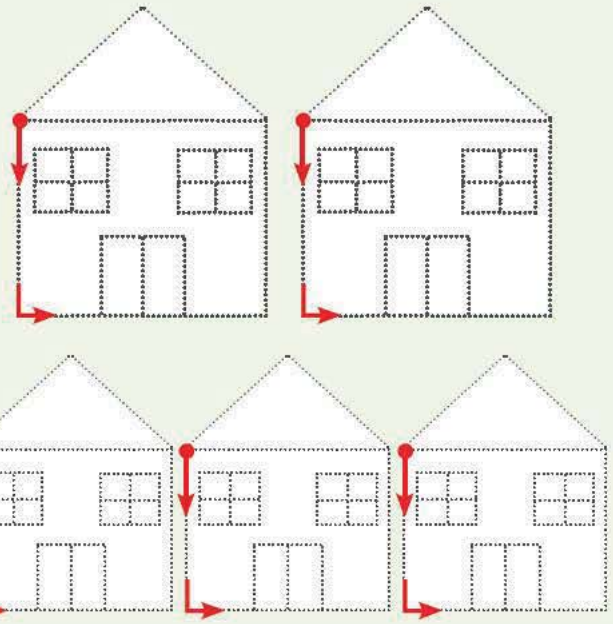

Let's write Practise writing this letter.

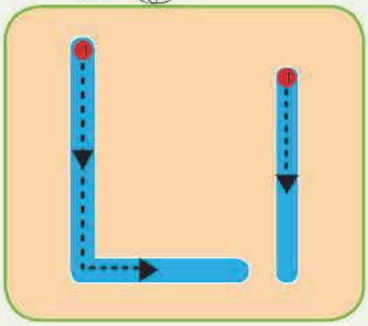



l

L

Let's write

Fill in the sounds that these pictures start with.











Let's write

Fill in the letter **l** in the spaces so that it makes a word to match a picture.
Draw a line from the word to the correct picture.

___eg
___ion
___eaf
___amp
___izard
___eopard








Teacher:
Sign:
Date:

Uncle and aunt

Let's speak

Look at the picture and talk about what you see.



Let's read

They sit at the TV.

Sounds

Say the sound and colour it in, then find and circle it.

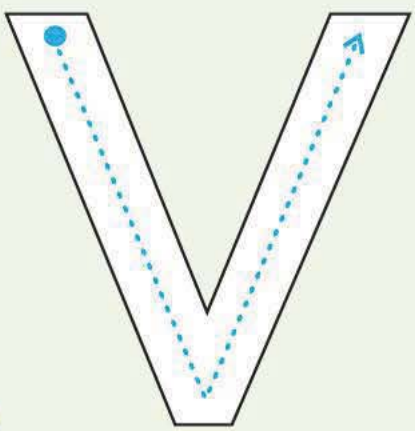

f	r	t	f
t	f	t	v
r	t	d	b
v	r	f	e



Word work

Read the words and listen to the sounds.

vat	van	vain	vase
TV	vest	vet	very



Let's write

Match the word cards with these words.

They	sit	at	the	TV.

Fun

Draw a picture on the TV to show what you like to watch.



The letter V

Let's write Trace the dotted lines.



Let's write Practise writing this letter.

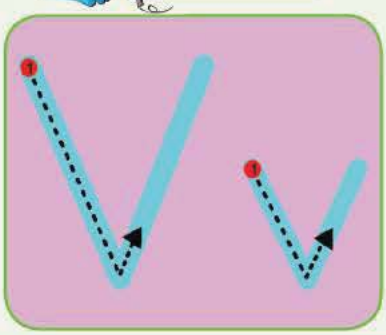



V v

V v

Let's write Fill in the letters that these pictures start with.



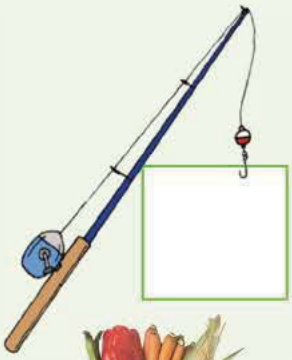






Let's write Fill in the letter **V** in the spaces so that it makes a word to match a picture. Draw a line from the word to the correct picture.

___an

___ase

___est

___et






Teacher:
Sign:
Date:

Helping

Let's speak

Look at the picture and talk about what you see.



Let's read

We help to wash up.

Sounds

Say the sound and colour it in, then find and circle it.

W

w	v	u
t	w	m
m	n	u
v	u	w

whale



Word work

Read the words and listen to the sounds.

wet	wax	win	won
we	wash	wish	will



Let's write

Match the word cards with these words.

We	help	to	wash	up.

Fun

Draw a red circle around the meat.
Draw a blue circle around the soaps.
Draw a green circle around the fruit.



The letter W

Let's write Trace the dotted lines.

Let's write Practise writing this letter.

watch whale web

W w

W

W

Let's write

Fill in the letters that these pictures start with.


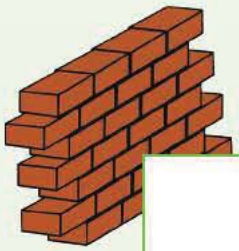







Let's write

Fill in the letter **W** in the spaces so that it makes a word to match the picture.



_window



___ell



___all



___atch

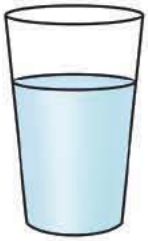

___ater



___eb

Teacher:

Sign:

Date:

Birthdays

Let's speak Look at the picture and talk about what you see.



Let's read

Sam is six.

Sounds Say the sound and colour it in, then find and circle it.

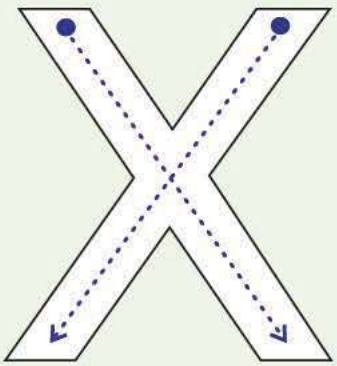

x	v	u	x
a	x	a	x
u	a	v	u
v	d	x	d



Word work

Read the words and listen to the sounds.

six	mix	fix	wax
box	fox	ox	tax



Let's write

Match the word cards with these words.

Sam	is	six.

Fun

Draw candles on this cake to show how old you are.



The letter X

Let's write Fix the fence so that the cow can't get out.

Let's write Practise writing this letter.

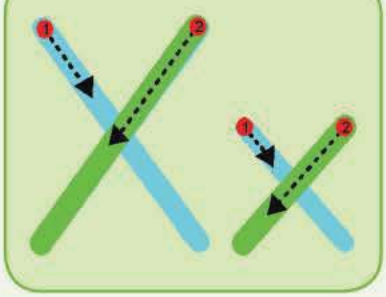

x–ray

box

fox

X x

X x

X x

Let's write Build words with the letters.

f, m, s + ix	fix mix six
b, f, p + ox	
t, m, w + ax	
s, l, m + ocks	

Let's write Fill in the letters these words start with.





harp



___ylophone



___uitar



___iolin



___rum



___amborine



___iano



___rumpet

Teacher:
Sign:
Date:

Nn Oo Pp Qq Rr Ss Tt Uu Vv Ww Xx Yy Zz

Eating

Let's speak Look at the picture and talk about what you see.



Ben just jumps for the jug and the jam.

Let's read

Sounds Say the sound and colour it in, then find and circle it.



j	y	p	g
a	g	j	p
g	j	g	y
y	d	y	j





Word work

Read the words and listen to the sounds.

jug	job	jot	just
jam	jab	Jim	jump



Let's write

Match the word cards with these words.

Ben	just	jumps	for	the
jug	and	the	jam.	

Fun

Draw a picture of your family then trace the words.

father

mother

sister

brother

grandma

grandpa

The letter j



Let's do Find and circle the letter that is the same as the first one.

j	t	f	ɟ	g	j
t	j	t	ɬ	f	a
f	d	f	t	ɒ	j



Let's write Practise writing this letter.

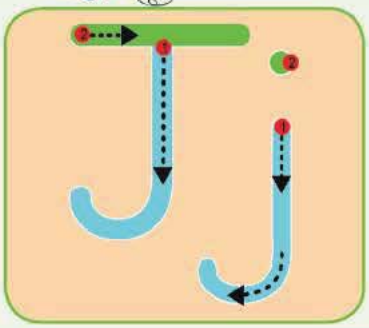



J j

J j



Let's write

Fill in the letters that these pictures start with.

















Let's write

Colour in the correct word to fit with the picture.



jug
mug



jump
bump



jam
ram



jacket
racket



jog
dog

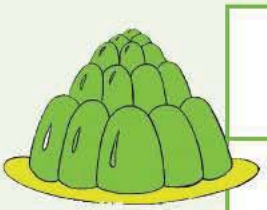

jelly
belly

Teacher:

Sign:

Date:

Helping at home

Let's speak

Look at the picture and talk about what you see.



Let's read

Quickly wash the pots.

Sounds

Say the sound and colour it in, then find and circle it.

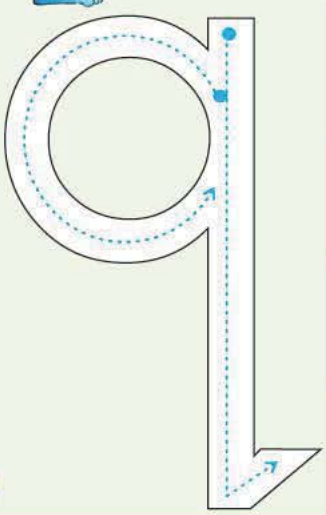

q	d	p	d	q
a	b	q	p	d
d	q	d	b	q
q	d	p	q	b

queen



Word work

Read the words and listen to the sounds.

quick	quickly	quack
squid	quiet	queen



Let's write

Match the word cards with these words.

Quickly	wash	the	pots.

Fun

Finish the picture.



The letter q

Let's write Draw a line from the picture to the sense you would use.








See


Touch


Smell


Taste


Hear

Let's write Practise writing this letter.

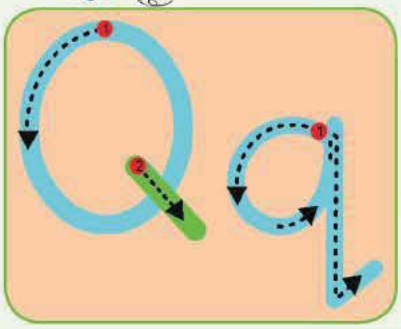


queen

Qq

question mark

?


quill

q q

Q Q

Let's write

Colour in the picture according to the letters.



p= q= b= a= d=



Let's write

Fill in the letters that these pictures start with.

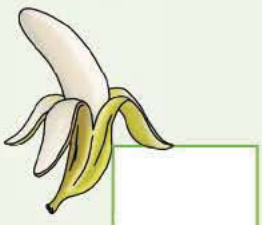





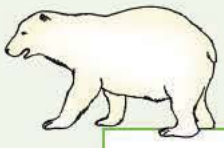







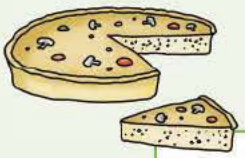

Teacher:

Sign:

Date:

Zebra

Let's speak

Look at the picture and talk about what you see.



Let's read

We see the zebras in the zoo.

Sounds

Say the sound and colour it in, then find and circle it.

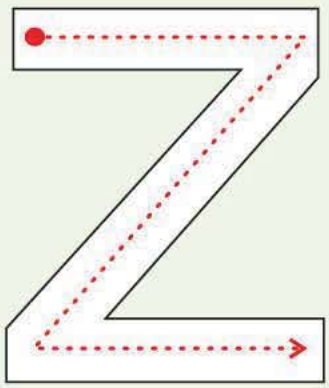

z	c	a	s
a	e	z	e
z	s	c	z
s	x	e	s



Word work

Read the words and listen to the sounds.

zip	zap	zoo	zebra
jazz	buzz	fizz	frizz



Let's write

Match the word cards with these words.

We	see	the	zebras	in	the	zoo.

Fun

Draw a line from the animal to its home.

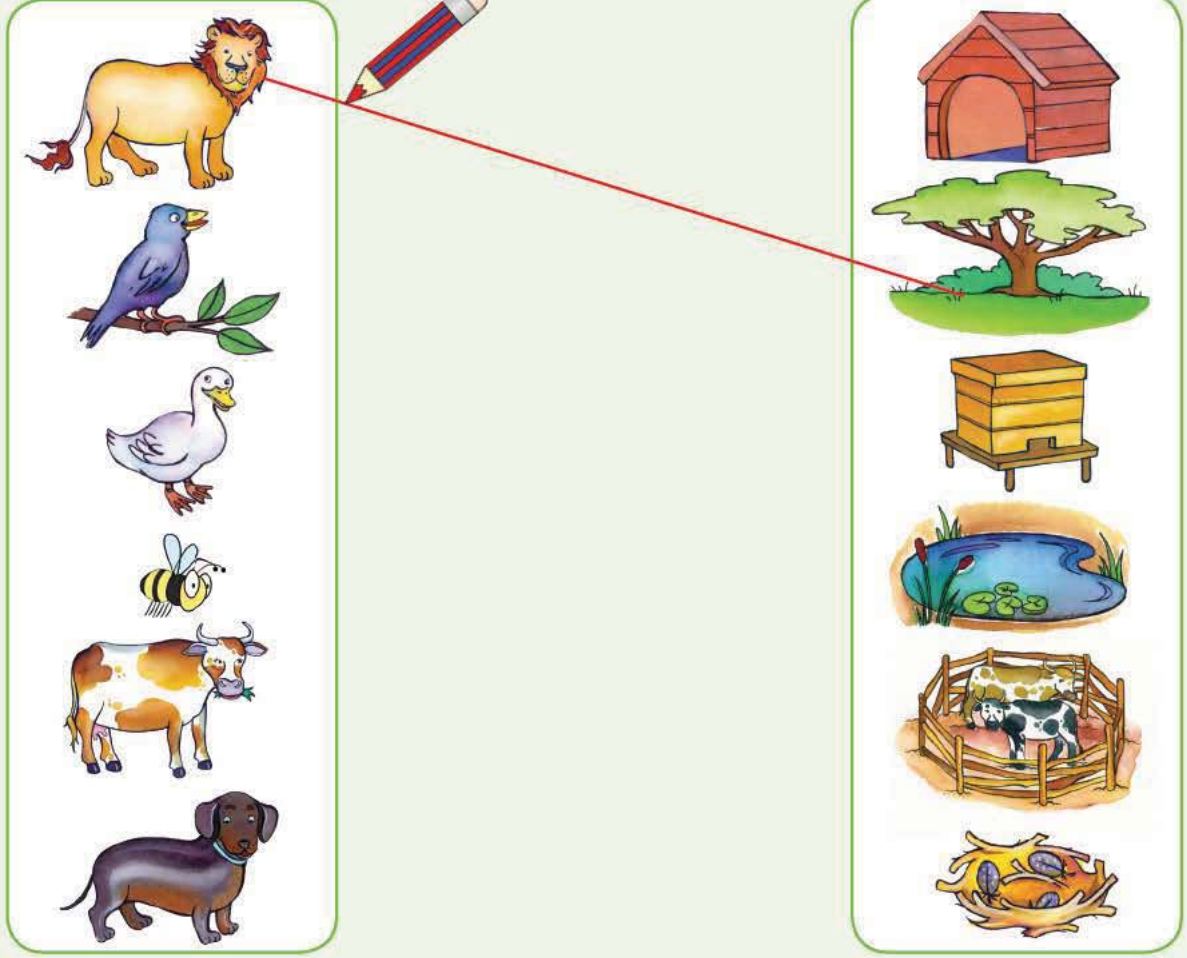

The letter Z

Let's write

Trace the dotted lines. to decorate the first Zulu hut.
Make your own pattern on the second hut and colour it in.

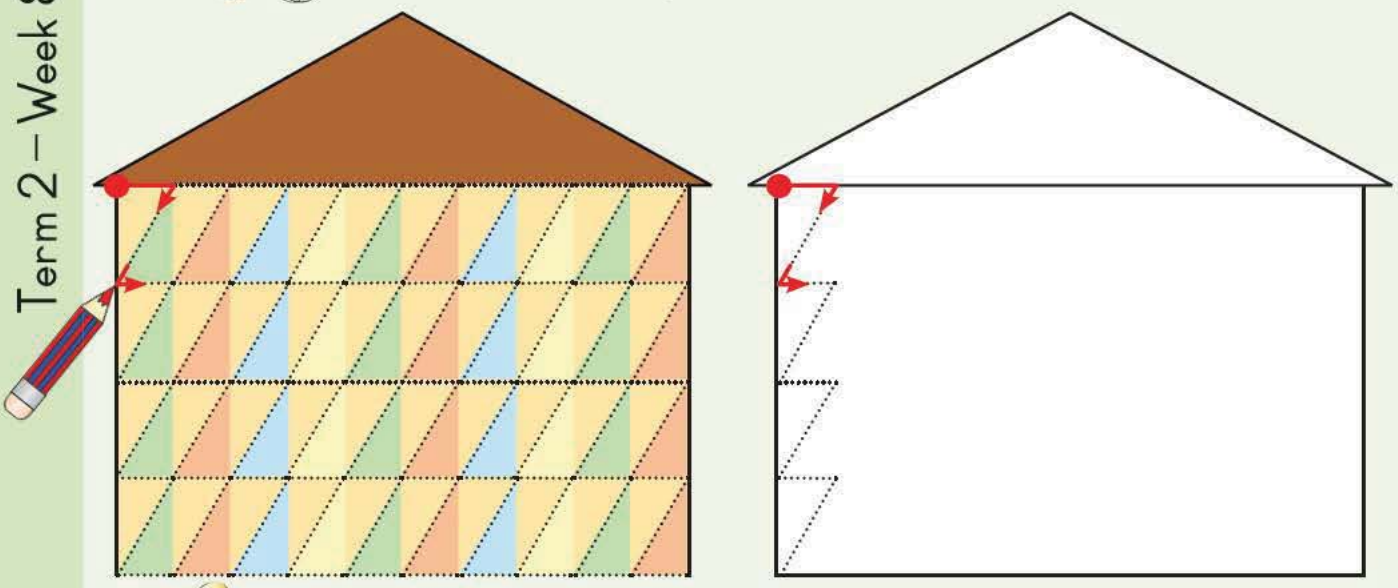

Let's write

Practise writing this letter.

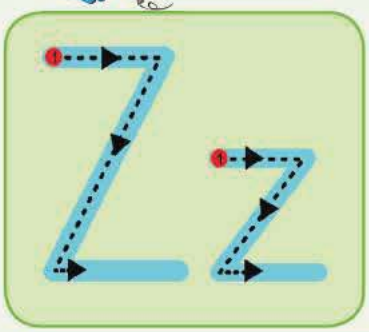



Z z

Z z

Let's write

Fill in the letters that these pictures start with.

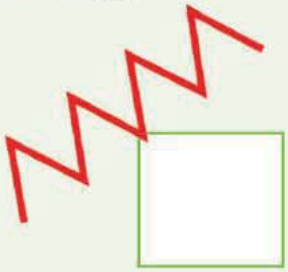








Let's write

Colour in the correct word to fit with the picture.



zozo

yo-yo



zip

sip



zero

nero



zoo

too



sit

cat



sink

zink

Teacher:

Sign:

Date:

Nn Oo Pp Qq Rr Ss Tt Uu Vv Ww Xx Yy Zz



My dictionary

Aa

Bb

Cc

Dd

Ee

Ff

Gg

Hh



My dictionary

Ii

Jj

Kk

Ll

Mm

Nn

Oo

Pp



My dictionary

Qq

Rr

Ss

Tt

Uu

Vv

Ww

Xx

Yy

Zz











Cut on the dotted line and glue the back of this page to the back page of your book to form a pocket. Here you can keep your cutouts so that you can use them again.





My Cutouts



glue here

glue here

glue here

glue here

glue here

glue here

Ann and Sam.

Word cards:

cards in the numbered worksheet. Paste them over the right word.



Ann	and	Sam.			
Ann	and	Sam	sit.		
The	cat	runs.			
It	is	fun	in	the	sun.
Ben	is	my	pet.		
It	is	hot.			
Get	up	Sam.			
Ann	has	fun.			
I	am	on	the	bus.	
She	gets	me.			
He	has	his	hat	on.	
I	can	run.			

He runs and kicks.

Sam is hot and wet.

Sam sits. Ben sits.

Dad helps him.

This is my mom.

This is my father.

He has a yellow shirt.

We like gran a lot.

They sit at the TV.

We help to wash up.

Sam is six.

Ben just jumps for the

We see the zebras in the zoo.

pots.

the

wash

Quickly

jam.

the

and

jug