

**Teacher instruction:**

Learners talk about the ways in which their grandparents help or have helped them.  
They draw a picture of something special they want to do for their grandparents to show their appreciation.  
*This a visual discrimination exercise.*

### Ku khensa ka kokwana na kokwana wa mina



Ndzi hlayeli

Sweka na mina

Tlanga na mina

Ndzi endzeli

Ndzi endleli swilo

Ndzi dyondzisi

Nkarhi wa mina wa ku vula  
leswaku ndza khensa.  
Ndza ku rhandza.

**Teacher instruction:**

Learners talk about the way in which things change.  
They draw pictures of what they observed during baking time as the bread was left to rise.  
Remember to talk about the smell and feel of the bread before, during and after it was baked.  
*This is a sensory activity and learners' observation skills are exercised.*

### Ku avelana xinkwa

sungula	landzela	kutani	ndzhaku
fulawuri yo vevuka	yak ha ya kula	yi bakiwile	ya tika

Dirowa xifaniso xa loyi u nga avelana na yena xinkwa xa wena.

**Teacher instruction:**

Learners talk about the ways in which they can show ubuntu.  
 On each link of the necklace they draw a picture to show ubuntu.  
 They colour in the star and cut out the pieces, linking them together to make a necklace.  
*This is a fine motor exercise.*

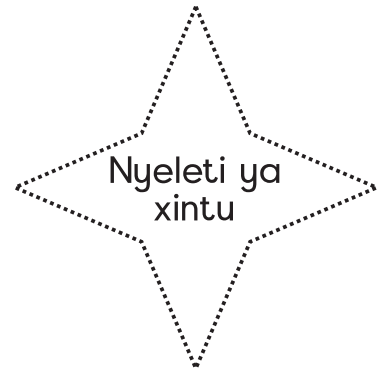
## Ritlama ra xintu

Ku basisa komiti ya xikolo

Ku rwalela thyaka

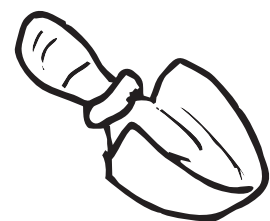


Fambisa mbyana

Hlambisa sesi wa mina



**Teacher instruction:**

Ask learners to 'read' each picture.  
 Then ask them to say what sound each picture begins with.  
 Next let them place a button on each picture that begins with an 'h' sound.  
*This is an auditory analysis and discrimination exercise.*



h

