

Teacher instruction:

Discuss each item of clothing.

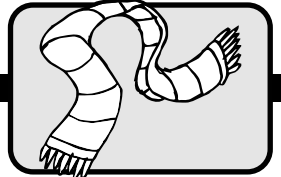
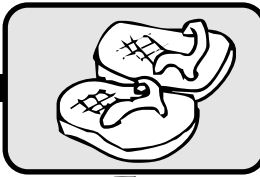

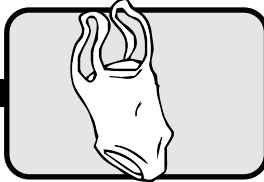
Ask: When do we wear this?

How do we wear it? Let learners place a button on the correct outfit.



This is a good reasoning and visual discrimination exercise.

Wat dra ons wanneer..?


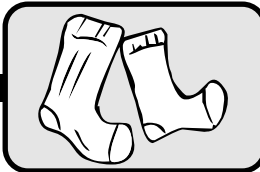
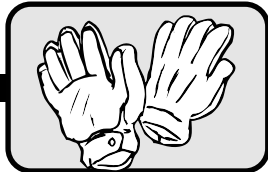
dit warm is



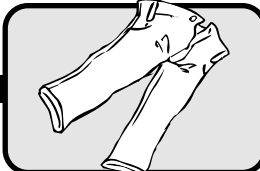
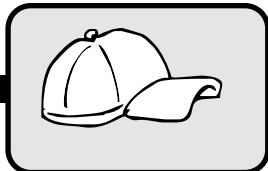
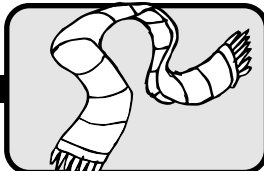
dit reënerig is



dit koud is



dit winderig is








Teacher instruction:

Learners play a memory game. Cut out each card. Instruct learners to place all the cards face down.

They must find matches by turning over two cards at a time. If the pair matches they keep the cards.


If not, they turn the cards back over in the same place as before.

This is a good visual memory exercise.



Teacher instruction:

Ask learners to arrange each row of pictures in the correct order.
 Ask: What comes first/next/after/last/in the morning/afternoon/night?
 This is a good reasoning and visual sequencing exercise.



Teacher instruction:

Cut out the cards. Use them to make a pictogram.
 Help learners to count how many of them are wearing each of the various items.
 Then, using one-to-one correspondence, let them match each clothing card to the learners wearing the same item.

