


Teacher instruction:

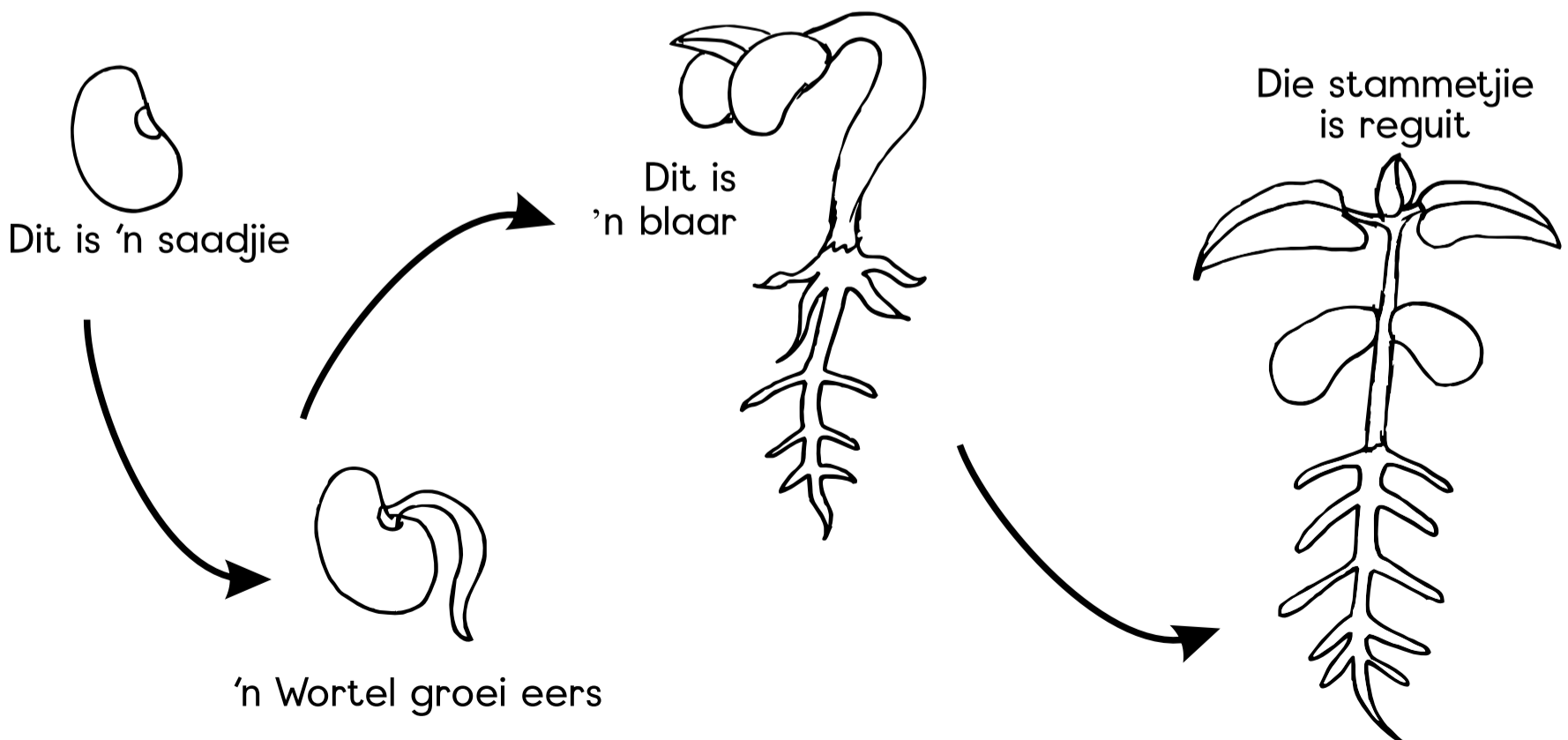
Ask learners to say the word for each picture.
Then ask them to say the sound each word begins with.
Next let them place a button on each picture that begins with a 'b' sound.
This is an auditory analysis and discrimination exercise.



Teacher instruction:

Ask learners to 'read' each picture.
Then ask them to sequence the pictures in the correct order.
Staple the book together for them.
This is an observation and sequencing exercise.


Die boontjie wat uitloop



Teacher instruction:

Ask learners to 'read' each picture.
Then ask them to sequence the pictures in the correct order.
Help them to label and **number** the pictures.
This is an observation and sequencing exercise.















Die padda se lewensiklus



Teacher instruction:

Ask learners to 'read' each picture.
Then ask them to match the baby animal to the parent.
Help them use the baby names.
This is a visual discrimination exercise.

Wie se kleintjie is ek?

 beer	 spinnekop	 padda	 uil	 kangaroo	 vlinder	 olifant
 spinnekoppie	 welpie	 kuiken	 kangaroetjie	 paddavis	 kalfie	 ruspe