


Teacher instruction:

Ask learners who helps to set the table at home. What do they use to set the table?
Discuss the placement of the fork, knife, spoon, glass, plate and serviette. Discuss each utensil and what we use it for.
Learners can then colour each item below, cut it out and paste it in the correct setting on a piece of paper.
Settings may vary from learner to learner.



Dek die tafel



Teacher instruction:

Get learners to name the food items pictured below.
They can also sort these into fruits and vegetables, healthy and unhealthy foods, and into the different food groups.
Talk about the pattern in each set. What do they notice?
Can they colour in the pictures so they make a pattern? Learners can extend the pattern by drawing and colouring in more food items in the same sequence.

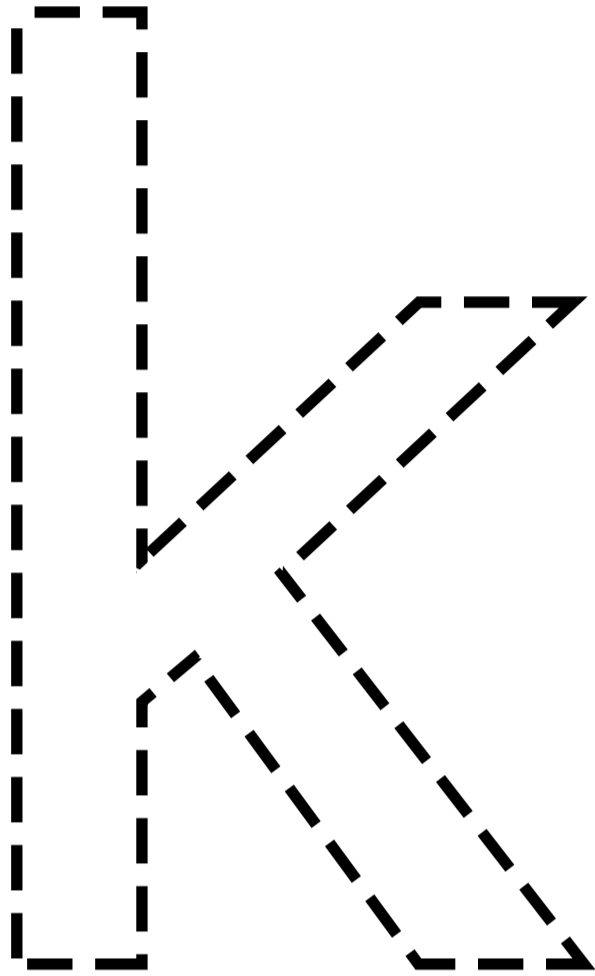
Kyk na patrone



Teacher instruction:

Revise the sound made by the letter 'k'. Ask learners to tell you names of items that begin with 'k'.
 Look at each picture in the keys below. Break down the word for each picture. Read each one by sounding out the sound groups, for example: k-i-te.
 See if learners can complete the word before you reach the last sound. Learners must draw a line to match the word and the picture.
 Learners should also notice that the keys themselves match – each pair is slightly different. Finally, learners trace the letter 'k' in Kulekane Kudu.

Pas die sleutels by mekaar




kat	
ketel	
koning	
kam	

Teacher instruction:


Discuss fruits and vegetables. What is the difference between them? Are they healthy or unhealthy? Why?
 Look at the food items in the table below. Ask learners to name each one. Read the sentences with the learners.
 They must colour in the pictures according to the sentences. Learners re-read the sentences.
 Each block can be cut out and pasted onto paper to make a mini book.

Ek hou van


Ek hou van rooi appels.




Ek hou van geel piesangs.




Ek hou van oranje wortels.



Ek hou van pienk aarbeie.



Ek hou van pers druie.



Ek hou van groen pere.

