


# How to use this book

## Dear Grade R Teacher



Welcome to the 'Laying Solid Foundations for Learning' Lesson Plan Book. This book forms part of the 'Laying Solid Foundations for Learning' Grade R kit.

Your 'LAYING SOLID FOUNDATIONS FOR LEARNING' kit contains:

- 20 themed POSTERS with supporting questions to encourage discussion;
- A Big Book STORYBOOK containing 20 theme-linked stories;
- This LESSON PLAN BOOK, packed with daily and weekly LESSON PLANS plus ASSESSMENT ACTIVITIES for the year;
- A TEACHER'S GUIDE, packed with practical classroom ideas and more;
- A LEARNERS' RESOURCE BOOK filled with flashcards, picture cards and games;
- A LEARNERS' WORKBOOK containing reproducible worksheets; and
- A DVD demonstrating how to use these materials in your classroom plus tips for teaching numeracy, literacy and life-skill concepts to your Grade R learners.



**PLEASE NOTE:** Not all of the kits supplied contain the DVDs. For more information about where to obtain copies of the DVDs, please phone (011) 482-4053 or email info@eish-team.co.za



### How to use the 'Laying Solid Foundations for Learning' Grade R kit:

The 'Laying Solid Foundations for Learning' programme for Terms 1 to 4 is organised into **20 themes**, each of which contains enough work for two weeks. In other words, there is 40 weeks' worth of work here. You should aim to cover five themes per term (a term being roughly ten weeks long).

For each theme there is a **poster** and a Big Book **story**. Supporting **flashcards** and **picture cards** can be found in the Learners' Resource Book, while the **worksheets** can be found in the Learners' Workbook. There are additional teacher resources – such as **letter templates** and pegboards.

### How to use this 'Laying Solid Foundations for Learning' Lesson Planner Book

Lesson planning involves three easy steps:

1. The daily lesson plan
2. The weekly lesson planner
3. Assessment

This book contains **daily lesson plans**, **weekly lesson planners** and **assessment tasks** for each two-week theme. The daily lesson plans and weekly lesson planners will give you ideas for using the posters, stories, worksheets and flashcards in the 'Laying Solid Foundations for Learning' kit.

#### What is the daily lesson plan?

The daily lesson plan provides activities and ideas for one whole day in the theme. It begins with arrival time and ends with story time. It has been designed so that you can use it as it is; however, if you only want to use certain parts of it you are welcome to do so.

#### Why is there only one daily lesson plan per theme?

Each of the 20 themes in this programme are designed to be used over a two-week period or 10 days. We have provided you with a completed daily planner to get you started. You will therefore need to plan an additional nine daily lessons to complement what you have here. You will find a blank daily lesson plan at the back of this book. Make copies of it and use these for your planning.

This programme gives you the freedom to plan your teaching and learning. This is very important because no two classrooms are the same.

#### What is the weekly planner?

The weekly planner is exactly that ... a planner. While we have included some exciting activity ideas for you to incorporate into your lessons, we have also left space for you to fill in your own favourite activities.

The activities on the weekly lesson planner can be used in the first or second week of the two-week theme. You can write directly onto the planner. If you prefer, make copies of the blank weekly planner at the back of this book. Then copy the activities that appeal to you onto the weekly lesson planner provided for the theme and include your own activities to complete it so that it suits your teaching style, as well as the level and pace of your learners.

#### How to integrate your own favourite themes into the 'Laying Solid Foundations for Learning' resource kit:

The 'Laying Solid Foundations for Learning' Grade R kit has 20 learner-friendly themes. If there are themes of your own that you want to include, feel free to do so. Find a place where you can slot them in or choose which of the themes in the kit you would like to replace.

#### How the 'Laying Solid Foundations for Learning' kit helps with assessment:

At the end of the lesson plans for each theme you will find two or more **assessment tasks** that you can use to evaluate your learners' progress. A **recording sheet**, in the form of a checklist or rubric, is included for you to record your observations.

We trust that both you and your learners will enjoy working through this programme with us!

