















	Monday	Tuesday	Wednesday	Thursday	Friday
Arrival 15 - 30 minutes			Prepare small cards with pictures of suns, clouds, rain and items of seasonal clothing. Place one card in each locker. Have learners collect their cards and bring them to morning circle.		
Morning circle 10 - 15 minutes	Ask learners what they've noticed about the weather on their way to school. Ask them to find the matching picture on Poster 11. Ask how they feel in this type of weather, what they wear, if and why they like it.	Welcome learners to morning circle. Tell them that you are happy to see them. <i>Sing The more we are together</i> song on Poster 11.	Welcome learners and ask each learner to talk about the picture on their card. You can also get them to match the cards that belong together, e.g. a sun and a bathing costume.	Welcome each learner. Ask the learner what s/he would have worn this morning if it were a winter's day. Remind the learner to check that her/his facecloth is clean and hanging where it should be.	Welcome learners to the ring. Ask the learners how today's weather is different from or the same as yesterday's weather. Learners make weather sentences using the words: today / yesterday / tomorrow.
Work time and small group time SMALL GROUP TIME: 10 - 15 minutes TOTAL TIME: 45 minutes	 Work time activities: 1. Numeracy focus: Make large number dice. Learners throw the dice, count the dots and then draw the same number of clouds, raindrops or suns. 2. Literacy focus: Prepare letter 'c' pegboard templates. Learners copy the 'c' onto pegboards. 3. Literacy focus: Let learners sort toys into those that begin with 'c' and those that don't. 4. Place beads and string on table. Learners make necklaces.	 Small group time activity: Literacy focus: Make lotto boards for each learner with a shirt, pants, socks, dress on it. Cut and label exact copies of these. The learners find the matching label, paste it onto the lotto board and colour it in. They 'read' the name of each item.	 Work time activities: 1. Numeracy focus: Learners draw clouds and cut them out. They sequence them from biggest to smallest. 2. Life Orientation / Creative focus: Learners make carrot salad. Put out small bowls, spoons, grated carrot and orange juice for each child to cook with. 3. Creative/Literacy focus: Provide carrot tops and paint. Learners make 'c' shaped prints by dipping carrot tops into paint.	 Small group time activity: Literacy focus: Make flashcards with weather words on them. Cut each card through the middle in a distinctive way. Learners match the cut cards to complete a weather word. They 'read' the completed word and choose one word to draw.	
Music and movement ring			Sing and act out the words to <i>This is the way we wash our clothes</i> on Poster 11.	Explain to the learners that the water on Earth is thousands of years old. There is no new water, so we need to look after the water we have. Discuss why we should drink clean water. Sing <i>Splash went the raindrop</i> on Poster 11.	
Outdoor play	Fill different sized bags with different amounts of water. Learners feel the weight. Make small holes in each bag so water can 'rain' out. How does the bag feel as the water drains?		Set out ice cubes and containers of water. Learners experiment with what happens to the ice cubes when placed in water.		Put a kettle on to boil. Learners note steam (water vapour). Learners move like different forms of water, e.g. running water, steam, rain, melting ice.
Story time		Literacy focus: Remind the learners about the <i>Clouds</i> story. Read the story again, but this time have the learners clap each 'picture cloud' in the story (cat = 1 clap; guitar = 2 claps, etc.). This is a syllabication exercise.	