





	Monday	Tuesday	Wednesday	Thursday	Friday
Arrival 15 - 30 minutes			Welcome each learner. Place an object from the theme table in each locker. Learners must bring it with them to morning circle.	Welcome each learner. Place an opposite word card from the theme table in each locker. Tell learners to bring their card to the morning circle.	

HEALTH CHECK

Morning circle 10 - 15 minutes		Talk about the pictures on Poster 9 and ask the questions. Discuss the theme words. Get learners to match each label with an object from the theme table.	Learners bring their object to morning ring. They describe what it looks like and how it feels. Learners then find another learner who has the opposite of their item.	One learner at a time holds up their card and acts it out. The learner who has the opposite card then stands up and acts it out. Continue until all learners have had a turn.	Learners sit in a circle. Say a word. Learners must show the opposite meaning, e.g. Point to a learner and say "big". The learner must curl up and try to make himself small. Point to another learner and say "scared" or "nervous". The learner must act calm and relaxed, etc.
-----------------------------------	---	---	--	---	---

Work time and small group time

Work time and small group time		Work time activities: Technology/Creative focus 1. Learners go outside with paper and crayons and make a rubbing of the bark of a tree. 2. Learners use various hard and soft items to paint with, e.g. a stick, cotton wool, a feather, a stone, etc. 3. Learners use play dough to make long and short people, animals, etc. 4. Learners make a necklace using fat and thin macaroni.		Work time activities: Creative focus 1. Learners paint using fat and thin strings. 2. Learners use various hard and soft materials to create a collage. Technology focus 3. Learners make big and small finger puppets from paper.	
--------------------------------	---	--	---	--	---

SMALL GROUP TIME:
10 - 15 minutes

TOTAL TIME:
45 minutes

Small group time activity: Numeracy focus Begin with counting to 10. Revise the number flashcards 1 to 6. Challenge learners to find 6 items around the room, but ask for things in opposites, e.g. 3 big balls and 3 small balls, etc. Give each learner a pile of 10 counters. Get them to count out 6 counters. How many are left? Now they must break up the 6 counters into two groups. How many in each group?	Small group time activity: Literacy focus Introduce the sentence for the week: 'Look at the _.' Learners add an ending, e.g. 'Look at the fat cat. Look at the tall man.' Prepare sentence strips: 'Look at the _.' Also have various pictures from the theme table. Learners arrange their strips, using a picture to complete it. They read the sentence again saying the description. Make a small book for each learner. On each page learners can paste the sentence strip and then draw a picture. Encourage learners to read the book out loud.	Small group time activity: Numeracy focus Begin by counting to 10. Revise the names of shapes already learnt. Provide learners with various counters, buttons and objects from the theme table. Tell them to sort the items but don't give them any criteria. Once sorted learners must explain their reasons for doing it that way. Now tell them to sort the items again, but this time using a different method of sorting.	Small group time activity: Literacy focus: Use the cards from the theme table to play a memory game. Spread the cards out face down on the table. One learner flips over a card and says the word on the card. Then he flips over another card. If it is the opposite, he takes both cards and gets a point. If they are not opposites, both cards are replaced.	Small group time activity: Science focus Talk about how things can change from hard to soft or from soft to hard. Can learners think of any examples of this? Have a boiled egg and a raw egg. Ask about what happened to the egg after it was boiled - did it change from hard to soft or from soft to hard? Another example is bread to toast. Have some raw pasta and cooked pasta. Let the learners touch it. Have other examples of foods that change from hard to soft like popcorn, raw and fried onions, raw and cooked carrots and pumpkin.
---	--	--	---	--



TIDY UP TIME HAND WASHING SNACK TIME

Music and movement ring	Begin the ring by singing a favourite song. Line up the chairs to make a bus. Choose one learner to be the driver. Ask each learner for the opposite of a word, e.g. hard-soft, big-small, clean-dirty, etc. After answering correctly, the learner can go sit on the bus. Continue until all the learners are on the bus. When the bus is full, the driver chooses a place to go to. All learners help to make the motor sound until the bus driver stops. Select a new bus driver and start again.		Begin the ring by singing a favourite song. Play a musical freeze game. Play some music. Tell learners to move or dance around the room. When you stop the music, shout "STOP". When you start the music again, shout "GO". Repeat.		Begin the ring by singing the <i>Opposites</i> song. Learners get into pairs. First they must act out a common or similar interest or quality. Then they must act out an opposite interest or quality, e.g. one learner can be tall / a boy / fast / sad, etc. while the other can be short / a girl / slow / happy, etc.
-------------------------	--	---	---	---	---

Outdoor play

Place masking tape on an outside wall at various heights. See if learners can jump and touch each height. How many times can they do this in a row? Learners can then throw balls against the wall and try to hit each height.			Instead of using a skipping rope, have learners skip using a hula hoop. They move under and over, in and out.	
--	---	---	--	---

Story time

	Read through the theme flashcards. Hand them out. Select a learner to hold up her card and to read the word. She then uses that word to begin telling a story. When she runs out of ideas, she points to another learner who then holds up his card, reads the word and uses that word to continue the story.	
---	--	---