


Teacher instruction:

Ask learners to 'read' each picture.
Then ask them to sequence the pictures in the correct order.
Help them to label and **number** the pictures.
This is an observation and sequencing exercise.












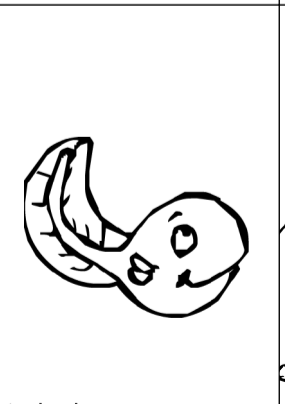


The life cycle of the frog



Teacher instruction:

Ask learners to 'read' each picture.
Then ask them to match the baby animal to the parent.
Help them use the baby names.
This is a visual discrimination exercise.

Whose baby am I?

 bear	 spider	 frog	 owl	 kangaroo	 butterfly	 elephant
 spiderling	 cub	 chick	 joey	 tadpole	 calf	 caterpillar