

**Teacher instruction:**

Learners talk about the ways in which they can show ubuntu.  
On each link of the necklace they draw a picture to show ubuntu.  
They colour in the star and cut out the pieces, linking them together to make a necklace.  
*This is a fine motor exercise.*

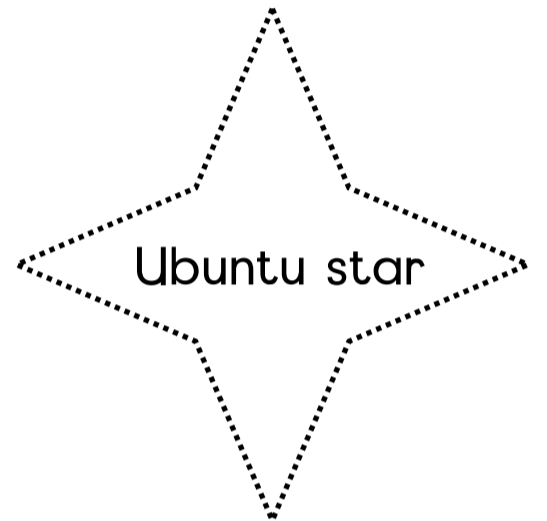
# Ubuntu necklace

cleaning the board

picking up litter

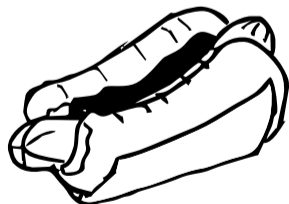


walking the dog

Bathing my little sister/brother



**Teacher instruction:**

Ask learners to 'read' each picture.  
Then ask them to say what sound each picture begins with.  
Next let them place a button on each picture that begins with an 'h' sound.  
*This is an auditory analysis and discrimination exercise.*



# h

