







Teacher instruction:

Learners talk about the ways in which their grandparents help or have helped them.
 They draw a picture of something special they want to do for their grandparents to show their appreciation.
This a visual discrimination exercise.

Grateful for Gogo

 <p>reads to me</p>	 <p>cooks with me</p>	 <p>plays with me</p>
 <p>visits me</p>	 <p>makes me things</p>	 <p>teaches me</p>

Now it is my turn to say thank you and I love you.

Teacher instruction:

Learners talk about the way in which things change.
 They draw pictures of what they observed during baking time as the bread was left to rise.
 Remember to talk about the smell and feel of the bread before, during and after it was baked.
This is a sensory activity and learners' observation skills are exercised.

Sharing bread

<p>before</p> <p>soft dough</p>	<p>next</p> <p>it gets bigger</p>	<p>then</p> <p>it is baked</p>	<p>after</p> <p>it is hard</p>
--	--	---	---

Draw a picture of who you shared your bread with.