


Teacher instruction:

Discuss each community worker on the cards.
Ask learners to describe what each of these people do and where they work.
Learners can cut out their cards, combine them and play Snap! with a partner.
This a visual discrimination exercise.

Good citizens



cleaner




fire-fighter



postal worker



police officer



chef



vet



doctor



teacher



librarian



pilot



painter




Your turn now!
How do you help?

Teacher instruction:

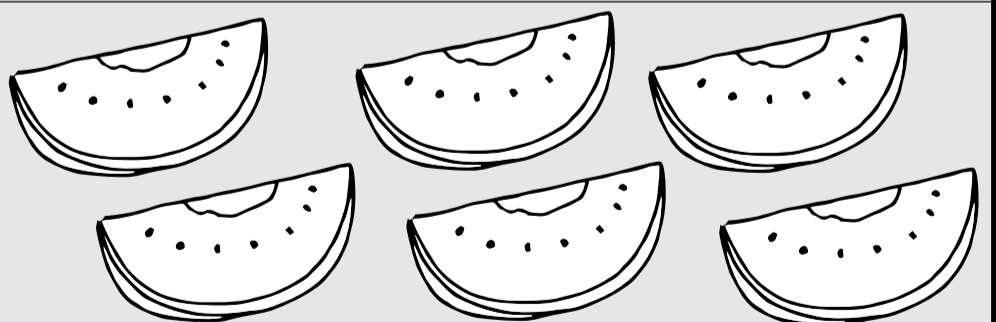

Ask the learners to share the items in the right-hand block equally with the people in the left-hand block.
Ask them after they have completed each one whether the people each have the same number of items and whether there are any left over.
This a visual discrimination exercise.

Even and odd

2 two



3 three



4 four

