









Teacher instruction:

Discuss each scene on the cards.
Ask learners to cut out each picture and sort them into day and night piles.
Learners can combine their cards and play day and night Snap!
This is a visual discrimination exercise.

Day and night



Teacher instruction:

Ask learners to identify the different shapes in the picture.
This is a visual discrimination exercise.

Hidden shapes

