
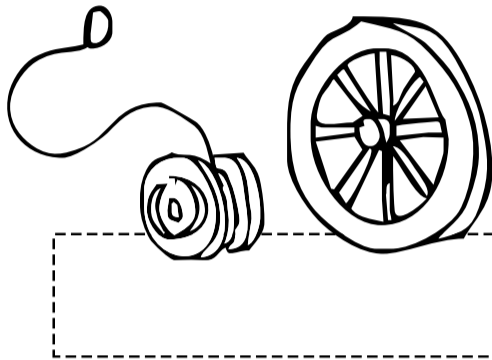



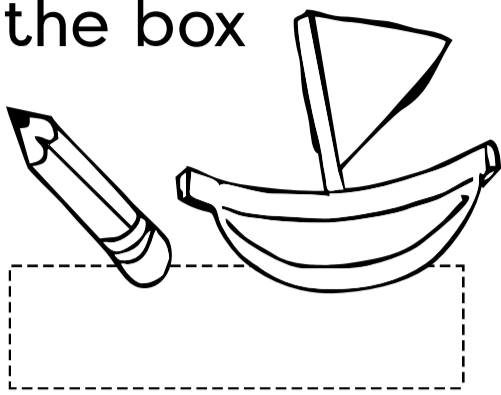


Teacher instruction:

Get learners to look at the two pictures above each box.
 If they begin with the same sound they can draw an X in the box. If they don't begin with the same sound, they leave it blank.
 At the bottom of the page learners can practise writing the letter 'x'.
This is an auditory discrimination activity.

X the box




o X

Teacher instruction:

Revise numbers 1 to 6 and shapes (circle, square, rectangle, triangle, diamond and heart).
 Learners count the number of shapes in the block on the left and then draw an X on the matching number.
 Learners trace each number with their finger, crayon or pencil.
This is a counting activity.

X the number



3 4 5 1



4 6 3 2



1 5 2 6



4 1 3 5



2 3 6 1



6 5 2 1