

Teacher instruction:

Revise the shapes and colours covered in this theme. Read the text in each block and get learners to read the text back to you.


They can then colour in the shapes as described.

The blocks can then be cut out and pasted onto folded sheets, to make a little book of shapes and colours.

This is a visual discrimination and auditory memory activity.

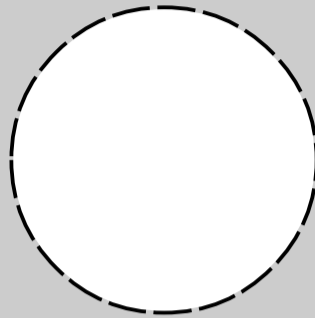
Let's colour

This is a square



It is red

This is a circle



It is blue

This is a rectangle




It is yellow

This is a triangle



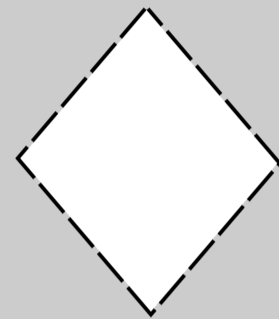
It is orange

This is a heart



It is pink

This is a diamond



It is purple

Teacher instruction:

Learners examine the picture on the left. Ask what shapes the picture is made up of. Get learners to count the squares, the circles, rectangles etc.

Call out instructions to colour in the house, e.g. colour the roof blue, the walls red.

Learners then carefully cut out each shape and assemble them to recreate the picture on the left.

This is a visual memory, auditory discrimination and figure ground activity.

Copy the shape

