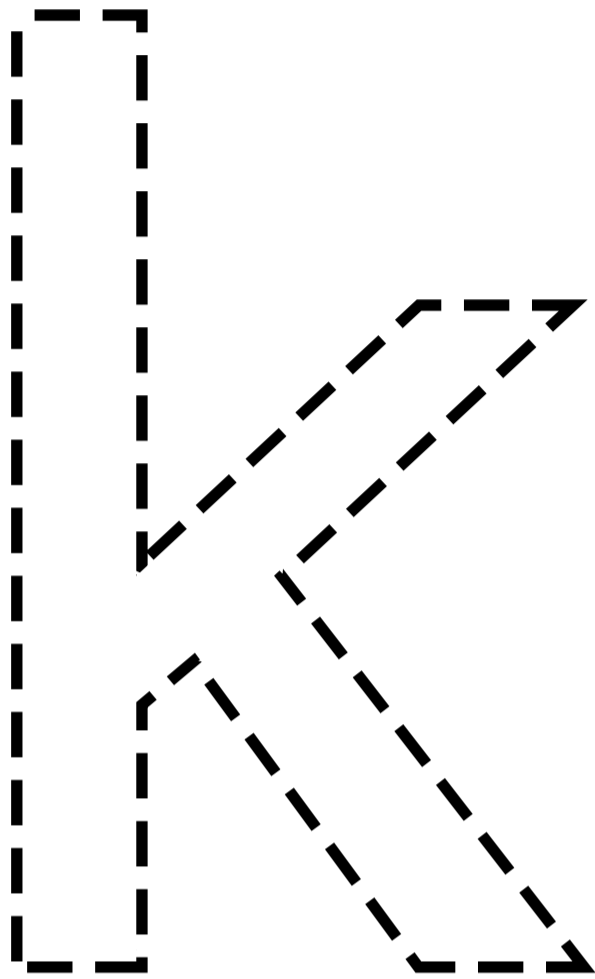


Teacher instruction:

Revise the sound made by the letter 'k'. Ask learners to tell you names of items that begin with 'k'.
 Look at each picture in the keys below. Break down the word for each picture. Read each one by sounding out the sound groups, for example: k-i-te.
 See if learners can complete the word before you reach the last sound. Learners must draw a line to match the word and the picture.
 Learners should also notice that the keys themselves match – each pair is slightly different. Finally, learners trace the letter 'k' in Kulekane Kudu.

Match the keys




kangaroo	
kite	
kettle	
king	

Teacher instruction:


Discuss fruits and vegetables. What is the difference between them? Are they healthy or unhealthy? Why?
 Look at the food items in the table below. Ask learners to name each one. Read the sentences with the learners.
 They must colour in the pictures according to the sentences. Learners re-read the sentences.
 Each block can be cut out and pasted onto paper to make a mini book.

I like it

I like red apples




I like yellow bananas




I like orange carrots



I like pink strawberries



I like purple grapes



I like green pears

