

Teacher instruction:


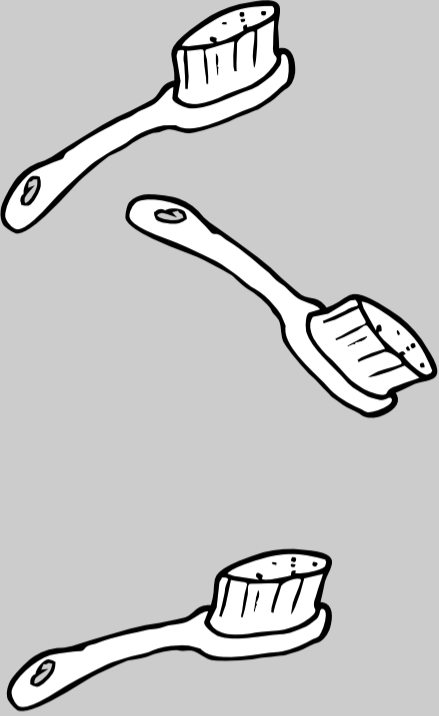
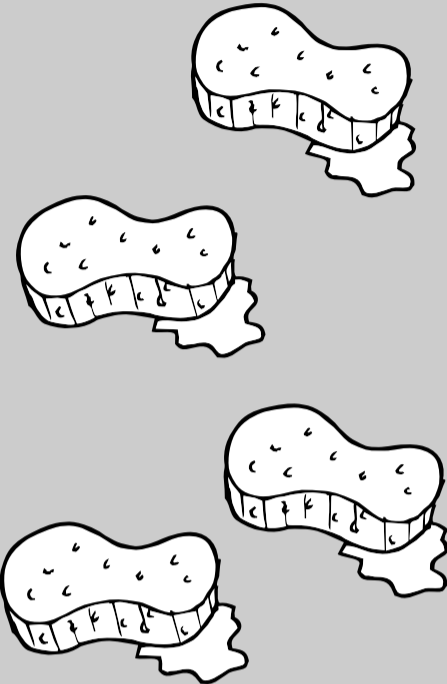

Begin by getting learners to count to 4. They can clap their hands, jump, and snap their fingers four times, etc.

Learners count the number of items in each frame and say how each is used.

They use counters to work out how many more are needed to make 4 and draw the missing items in each frame. Finally, they write the number 4 in the circle below each frame.

This is a visual observation and counting activity.

The number 4

 <p style="text-align: center;">○</p>	 <p style="text-align: center;">○</p>	 <p style="text-align: center;">○</p>	 <p style="text-align: center;">○</p>
--	--	---	--

Teacher instruction:

Learners describe the steps they take when brushing their teeth. They say what they do first, second, third etc.

Learners look at the pictures below and arrange them in the correct order.

Learners number the pictures in the correct order and then cut them out and paste them onto paper in the correct sequence.

This is a sequencing and ordinal numbering (first, second etc) activity.

Let's brush our teeth

