




Teacher instruction:

Discuss the first image. Get learners to name the various parts of the body. They can also point to their own body when they name the parts of the body.

On the second picture learners need to complete the missing details, it must look the same as the first image.

On the last picture, there is more detail missing. Learners make it look like the other two. This activity is great for body image and visual closure.

My body is special



Teacher instruction:

Revise the 'a' sound. Learners cut out the apples and paste them onto the apple tree.

Discuss the initial sound of all the pictures on the apples.

Revise the correct letter formation for 'a'.

Learners then use coloured pencils or crayons to trace the dotted letters around the page.

My tree of apples

